

**REPORT TO:** POLICE, FIRE AND COMMUNITY SAFETY  
SCRUTINY COMMITTEE

**MEETING DATE:** 12 June 2024

**BY:** Executive Director for Place

**SUBJECT:** Tackling Antisocial Behaviour

---

## **1 PURPOSE**

To advise the Committee on the number, type and geographical breakdown of antisocial behaviour complaints received by East Lothian Council during the reporting period (1 October 2023 and 31 March 2024) and to advise on actions taken in response to same.

## **2 RECOMMENDATIONS**

2.1 That the Committee notes the terms of the report.

## **3 BACKGROUND**

3.1 The number of antisocial complaints received by East Lothian Council during the reporting period was 876 bringing the aggregate number of complaints received during 2023 / 2024 to 1803. This represents a 3 % increase as compared to the preceding reporting year (1759).

3.2 Appendix 1 provides a linear analysis of antisocial behaviour complaints made to East Lothian Council from 2019/2020 to 31 March 2024.

3.3 Appendix 2 provides a linear analysis of the number of antisocial behaviour complaints made to East Lothian Council per 100 000 of the population from 2019 to 2024.

3.4 Of the 876 complaints received, 420 related to antisocial noise, 123 were youth related, 96 related to drug misuse with the remaining 237 consisting of, *amongst other things*, shouting, swearing, neighbour disputes, harassment, and verbal abuse. The diagram at Appendix 2 offers a visual representation of the breakdown in terms of case type.

3.5 In terms of *loci*, 35% of the complaints were from Musselburgh and the surrounding environs, 20% from Tranent, 8% from Dunbar, 17% from Prestonpans, 13% from Haddington and 7% from North Berwick. The

diagram at Appendix 3 offers a visual representation of geographical breakdown.

- 3.6 During the reporting period, 89 referrals were made to the mediation service. Following upon a previous review of the way in which lower-level antisocial behaviour complaints were being processed on receipt, cases continue to be, at first instance, referred to the mediation service with a view to diverting parties away from traditional enforcement interventions.
- 3.7 There are 20 live Antisocial Behaviour Orders in East Lothian. There is currently one live eviction case before Edinburgh Sheriff Court. The Antisocial Behaviour Case Monitoring Group continues to meet on a four weekly basis to ensure that the more *serious, complex, and persistent* cases are addressed from a multi-agency perspective; there are currently 53 cases being so monitored, 15 of which are drug related.
- 3.8 The Antisocial Behaviour Overview Group, along with the weekly Tasking and Co-ordinating Group, met throughout the reporting period; the latter of these multi-agency groups, *amongst other things*, informs the deployment of Police Officers, Community Protection Officers, Neighbourhood Outreach Youth Workers, and mobile CCTV cameras, of which there are now 6, to antisocial behaviour “hotspots”, with said deployments being made on an analysis of complaint levels and received intelligence.
- 3.9 Officers continue to participate in the national Antisocial Behaviour Officers Forum, the Scottish Community Safety Network, and the Scottish Mediation Network.
- 3.10 The Overview Group directed a review of the Antisocial Behaviour Strategy in December 2022; a cross-service working group consisting of senior officers and police representatives met twice during March 2023. Following upon those discussions and having received initial feedback from the East Lothian Tenants and Residents panel, work has continued on the preparation of a pre-consultation draft during the reporting period. Work will continue on this strategy review, within available resources, ensuring appropriate public consultation before finalising the strategy through Council governance during 2024.
- 3.11 During the reporting period, 65 joint Police / Council letters were sent to the parents of children whom the police had identified as being present in instances and areas affected by antisocial behaviour; all such letters were copied to Education, Children’s Wellbeing, Police Scotland’s Youth Justice Officer and to the relevant Area Housing Office where the child formed part of council tenancy household.
- 3.12 The Community Protection Officers have maintained a high-visibility street presence throughout the reporting period responding to complaints of low-level antisocial behaviour, fly-tipping, abandoned vehicles, unauthorised Traveller encampments, littering, graffiti, dog fouling and out of control and stray dogs.

3.13 The Community Protection Team continues to undergo a period of change with a review of work processes currently underway. This includes the anticipated adoption of the “Noise App” that will allow officers to assess and manage more effectively noise related antisocial behaviour complaints.

#### **4 POLICY IMPLICATIONS**

4.1 None.

#### **5 INTEGRATED IMPACT ASSESSMENT**

5.1 The subject of this report has been through the Integrated Impact Assessment process and no negative impacts have been identified.

#### **6 RESOURCE IMPLICATIONS**

6.1 Financial – None.

6.2 Personnel - None.

6.3 Other – None.

#### **7 BACKGROUND PAPERS**

7.1 Appendix 1 Graph – Antisocial Behaviour Complaints made to East Lothian Council 2019/2020 to 31 March 2024.

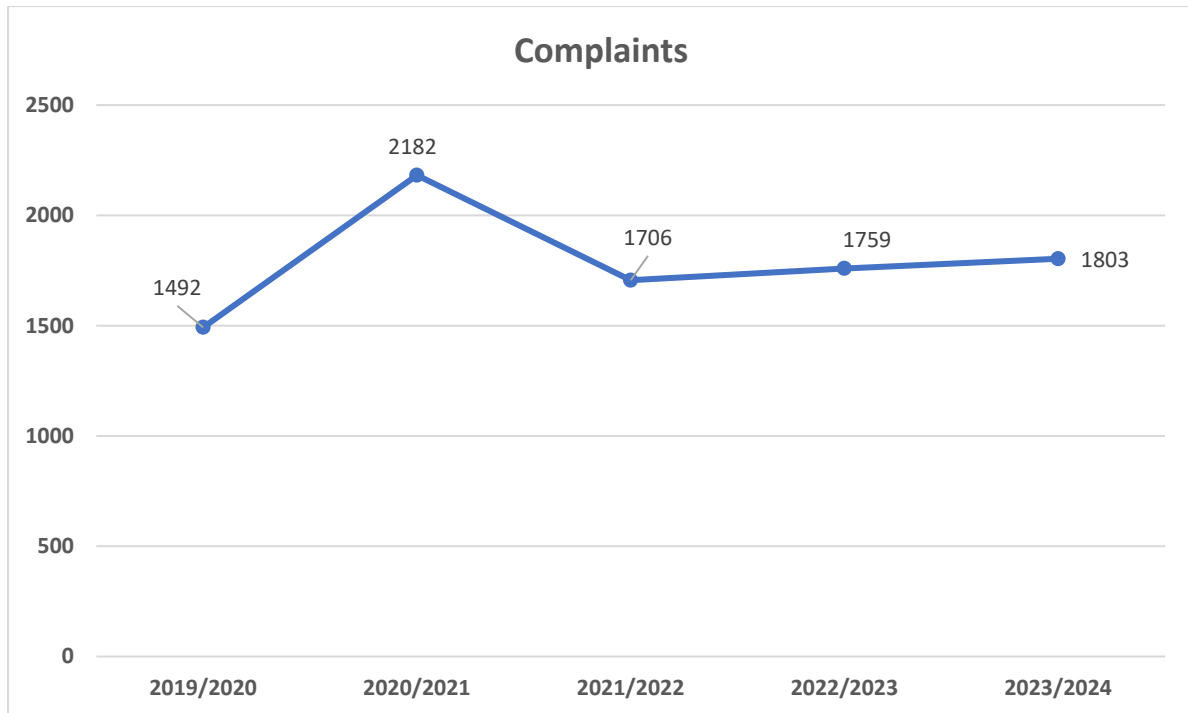
7.2 Appendix 2 Chart showing breakdown of case type (1 October 2023 – 31 March 2024).

7.3 Appendix 3 Chart showing geographical breakdown (1 October 2023 – 31 March 2024).

<b>AUTHOR'S NAME</b>	Kenneth Black
<b>DESIGNATION</b>	Team Manager Community Protection Team
<b>CONTACT INFO</b>	01620 829 919
<b>DATE</b>	27 May 2024

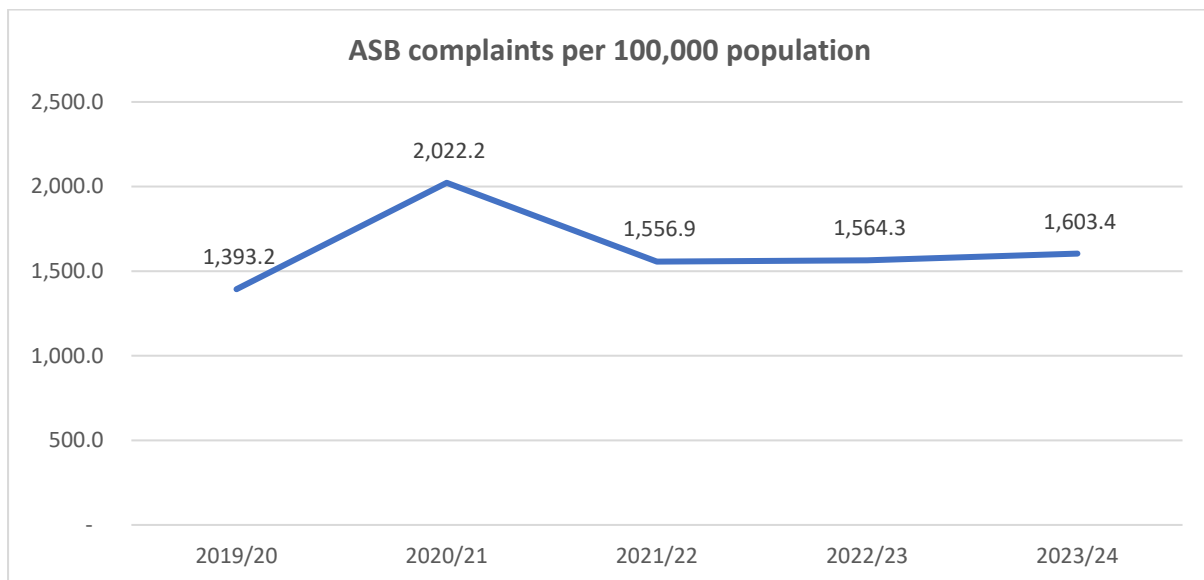
## Appendix 1

### Number of antisocial behaviour complaints made to East Lothian Council 2019 / 2020 – 2023 / 2024



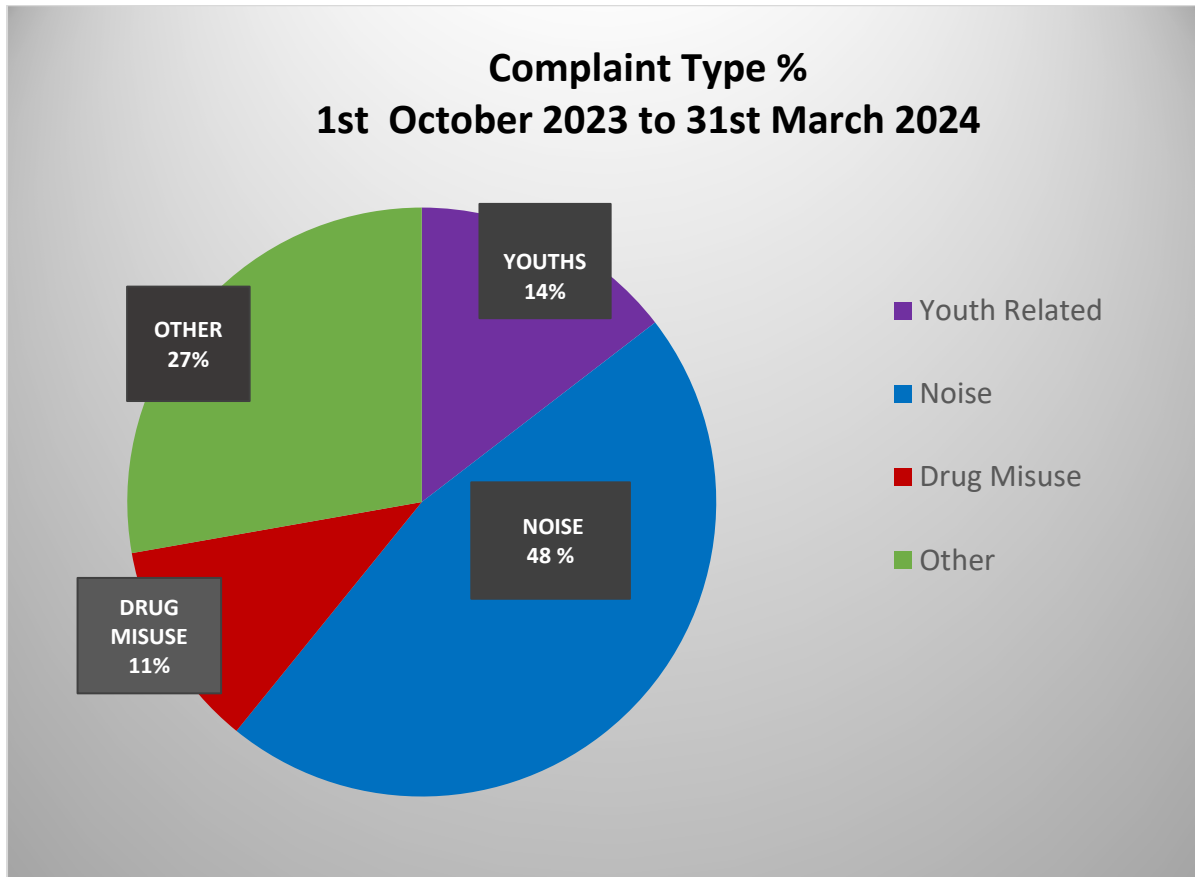
## Appendix 2

### Number of Antisocial Behaviour complaints made to East Lothian Council per 100k of population 2019 – 2024



	2019/20	2020/21	2021/22	2022/23	2023/24
ASB complaints	1492	2182	1706	1759	1803
	2019	2020	2021	2022	2022
Mid-Year population	107,090	107,900	109,580	112,450	112,450
ASB complaints per 100,000 population	1,393.2	2,022.2	1,556.9	1,564.3	1,603.4

## Appendix 3



## Appendix 4

**Geographical breakdown of antisocial behaviour cases %  
1st October 2023 to 31st March 2024**

