



## **MINUTES OF THE MEETING OF POLICE, FIRE and COMMUNITY SAFETY SCRUTINY COMMITTEE**

**WEDNESDAY 21 JUNE 2023  
VIA DIGITAL MEETINGS FACILITY**

**1**

---

### **Committee Members Present:**

Councillor N Hampshire (Convener)  
Councillor J McMillan (Depute Convener)  
Councillor G McGuire  
Councillor L Menzies  
Councillor T Trotter

### **Police Scotland**

Mr B Leathes, Acting Chief Inspector  
Mr A Carson, Superintendent

### **East and Midlothian Scottish Fire and Rescue Service**

Mr M Landels, Area Commander  
Mr D Morrison, Station Commander

### **Other Councillors Present**

Councillor C Cassini  
Councillor C McFarlane

### **Council Officials Present:**

Mr D Proudfoot, Executive Director for Place  
Ms S Saunders, Head of Communities  
Mr P Vestri, Service Manager – Corporate Policy and Improvement  
Ms L Crothers, Service Manager – Protective Services  
Mr K Black, Safer Communities Team Leader

### **Clerk:**

Ms M Scott

### **Apologies:**

Councillor S Akhtar  
Councillor C McGinn

### **Declarations of Interest:**

None

- 1. MINUTES FOR APPROVAL: POLICE, FIRE & COMMUNITY SAFETY SCRUTINY COMMITTEE, 10 NOVEMBER 2022**

The minutes of the Police, Fire and Community Safety Scrutiny Committee held on 10 November 2022 were approved.

## **2. POLICE SCOTLAND SCRUTINY REPORT – THE LOTHIAN AND SCOTTISH BORDERS – Q3 AND Q4 2022/23**

Police Scotland had submitted a scrutiny report to update members on their work during Quarters 3 and 4, 2022/23.

Superintendent Alan Carson welcomed Acting Chief Inspector Ben Leathes who has taken over from Jocelyn O'Connor.

Acting Chief Inspector Ben Leathes, Police Scotland, spoke in detail to the report, highlighting the local policing priorities of:

- i) Protecting the most vulnerable people
- ii) Reducing violence & anti-social behaviour
- iii) Reducing acquisitive crime
- iv) Improving Road Safety and
- v) Tackling serious and organised crime,

and provided a thorough outline of the report's contents.

Councillor Hampshire stated he was aware licensed premises were being used differently nowadays with more people drinking at home and heading to establishments later in the evening. He asked if the police were being mindful of this when they are being called out to licensed premises. Mr Leathes stated they would monitor the incidents around licensed premises and confirmed there were no monitored premises in East Lothian at the minute. He added they would seek to educate the licensee on their responsibilities as we cannot stop someone from drinking in their home but we can stop them obtaining more alcohol within a licensed premises. Mr Leathes stated he had a meeting recently with members of the Licensing Board and the Police Licensing Team and we are seeking to promote early engagement with licensees.

In response to a further question from Councillor Hampshire, Mr Leathes stated he was familiar with the issues raised especially in East Linton and there is a response in place through the task and coordination group with a camera being set up at the bus stop to see people arriving as well as teaming up with the bus service to flag anyone who may be heading in that direction to cut them off. Mr Leathes explained there is no quick solution to the travel issues as this is sitting with the Scottish Government and the police can only act on the policy that comes away whether there is allowance to remove bus passes from young people causing issues. Mr Leathes confirmed school link officers had been provided with a list of young people involved in incidents to explain the importance of behaving within all communities.

Councillor McMillan said he has attended the Police Scotland Young Volunteers meetings for years and he found the standard of commitment from officers to be tremendous with young people really using officers as role models. He asked how often the service received compliments and if they were recorded in the same way as complaints and how the service could report on the disposal of complaints. Mr Leathes said it was always really positive to receive emails or notes of thanks but these were usually informal and not recorded in a formal process. Mr Carson stated the Police were quite a self-organisation as staff are always motivated to not get anything wrong and if they do how to prevent it from happening again in the future. He explained complaints were dealt with the same way which meant the positive feedback can get lost and he wasn't aware of any formal method for recording any positive feedback but a letter or email would go to the Chief Constable so he could make officers aware of it. Mr Carson said they do not measure how complaints have been resolved as most of

them were dealt with without requiring an investigation. He was happy to take these points away to figure out a way to measure the positive feedback and to accurately measure the resolutions of complaints.

Replying to questions from Councillor Menzies, Mr Leathes stated he was not aware of any officers within East Lothian being asked to participate with bus services or how wide they were taking the feedback net. Mr Leathes explained it was difficult to identify specific complainers but this is something he would be happy to take away. Mr Carson confirmed that any vexatious complaints would not be deducted from the complaints numbers but he would be happy to take these issues away and discuss with professional standards how best to address these and gauge the positives. Mr Carson reported that the issues around Young Scot cards was not limited to East Lothian and because of this communication channels should be open with Young Scot given it is a common problem. Mr Carson was happy to take this away as an action to assess and instigate. Sharon Saunders, Head of Communities explained the Council do have a direct link with the Young Scot team in East Lothian through the Connected Communities Team we have a regular update meeting with them about the use of the Young Scot card and its roll out and deployment in East Lothian, including the benefits to young people and their families but also the concerns raised today. Sharon agreed to contact the officers who participate in the meetings with Young Scot to highlight these issues once again.

## **Decision**

The Committee agreed to note the contents of the Scrutiny Report.

### **3. SCOTTISH FIRE AND RESCUE SERVICE LOCAL PLAN PERFORMANCE REPORT FOR EAST LOTHIAN – Q3 AND Q4 2022/23**

Group Commander Mark Landels, Scottish Fire and Rescue Service announced the crew from Musselburgh Station who were nominated for third response have now been fully trained and this station had been earmarked as a strategic national resource for wild fire and will be receiving specialist equipment and training before the end of the year. Mr Landels added the service would continue to promote and engage with the community in regards to water safety. He also welcomed David Morrison, Station Commander in the Prevention and Protection Team to the Fire and Rescue Service.

Mr Landels presented a report on the performance of the Fire and Rescue Service in East Lothian over Quarters 3 and 4 of 2022/23. He spoke in detail to the report and highlighted the key indicators of:

- i) Reduction of False Alarms (all)
- ii) Reduction of all accidental fires
- iii) Reduction of Special Service
- iv) Reduction of False Alarms – Unwanted Fire Alarm Signals
- v) Reduction of Special Service – Road Traffic Collisions
- vi) Reduction of Special Service – Fatalities
- vii) Reduction of Special Service – Road Traffic Collision casualties

and provided a thorough outline in each of these areas.

Councillor Hampshire asked if the department looked at a breakdown of road traffic accidents which take place on the A1 trunk road and what takes place on the road network throughout East Lothian. Mr Landels was unable to report on this but agreed to look at the types of incidents taking place, the addresses and any trends and report this back to him. Mr Morrison gave an update on how the Prevention and Protection Team were addressing issues highlighted by trends within East Lothian. Superintendent Alan Carson, Police Scotland stated a lot of effort goes into the Road Safety Governance Group which is well attended and

supported through Ian Lennox and answers to Councillor Hampshire's question may lie within that group and could be looked at off table.

In response to a second question from Councillor Hampshire, Mr Landels confirmed a domestic incidence response would be completed after every incident and crews routinely engage with where the incident has occurred and also nearby properties by leafleting or engaging with the street. He added where possible fire safety visits would be arranged for smoke detectors to be fitted and advise to be given. Mr Landels stated the smoke detection that would be fitted would not be the interconnected devices as per guidance from Scottish Government as these can only be installed under a set criteria. Mr Morrison added that since the new legislation on fire alarms released in February 2020 private landlords should have updated their properties themselves, the same with local authorities which leaves a small number of domestic privately owned properties which we would never leave without smoke detection. He noted in terms of single occupancy households this was a trend all over Scotland and single male occupiers are the most common. Mr Morrison explained the department has a duty of care towards vulnerable adults they would make contact with social work and submitting the correct paperwork and if required joint visits would be carried out.

Councillor Trotter asked for more information on the decision to not attend fire alarms at retail, education or commercial properties. Mr Landels explained this was in line with the Unwanted Fire Alarm Signals as the numbers were quite high relating to these premises and it can be disruptive to the business having to evacuate and stand outside waiting on the department to attend. Mr Landels stressed that if there had been any indication of a fire either suspected or confirmed the fire and rescue service would always mobilise an appliance. He explained they were educating their responsible persons to back the call up with a 999 call if a fire is suspected to limit the amount of attendances at buildings were something minor has set off the alarm. Mr Landels explained that having up to three vehicles attending these calls with blue lights on puts the crews at risk as well as the public so this is something they wish to reduce but the decision to continue to attend sleeping risks such as hospitals still stands after looking at the risk profile. Mr Morrison echoed Mr Landels points and added that the cost to local communities was being wasted through poor fire safety maintenance within businesses. He added the prevention and protection team would continue to work with businesses on their fire safety.

Councillor Menzies asked if the department found there were repeat fires to chaotic lives or vulnerable adults and is there an escalation that is easily available to you if you are finding that. Mr Morrison explained the team submit a safeguarding form to social services on the property at attend and even if it is a known same offender we would continue to send referrals to keep that person to the top of the pile and we would consult with social services to see if they have history with the occupant to ensure they are receiving the support they require.

Councillor Hampshire asked if we have identified a vulnerable person who has a history of incidents do we make sure their property is fitted with smoke detection. Mr Landels confirmed no property would be left without smoke detection, whether high or low risk. Councillor Hampshire stated that our Homelessness team have to house people in private let accommodation and he would like to ensure these have the correct smoke detection fitted and he would follow up with this after today's meeting.

Douglas Proudfoot, Executive Director for Place added in terms of the 1<sup>st</sup> of July change the Council participated in the consultation exercise and whilst our concern is mitigated where we have attendance during the day at these properties where there can be confirmation of a fire but there is a transfer of risk to the local authority when those properties are unattended during the night, such as education premises where we would be unable to confirm if there was a fire at night so this is something that is being looked at in terms of our risk register.

Councillor McMillan thanked Mr Landels for his well prepared and presented report and asked if the department felt the new domestic legislation on integrated fire alarms had made a difference and how common it was people were complying with that legislation. Councillor McMillan also asked about the recruitment and retention of staff. Mr Landels confirmed the enquiry level increased enormously as people were looking for the new interlinked smoke detection but unfortunately we only fit this in home if the occupier meets the exact needs as specified by the Scottish Government and after being informed of this the interest from people reduced. He added that he is aware some people have not followed through on getting the interlinked system after they had been told the fire and rescue would not fit this. Mr Morrison confirmed the new legislation was brought in in February 2022 and noted it was high risk occupiers who were fitted with the new interlinked fire alarms to ensure they were not missed out. He added that QR codes were placed on stations for people to check what was required of them and highlight that noncompliance could potentially affect their home insurance. Mr Landels said in terms of retention and recruitment the fire and rescue service had been effected by people retiring early and they had a high level of trainees. He confirmed there were two recruitment courses scheduled for the fire service this year, one ongoing at the moment and another scheduled for September. These courses are for 48 people and as it is a national recruitment the staff would be split up all over Scotland. Mr Landels confirmed the retention of staff had been challenging but they are managing this with the help of transfers and inter service transfers.

Councillor Hampshire asked a question in regards to potential fire risks coming to East Lothian through wind farms. Mr Landels confirmed this was constantly reviewed under the management of risk incidents we respond to and the lithium batteries and structures were a concern so the service have been looking at new technology such as fire blankets and high pressure fire lances, one of which is held in North Berwick. He explained how this equipment worked and the expense of it but stated this was the type of investment fire and rescue were putting into new risks developing in communities. Councillor Hampshire stated planning applications would be coming in to Council and asked if the fire and rescue service could make comment on them. Mr Landels stated that the department can visit a property to have a plan on where the nearest hydrants and water supply is and look at the type of construction of the building and provide a score metrix to decide if we would need to visit the property on a yearly, three yearly or five yearly basis to maintain the knowledge of risk on each area. Mr Morrison reported he sat on a national forum last year through Scottish Power Energy Networks which highlighted the work that would be happening in East Lothian and they offered to work with the fire and rescue service to give crew familiarisation and highlight the risks. He noted they were still waiting on further roll out to carry out these visits. Mr Morrison confirmed nothing would go through planning without the fire engineering department within prevention and protection being consulted on and confirmed it would not get passed the set criteria within building standards without this.

## **Decision**

The Committee agreed to note the verbal report.

## **4. TACKLING ANTISOCIAL BEHAVIOUR**

The Executive Director for Place had submitted a report to advise the Committee on the number, type and geographical breakdown of antisocial behaviour complaints received by East Lothian Council during the reporting period (1 October 2022 to 31 March 2023) and to advise on actions taken in response to same.

Kenny Black, Team Manager - Safer Communities Team, spoke to the report in detail, highlighting the overall number of Antisocial Behaviour Complaints, themes for complaints (noise, youth, drug misuse, and others including shouting, swearing and neighbour disputes), a breakdown of complaints by place, comparisons to the equivalent reporting period in 2021/22, the work of Problem Solving Partnerships, that there were 12 live Antisocial Behaviour Orders in East Lothian, two live eviction cases before Edinburgh Sheriff Court, the Antisocial Behaviour Case Monitoring Group were currently monitoring 49 cases, 16 of which are drug related, there were now 6 CCTV cameras being used in known "hotspots", 34 joint Police / Council letters were sent to the parents of children whom the police had identified as being present in instances and areas affected by antisocial behaviour and the planned use of the recently procured "Noise App",

In response to a question from Councillor Hampshire, Mr Black explained they continued to use parental advisory letters and highlighted these come from the ASB team and are also counter signed by our Antisocial Behaviour Police Investigation Officer so they carry a bit of weight. He added that the vast majority of responses from parents are highly positive and they are thankful for bringing such issues to their attention.

Councillor Trotter asked how useful the department find the mobile cameras. Mr Black explained the cameras had been extremely useful and had helped recover evidence against individuals which had allowed action to be taken against perpetrators. He noted their presence alone can also deter antisocial behaviour. In a follow up question Councillor Trotter asked if 6 cameras were sufficient due to East Lothian being a big area. Mr Black stated acquiring more would be useful in tackling antisocial behaviour in the future. Ms Saunders added that we have a static network of CCTV cameras across East Lothian which targets key areas around our towns and communities. She explained the main bulk of our investment is within the static camera network and within the budget allocation we have been able to increase the number of mobile cameras from two to six. Ms Saunders explained the mobile cameras were moved and utilised across the county on a regular basis based on data and intelligence. She added at the end of the upgrade and installation of the static CCTV camera network if there was any budget provision remaining we would be open to purchasing more mobile cameras. Ms Saunders agreed to share the update on the network with Councillor Trotter outside of the meeting.

Councillor Menzies asked if we are doing enough for our young people and what could we do better to ensure they are getting the best chances at a positive outcomes. Councillor Hampshire agreed any child who gets involved in antisocial behaviour we have failed as a society and we need to do everything we can to ensure they take the right decision to go down a positive pathway and if not we have to have something in place that protects the rest of society from that antisocial behaviour. Ms Saunders reported everyone will be aware of the Council's focus on transforming services for children and young people and we have a programme board who look intensively at what we do to support them to achieve the best outcomes in life. She added that after a responsible parent or carers received a letter from the antisocial behaviour team they would usually step in and take on the responsibility for their child but and was confident that the corporate body and collective partners have a really strong focus on improving the outcomes for young people and creating opportunities that enable most of our young people to make the right choices. Ms Saunders explained for the few who do not make that decision our collective effort is then in supporting them to have the opportunity to reflect and improve on their behaviour.

Councillor McMillan complimented Mr Black and his colleagues on all their hard work.

## **Decision**

The Committee agreed to note the contents of the performance report.

**5. LOCAL POLICE PLANS: A FRAMEWOK FOR SCRUTINY**

A report was submitted by the Service Manager for Corporate Policy and Improvement for information and awareness raising with Members of the Police, Fire and Community Safety Scrutiny Committee.

Mr Paolo Vestri, Service Manager for Corporate Policy and Improvement explained the report sets out from a Scottish Police Authority and COSLA perspective what should be in local police plans and the role that Councils have in scrutinising and then monitoring them when they have been put in place. He added there was a useful check list for Members to consider when looking at police plans and how they securitise how those plans are being implemented locally.

There were no questions for Mr Vestri.

Councillor Hampshire stated it was a document all Members had to review to ensure services were given the proper scrutiny they need. He suggested all Members review this offline and at the next meeting can bring in some of these questions for the police.

**Decision**

The Committee agreed to note the report.

**6. PFCSSC DRAFT ANNUAL WORK PROGRAMME**

A draft annual work programme was presented to Committee.

**Decision**

The Committee agreed to approve the programme.

Signed .....

Councillor Norman Hampshire

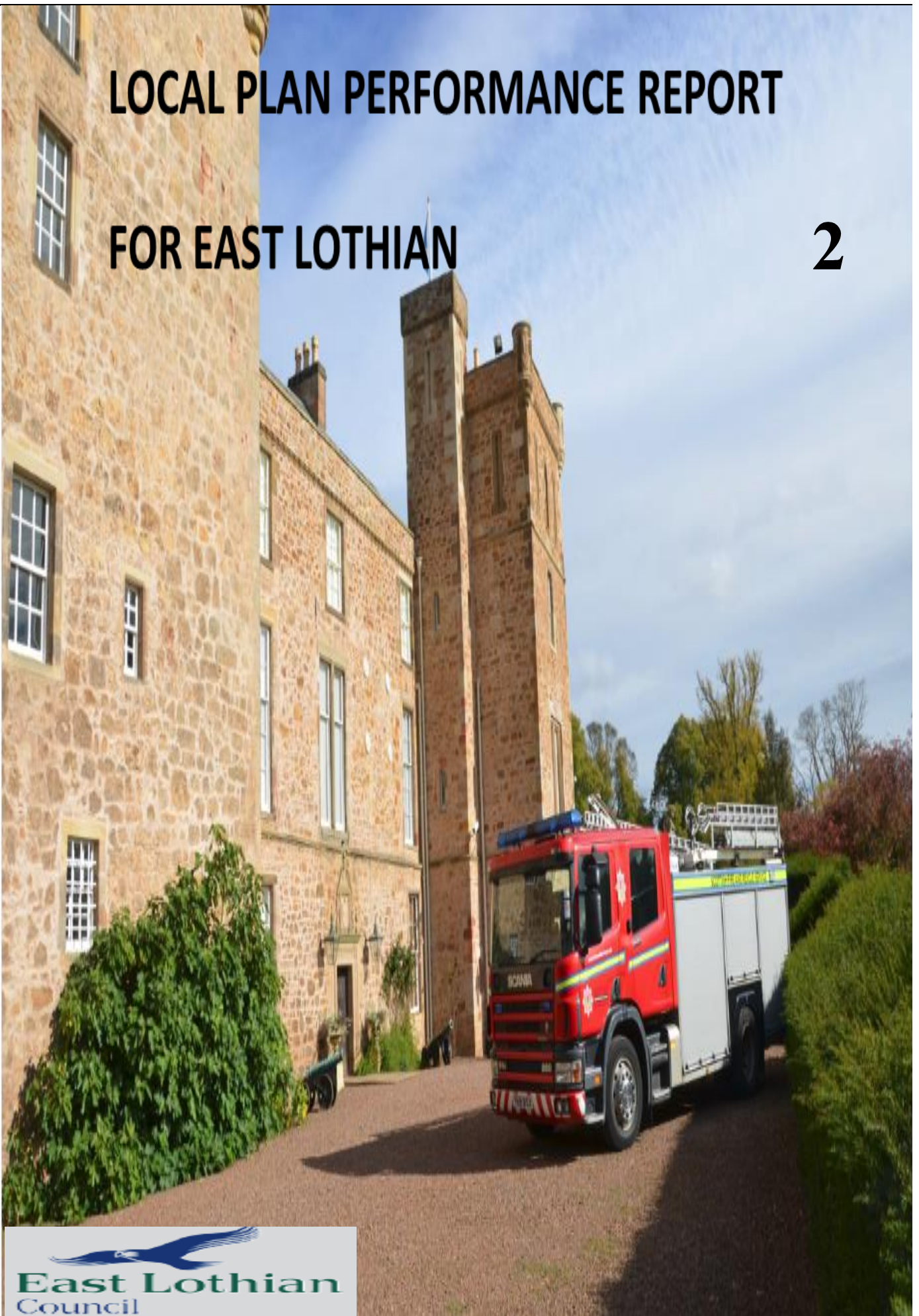
Convener of the Police, Fire and Community Safety Scrutiny Committee



# LOCAL PLAN PERFORMANCE REPORT

## FOR EAST LoTHIAN

2



Quarter 1 and 2 Report, 1<sup>st</sup> April – 30th September, 2023



<b>CONTENTS</b>	<b>PAGE</b>
1 <b>Introduction</b>	<b>3</b>
2 <b>Performance Summary</b>	<b>4</b>
3 <b>Progress on local fire &amp; rescue plan priorities</b>	
<i>Local Risk Management and Preparedness</i>	<b>5</b>
<i>All deliberate primary fires</i>	<b>7</b>
<i>All fire casualties (fatal &amp; non-fatal (incl. p/c's))</i>	<b>9</b>
<i>All deliberate fires excl. dwellings</i>	<b>11</b>
<i>Special Service - RTCs</i>	<b>13</b>
<i>Special Service Casualties - All</i>	<b>15</b>
<i>False Alarm - UFAs</i>	<b>17</b>
4 <b>Appendices</b>	
5 <b>Glossary</b>	



## **Introduction**

This performance report provides information on our prevention, protection and operational response activities within East Lothian for Quarter 1 & 2 of 2023-24 (1st April – 30th September 2023) including information on the year to date figures.



## Performance Summary

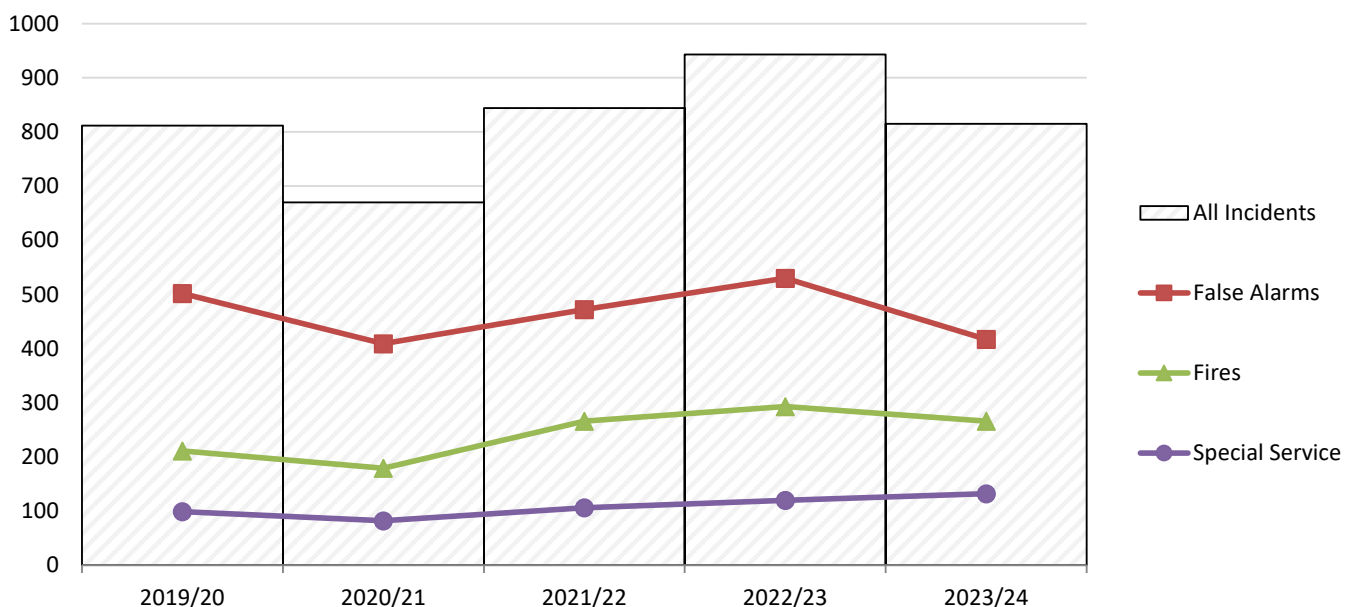
We measure how well we are meeting our priorities using 6 key indicators, depicted below

Key performance indicator	Apr to (& incl.) Sep					RAG rating
	2019/20	2020/21	2021/22	2022/23	2023/24	YTD
All deliberate primary fires	22	22	37	40	51	◆
All fire casualties (fatal & non-fatal (incl. p/c's))	3	3	4	8	8	●
All deliberate fires excl. dwellings	116	90	153	162	154	●
Special Service - RTCs	16	11	18	23	18	●
Special Service Casualties - All	19	15	15	19	22	◆
False Alarm - UFAs	289	218	262	299	192	●

RAG rating - KEY		
◆	RED DIAMOND	10% higher than the previous YTD period, or local target not achieved.
▲	YELLOW TRIANGLE	Up to 9% higher than the previous YTD period, or local target not achieved.
●	GREEN CIRCLE	Equal to or improved upon the previous equivalent quarter (or YTD period), or local target achieved.

Note
Quarterly comparison RAG Rating = the reporting period compared to the average of the three previous quarterly reporting periods.
Incident Overview
Year to Date RAG Rating = the cumulative total of all quarterly performance in current year compared to cumulative total of all quarterly performance in previous year.

The chart below illustrates incidents YTD attended within East Lothian council over the last 5 fiscal years







**Progress on local fire & rescue plan priorities**

**Local Risk Management and Preparedness**

The Service must identify, prioritise and plan to meet the risks in each local community.

We said we would:

- train our staff to deal with our local risks
- gather and analyse risk information
- work with partners to mitigate risks
- deal with major events

Train our staff to deal with our local risks

All of our operational staff undertake routine and risk specific skill acquisition and maintenance training.

Gather and analyse risk information

All of our operational staff gather and analyse local risk information and operational intelligence, used in our preparations to resolve incidents.

We conduct Post Incident Debriefs to identify any lessons that can be learned from our preparedness and response to emergency events.

We use Urgent Operational Intelligence Briefings to inform our operational staff of any safety critical information.

Work with partners to mitigate risks

We continue to be an active member of the East Local Resilience Partnership.

We share information with local authority partners and other key stakeholders (e.g. Police Scotland) to ensure emergency event risks are mitigated.

Deal with major events

There were no major fire events or significant emergency events in this reporting period.



## Reduction of 'All deliberate primary fires'

Primary fires can be described as any property such as a residential house or a commercial building, road vehicle, land involving trees or external structure (fencing, garages, garden huts etc). The SFRS is committed to keeping people safe in our communities. We share information with partners to make sure that we reduce the risk to members of the community as well as property. Reduction of deliberate primary fires contributes to The Single East Lothian Plan.

### Results

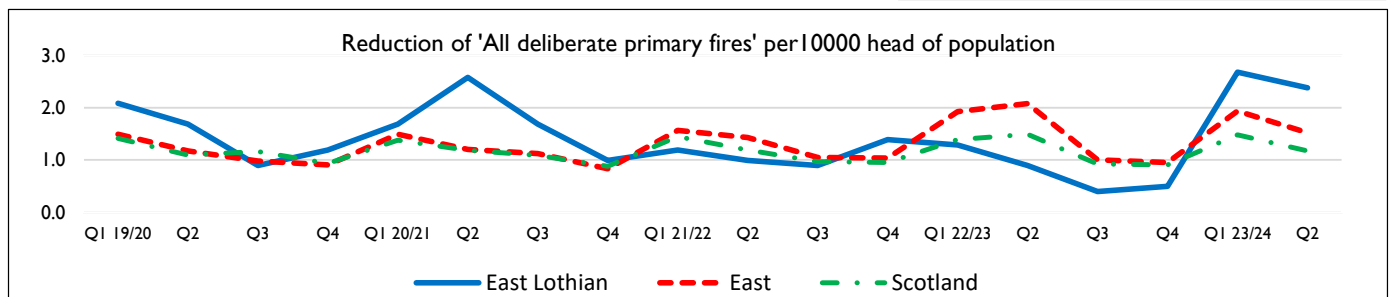
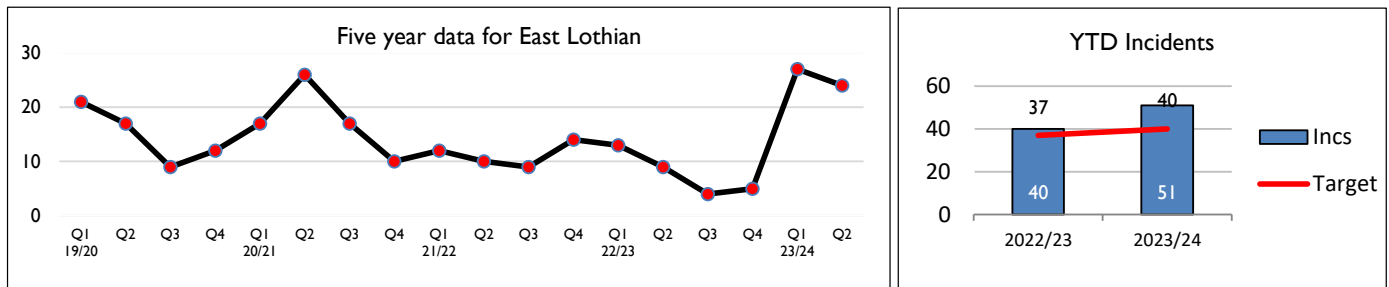
We aim to reduce primary deliberate Fires in East Lothian by contributing towards the SFRS target of 10% reduction per year, over a three-year rolling period. During this quarter, SFRS responded to 51 deliberate Primary Fires, which is an increase of 11 incidents compared with the same period last year. The long-term trend based upon incidents/10,000 population shows the number of incidents in East Lothian are above the Scottish and East Service Delivery Area trend lines.

### Reasons

Of the 51 deliberate primary fires attended during the reporting period, 9 involved vehicles/motorcycles, 3 involved dwelling properties and 5 occurred in non-residential type properties.

### Actions

SFRS continue to work in partnership to educate and inform people about the dangers of fire. We routinely engage with schools and target areas where anti-social behaviour involving wilful fireraising is prevalent. Appendix I 'East Lothian Prevention Q1 & Q2 Report' provides further details on our prevention activities. During the reporting period, SFRS conducted a total of 297 HFSV in East Lothian.



YTD ward ave. for East Lothian - 9	2019/20	2020/21	2021/22	2022/23	2023/24	Sparklines
East Lothian	22	22	37	40	51	
Musselburgh	6	5	5	4	8	
Preston, Seton & Gosford	4	3	7	1	5	
Tranent, Wallyford & Macmerry	5	6	11	11	4	
North Berwick Coastal	1	2	1	1	0	
Haddington & Lammermuir	5	2	5	4	11	
Dunbar & East Linton	1	4	8	19	23	



## Reduction of 'All fire casualties (fatal & non-fatal (incl. p/c's))'

Fire casualty and fatality rates provide an indication of the amount of serious, life-threatening injuries that occur due to fire. This can indicate not only the success of SFRS in reducing the number of life risk fires through community fire safety and similar activities, but also their success in response activity in saving lives.

### Results

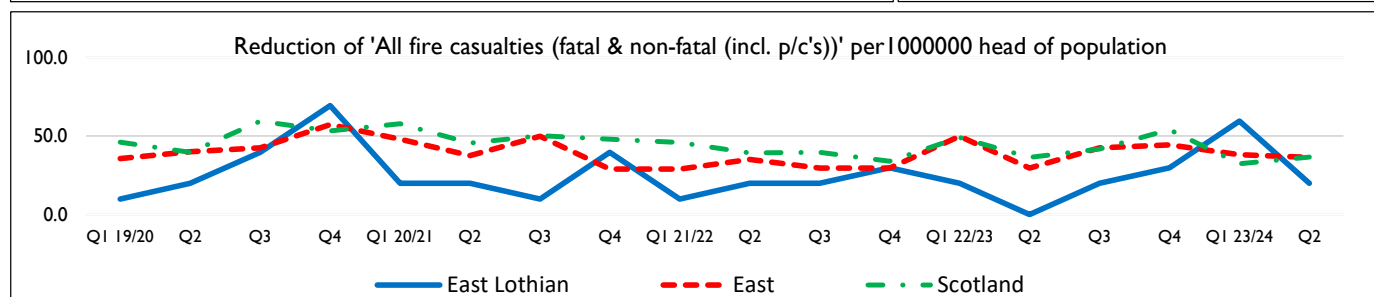
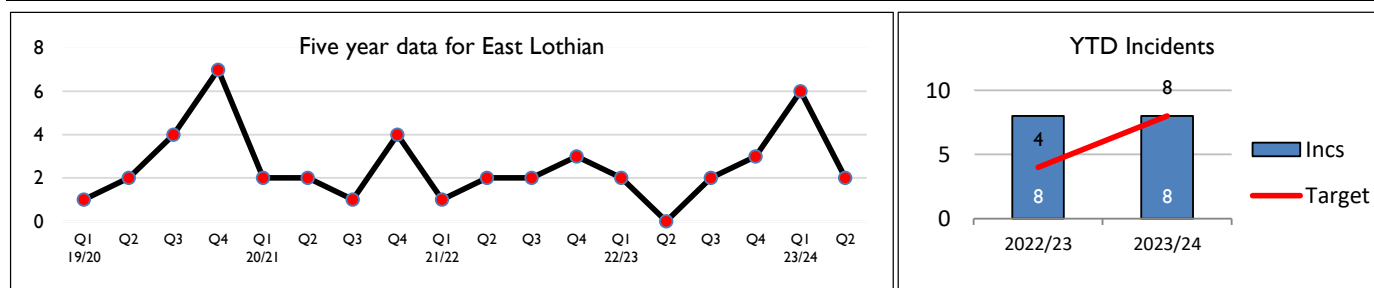
I am pleased to report there were no fatalities in the 6-month reporting period. We aim to reduce Fire Casualties in East Lothian each per year, which contributes towards the SFRS target of reducing Fire Casualties by 5% per year, over a three-year rolling period. In this reporting period there were 8 casualties, this is a zero reduction when compared with the same reporting period last year. The long-term trend based upon casualties/10,000 population shows East Lothian is performing below the Scottish average and East SDA average.

### Reasons

Historically East Lothian has low numbers of casualties from fires and it is positive to note that this trend remains low.

### Actions

We continue to work with our partners in East Lothian Council and seek opportunities with social work and NHS to target those most vulnerable and at risk from fire. Appendix I 'East Lothian Prevention & Protection Activities' provides further details on current activities.



YTD ward ave. for East Lothian - I	2019/20	2020/21	2021/22	2022/23	2023/24	Sparklines
East Lothian	3	3	4	8	8	
Musselburgh	0	0	1	5	4	
Preston, Seton & Gosford	2	0	2	1	3	
Tranent, Wallyford & Macmerry	0	1	0	0	0	
North Berwick Coastal	0	1	0	0	0	
Haddington & Lammermuir	1	1	1	1	1	
Dunbar & East Linton	0	0	0	1	0	



## Reduction of 'All deliberate fires excl. dwellings'

Historically deliberate fire setting has not been a significant problem for the SFRS in East Lothian, however recent years have shown a distinct increase in this activity and there is a close link between deliberate secondary fires and other forms of anti-social behaviour. In the main, deliberate fires are secondary fires categorised into refuse/bins, grassland or derelict buildings incidents. Reduction of Deliberate Fire Setting contributes to the Single East Lothian Plan.

### Results

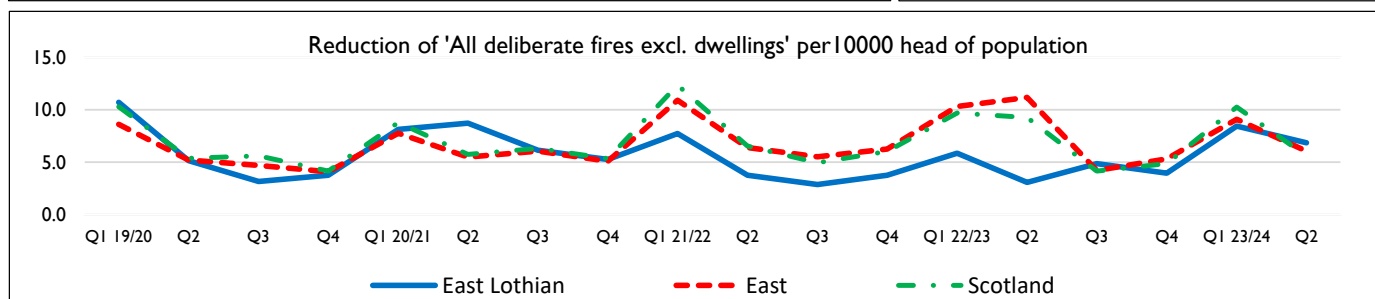
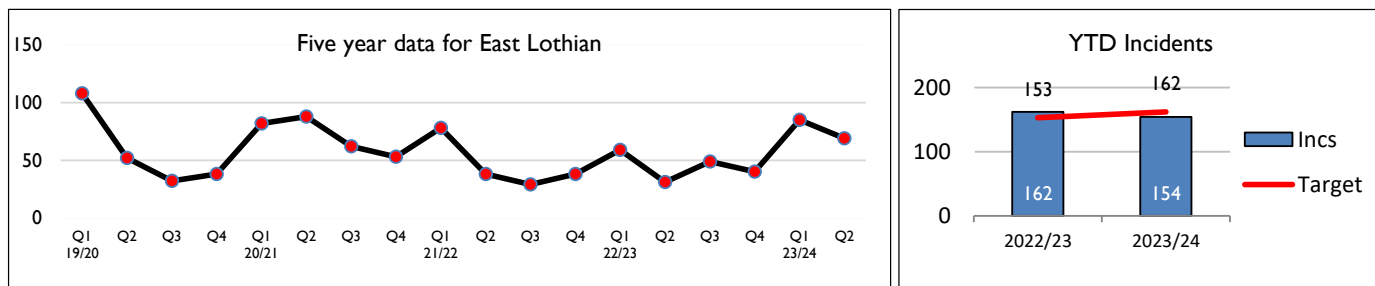
There were 155 deliberate fires within the reporting period, which is a decrease of 10 when compared to the same period last year. The long-term trend based upon incidents/10,000 population shows East Lothian performing slightly above the Scottish and East Service Delivery Area trend line.

### Reasons

Of the 155 deliberate fire incidents, the vast majority involved 'deliberate secondary fires' involving waste or scrubland, wood or crop; refuse/bins including wheelie and recycling bins.

### Actions

The SFRS continue to work with our Partners and any emerging themes are managed in Partnership with relevant intervention and prevention activities carried out. Various on-going preventative activities have been undertaken throughout the year targeting the issue of deliberate fire-raising. This includes various youth engagement events, thematic actions, information sharing/visits to schools and other partnership work.



YTD ward ave. for East Lothian - 26	2019/20	2020/21	2021/22	2022/23	2023/24	Sparklines
East Lothian	116	90	153	162	154	
Musselburgh	48	24	42	25	26	
Preston, Seton & Gosford	20	11	34	30	32	
Tranent, Wallyford & Macmerry	18	37	26	50	29	
North Berwick Coastal	4	3	7	2	5	
Haddington & Lammermuir	11	8	31	25	28	
Dunbar & East Linton	15	7	13	30	34	





## Reduction of 'Special Service - RTCs'

While much of this risk is out with the control of SFRS, responding to Non-Fire Emergencies such as Road Traffic Collisions is a key part of our intervention activities. The SFRS is committed to working with partners and other stakeholders to drive continuous improvement in this area. Reduction of Casualties from Non-Fire Emergencies contributes to the Single East Lothian Plan, number of people killed or seriously injured in road accidents.

### Results

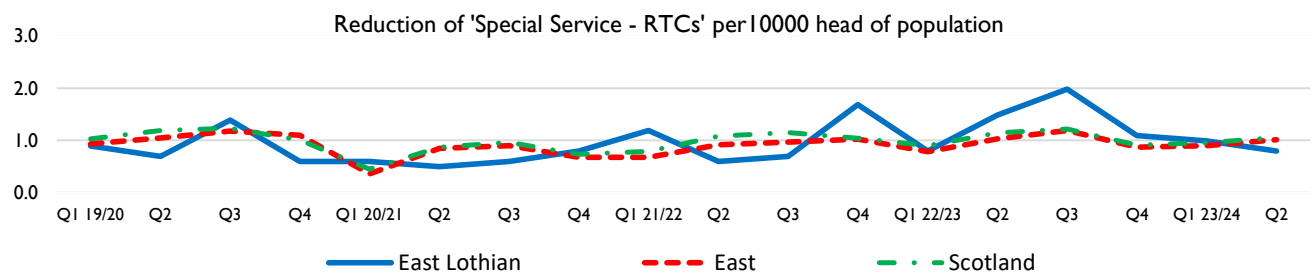
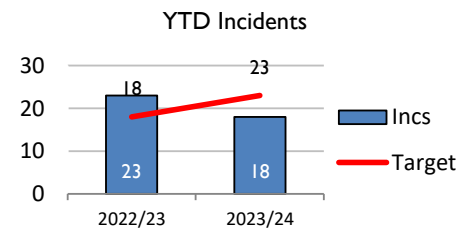
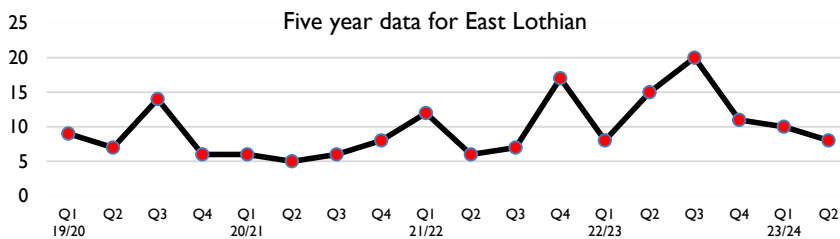
SFRS attended 18 Road Traffic Collisions during this period, which is a decrease of 5 when compared with the same reporting period last year. Per 10,000 head of population, East Lothian is below the Scottish and East Service Delivery area trend lines.

### Reasons

The SFRS only attend those RTC's they are requested to attend this number does not reflect the total number within East Lothian.

### Actions

The SFRS is a member of a multi-agency approach to reducing Road Traffic Collision's and the associated casualties and fatalities. The continued delivery of Tomorrow's Driver programme targeting young people is an excellent partnership approach to reducing road traffic collisions.



YTD ward ave. for East Lothian - 3	2019/20	2020/21	2021/22	2022/23	2023/24	Sparklines
East Lothian	16	11	18	23	18	
Musselburgh	6	2	2	2	3	
Preston, Seton & Gosford	4	1	0	3	5	
Tranent, Wallyford & Macmerry	2	1	1	2	4	
North Berwick Coastal	0	0	4	3	0	
Haddington & Lammermuir	3	1	4	8	2	
Dunbar & East Linton	1	6	7	5	4	



## Reduction of 'Special Service Casualties - All'

While much of this risk is out with the control of SFRS, responding to Non-Fire Emergencies is a key part of our intervention activities. The SFRS is committed to working with partners and other stakeholders to drive continuous improvement in this area. Reduction of Casualties from Non-Fire Emergencies contributes to the Single East Lothian Plan.

### Results

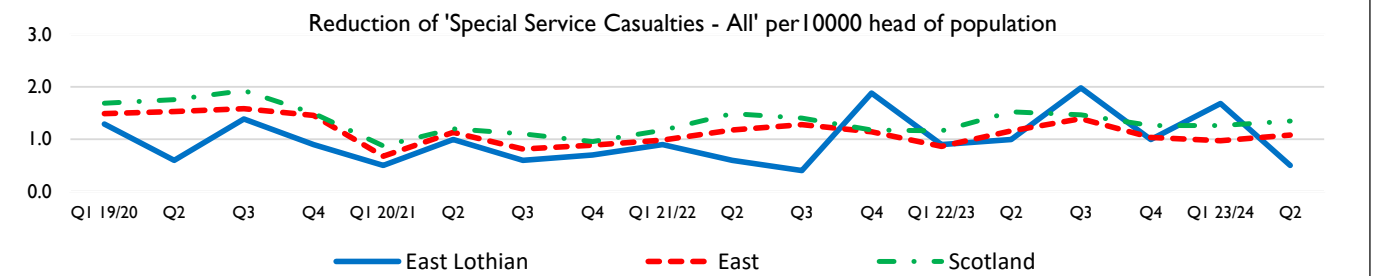
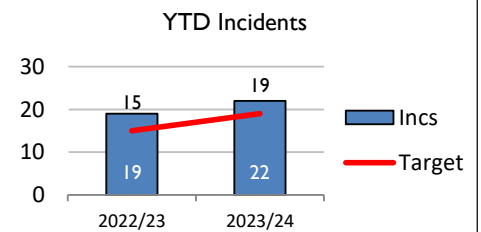
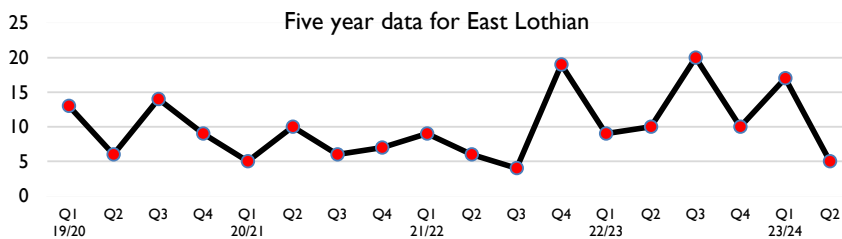
SFRS attended 132 Special Service incident types in the last quarter an increase of 12 incidents from the same reporting period last year. There were a total of 22 casualties, of which sadly, there were 5 fatalities. This is an overall increase of 3 special service casualties when compared with the same reporting period. Per 10,000 head of population, East Lothian is performing below the Scottish and in line with the East Service Delivery area trend lines.

### Reasons

No overall SS casualty details available, 15 incidents involved effecting entry, 5 assisting other agencies, 4 involving floods and 2 providing an immediate medical response.

### Actions

The SFRS in East Lothian will continue to respond to the communities needs in terms of other non-fire emergencies with the overall objective of reducing casualty and fatality rates within East Lothian.



YTD ward ave. for East Lothian - 4	2019/20	2020/21	2021/22	2022/23	2023/24	Sparklines
East Lothian	19	15	15	19	22	
Musselburgh	7	5	1	2	2	
Preston, Seton & Gosford	2	0	3	2	3	
Tranent, Wallyford & Macmerry	2	1	0	2	12	
North Berwick Coastal	4	0	1	1	1	
Haddington & Lammermuir	3	1	4	7	2	
Dunbar & East Linton	1	8	6	5	2	

## Reduction of 'False Alarm - UFAs'

Unwanted Fire Alarm Signals (UFAS) are defined as incidents where an automated fire alarm system activates and results in the mobilisation of SFRS resources, when the reason for that alarm turns out to be connected with faulty or defective alarm equipment. The SFRS is committed to working with partners and other stakeholders to reduce Unwanted Fire Alarm Signals.

### Results

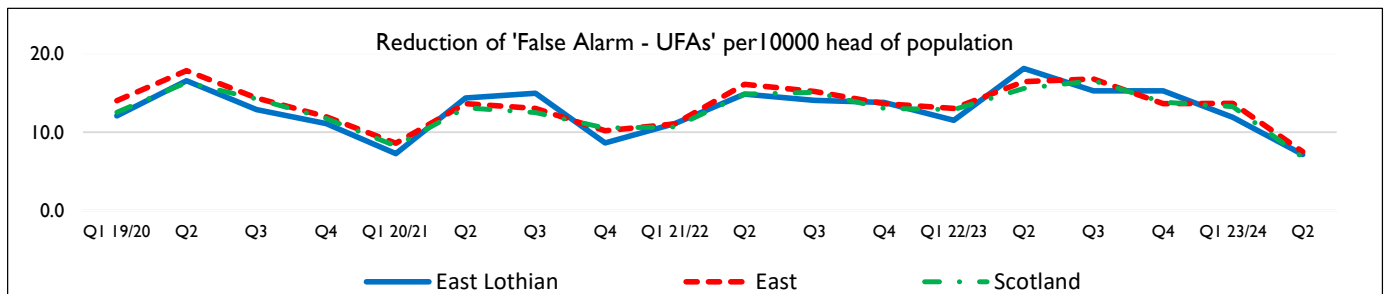
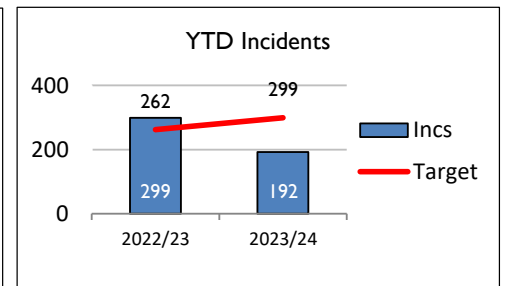
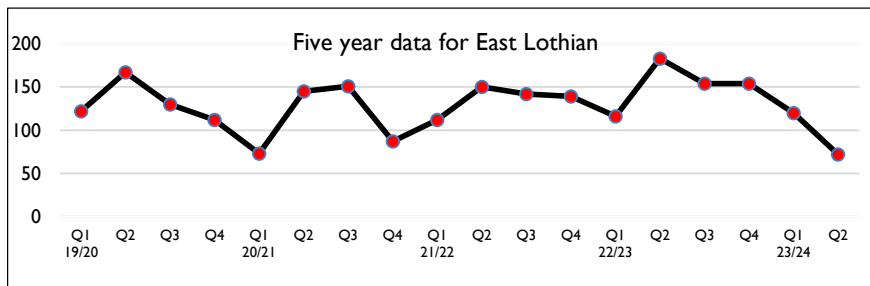
SFRS attended 189 Unwanted Fire Alarm Signals incidents during this reporting period, which is a decrease of 109 incidents when compared to the same reporting period last year. East Lothian trend line is performing below the Scotland and the East delivery area trendline.

### Reasons

SFRS attended a total of 417 False Alarms during the reporting period which is a decrease of 113 incidents from the same period last year.

### Actions

Our Fire Safety Enforcement Officers work closely with premises to reduce further incidents. This includes discussing technological, procedural and management solutions in order to prevent future Unwanted Fire Alarm Signals incident. From 1st July 2023 SFRS will not attend fire alarms activations in non-sleeping properties - unless the caller reports smoke or fire. In East Lothian, we are currently engaging with various premises giving advice to prevent further occurrences.



YTD ward ave. for East Lothian - 32	2019/20	2020/21	2021/22	2022/23	2023/24	Sparklines
East Lothian	289	218	262	299	192	
Musselburgh	72	55	79	80	43	
Preston, Seton & Gosford	29	23	28	19	22	
Tranent, Wallyford & Macmerry	36	26	34	56	41	
North Berwick Coastal	45	31	40	40	27	
Haddington & Lammermuir	71	53	48	63	42	
Dunbar & East Linton	36	30	33	41	17	

## Appendix 1

# East Lothian Prevention & Protection Activities

1<sup>st</sup> April 2023 – 30th September 2023

### Fire Safety Enforcement Audits

The Scottish Fire and Rescue Service (SFRS) is the enforcing authority for the Fire Scotland Act 2005 and Fire Safety Regulations 2006. The act applies to specific non-domestic premises and requires duty holders to comply with relevant aspects of the Act and Regulations. SFRS responsibilities as the enforcing authority are captured within an Enforcement Framework. The Framework identifies and assigns priority to premises type with those premises deemed as higher risk given priority for auditing purposes. Premise providing sleeping accommodation such as hospitals, care homes, houses of multiple occupation, hostels and hotels receive an annual audit. Other premises that are subject to audit but deemed lower risk will be visited every three or five years. Within East Lothian we have one Officer who plans and carries out these duties. The Officer is also available to provide Fire Safety advice, consulting with partners such as Local Authority Building control functions and the wider public with Fire Scotland Act 2005 responsibilities.

EAST LOTHIAN AUDITS 23/24	APRIL- SEPTEMBER	YTD
	59	59

### Home Fire Safety Visits

The delivery of Home Fire Safety Visits (HFSVs) is the corner stone of the SFRS Community Safety Engagement framework. By visiting households to provide fire safety advice and smoke alarms, the numbers of dwelling fires and casualties will be reduced. Requests for HFSVs are generated in several ways, including self-referral (**see page 4**), SFRS partners referring and visits carried out after SFRS have attended a domestic fire incident. This is known as Post Domestic Incident Response (**PDIR**), offering a HFSV to the properties and occupants impacted directly by the fire and the wider neighbourhood area.

When a HFSV is generated, the risk within the property is calculated by asking the occupant a number of specific questions. The outcome will be either, High, Medium or Low risk. This outcome determines priority in relation to carrying out the visit and the frequency for future re-visits. The table below highlights the number of visits carried out in East Lothian for this reporting period.

EAST LOTHIAN QRTs 1&2	HIGH	MEDIUM	LOW	TOTALS	PREV QRTs 23/24	YTD
<b>Ward</b>						
Dunbar & East Linton	3	15	13	31		31
Fa'side	25	25	23	73		73
Hadd & Lammermuir	9	10	2	21		21
Musselburgh East & Carberry	9	27	7	44		44

Musselburgh West	15	18	15	<b>48</b>		<b>48</b>
North Berwick Coastal	7	14	9	<b>30</b>		<b>30</b>
Preston/Seaton/Gosford	10	13	27	<b>50</b>		<b>50</b>
<b>TOTALS</b>				<b>297</b>		<b>297</b>

### Home Fire Safety Referrals

The table below details how HFSVs were generated.

Post Domestic Incident Response (PDIR)	85	
East Lothian Community Access Team	2	
Care & Repair	4	
NHS	5	
East Lothian Housing	7	
Police Concern	4	
Self-referral	90	
EMPPPO	3	
Social Services	5	
Women's Aid East & Mid	5	
Other	86	
<b>Total</b>	<b>297</b>	

### **Partnership Working/Youth Engagement**

During this period, we delivered a Youth Engagement Fireskills course at Dunbar High School. This was very successful with positive feedback gained from participants and Teachers from the School. Topics covered included, Water Safety, Fire related anti-social behaviour, CPR and practical skills sessions.

Water Safety presentations were delivered to a number of Schools in East Lothian. This initiative was delivered prior to the Summer School holidays, which resulted in Water Safety advice being imparted to over 400 pupils.

### **Fire Safety Support and Education (FSSE)**

SFRS regularly engage with Children and Youths to discourage fire-related anti-social behaviour. This is very successful, however, on occasion we have to undertake additional actions and interventions. Our FSSE policy procedure is used to engage with those individuals who demonstrate an unsafe or concerning interest in fire or have been involved in fire-related antisocial behaviour. Such individuals are normally referred to us via Police Scotland. SFRS have trained members of staff, Fire Safety Advisors (FSAs) who carry out one-one discussion(s) with individuals, highlighting the dangers and consequences of such behaviour. Within the report period, SFRS engaged with **6** FSSE individuals.

### **Safeguarding**

During this period our teams continued to identify and refer adults at risk of harm and/or in need of support. This has resulted in **18** referrals being processed to Social Services.

Partner agencies have also requested **45** Enhanced Home Fire Safety Visits through Police concern reports or direct requests from social services.

### **Other Work Completed or In Progress**

Our Local Community Action Team have also been involved with delivery and promotion of the following initiatives during the reporting period;

- Wheelie Bin Fires
- Derelict Properties
- Fire Related Anti-Social Behaviour
- Holiday Safety
- Outdoor Safety
- Student Safety
- Chimney Fire Safety
- Road safety

### **Bonfire Plans.**

At the time of completing this report, work is well underway to prepare for Bonfire period. This, as with previous years will be planned and coordinated with other partners including the Local authority and Police Scotland.

The outcome and bonfire associated activity will be detailed in the next reporting period.



**SCOTTISH**  
**FIRE AND RESCUE SERVICE**  
Working together for a safer Scotland

Do you know someone  
**OVER 50** who  
**SMOKES?**



And do they meet one or more  
of the following criteria:

- Living alone?
- Mobility issues?
- Using medical oxygen?

THEY MAY BE AT **GREATER RISK OF FIRE**  
AND WE NEED TO REACH THEM!



**#MAKETHECALL**

**0800 0731 999**

to book a free

**HOME FIRE SAFETY VISIT**

or text "FIRE" to 80800 from your mobile phone





3

## East Lothian Area Command

The Lothians and Scottish Borders



Policy Development and Scrutiny Panel

Quarter 2 – 2023/2024

The data provided in this report is for information purposes only and is not official crime statistics. This report has been generated to allow Partnership Members to conduct their scrutiny responsibilities. Due to delayed reporting or recording of crimes, incidents or road accidents and the management of crime enquiries, there is likely to be differences between the information in this report and the final Police Scotland statistics. It would not be appropriate to refer to, quote or use any data in this report as official statistics.



## **Our Vision**

Sustained excellence in service and protection.

## **Our Purpose**

To improve the safety and wellbeing of people, places and communities in Scotland.

## **Our Values**

Integrity, Fairness and Respect.

## Contents of Report

Lothian and Scottish Borders Division Policing Priorities	4
Introduction	5
<i>Performance Summary Report</i>	6
<b><i>Executive Summary</i></b>	<b>7-8</b>
<b><i>Protecting the most vulnerable people</i></b>	
<i>Missing Persons</i>	9
<i>Domestic Abuse Incidents</i>	10-11
<i>Racially Aggravated Conduct</i>	12-13
<i>Crime (Group 2)</i>	14
<i>Drugs supply, Production &amp; Cultivation</i>	15
<b><i>Reducing Violence and Antisocial Behaviour</i></b>	
<i>Crimes of Violence (Group 1)</i>	16
<i>Reducing Anti-Social Behaviour</i>	17
<b><i>Reducing Acquisitive Crime</i></b>	
<i>Dishonesty (Group 3)</i>	18
<i>Housebreaking</i>	19
<b><i>Improving Road Safety</i></b>	
<i>Road Safety</i>	20-21
<b><i>Tackling Serious &amp; Organised Crime</i></b>	
<i>Tackling Serious &amp; Organised Crime</i>	22
<i>Complaints About the Police</i>	23-24
<i>East Lothian CAT team – Q2 Update</i>	25
Appendix	
<i>Lothian and Scottish Borders Divisional Crime Overview</i>	<b>26-28</b>
<i>East Lothian Crime Overview</i>	<b>29-31</b>

## Your local policing priorities across THE LOTHIANS AND SCOTTISH BORDERS

**Our vision**  
Policing for a safe, protected and resilient Scotland

**Our values**  
Fairness, Integrity, Respect, Human Rights

**Our purpose**  
Working in partnership for the safety and wellbeing of communities in the Lothians & Scottish Borders

**Protecting the most vulnerable people**

- Protect vulnerable people to prevent abuse, neglect & exploitation.
- Implement a delivery model supporting a Violence Against Women & Girls Prevention Strategy.
- Implement the National Missing Persons Framework for Scotland.
- Proactively target domestic abuse offenders.
- Develop partnership approaches to improve public confidence to report incidents of harm & abuse.

**Reducing violence & anti-social behaviour**

- Work collaboratively to identify and target violent offenders.
- Increase awareness of the impact of violence & antisocial behaviour.
- Work in partnerships to reduce alcohol related criminality.
- Collaborate to capture the under reporting of violence & explore preventative approaches (i.e. Navigator).
- Develop night time economy plans with licensed premises & promote participation in 'Best Bar None'.

**Reducing acquisitive crime**

- Focus on domestic housebreaking.
- Raise awareness of current crime trends & prevention tactics.
- Tackle emerging acquisitive crime patterns to identify & target prolific offenders.
- Work to prevent acquisitive crime.
- OFFICIAL In partnership, maximise support for victims of acquisitive crime.
- Work with Scottish Partnership Against Rural Crime (SPARC).
- Use Police Scotland Youth Volunteers to deliver crime prevention information.

**Improving road safety**

- Collaborate on the engineering of the roads through our communities to improve road safety.
- Detect offenders who disregard road traffic laws & endanger others.
- Support partnership driver education programmes.
- Raise awareness of the consequences of speeding, not wearing a seat belt, drink or drug driving & using a mobile phone while driving.

**Tackling serious & organised crime**

- Work to divert people from becoming involved in serious & organised crime & using its products (drugs, counterfeit good etc).
- Use social media to raise awareness and educate about human trafficking.
- Work to prosecute those involved in serious organised crime, including online, 'cuckooing' & 'county lines'.
- Maximise the disruption of serious organised crime groups.
- Target the production, cultivation & supply of illegal drugs.

**Police Scotland Strategic outcomes**

- Threats to public safety and wellbeing are resolved by a proactive and responsive police service
- The needs of local communities are addressed through effective service delivery
- Public, communities and partners are engaged, involved and have confidence in policing
- Our people are supported through a positive working environment, enabling them to serve the public
- Police Scotland is sustainable, adaptable and prepared for future challenges

East Lothian Council

Midlothian Council

Scottish Borders Council

West Lothian Council

**OFFICIAL**

**POLICE SCOTLAND**  
Keeping people safe  
POILEAS ALBA

## Introduction

Crimes and offences are grouped under recognised categories for statistical purposes. The Scottish Government defines these categories, as follows;

- Group 1 – Non Sexual Crimes of Violence
- Group 2 – Sexual Crimes
- Group 3 – Crimes of Dishonesty
- Group 4 – Fire-raising, Malicious Mischief etc.
- Group 5 – Other (Pro-activity) Crimes
- Group 6 – Miscellaneous Offences
- Group 7 - Offences Relating to Motor Vehicles

Police Scotland publishes management information on an annual and quarterly basis by local authority and police division, as well as at a national level. These reports are produced to demonstrate Police Scotland's commitment to transparency. Police Scotland publishes all of these reports on the 'Our Performance' section of the Police Scotland website. The reports can be accessed here:

<http://www.scotland.police.uk/about-us/our-performance/>

The East Lothian Policing Plan uses the following Police performance indicators, and these have been mirrored in the Scrutiny Report to maintain parity of understanding:

1. Protecting the most vulnerable people;
2. Reducing Violence and Antisocial Behaviour;
3. Reducing acquisitive Crime;
4. Improving road safety;
5. Tackling Serious and Organised Crime.

All figures quoted in this report are for the period April 2023 to September 2023 and are compared against the same reporting period from the previous year. Where figures are quoted on rate per 10,000 population, these are based on East Lothian's population of 107,090 in 2019 (Scottish Government figures, published April 2020).

# East Lothian Performance Summary

East Lothian Performance Summary Report  
Reporting Period: April 2023– September 2023

Total Crime: (Group1-5) 2, 222      Crime Increase 16%

## Protecting the most vulnerable people

Domestic Crimes



310 (28.8 less than 5YA)

Missing Persons Incidents



468 (12 less than 2022/23)

## Reducing Violence and Antisocial Behaviour

Hate Crimes



38 (17.6 less than 5YA)

ASB Incidents



2,665 (361 less than 5YA)

## Reducing Acquisitive Crime

Crimes of Dishonesty

Detections  
22.78%



1049 (147 more than 5YA)

All Housebreaking

+166%



95 (59.4 more than 5YA)

## Improving road safety

Road Casualties

- 32%



34 (16 less)

OFFICIAL

## Executive Summary

I am pleased to present the mid-year scrutiny report and my second as East Lothian Local Area Commander, which covers the period 1<sup>st</sup> April 2023 to 30<sup>th</sup> September 2024. Whilst not having some of the landmark historic events of previous years this has still been a busy period for Policing both within East Lothian and nationally. The UCI World Cycling Championships in August saw officers deployed around a number of venues in the central belt and Glentress in the Scottish Borders in August. Closer to home the Scottish Open, Ladies Day and Fringe by the Sea Festival were events which attracted significant visitor numbers over what is an already busy holiday period for our coastal communities and I for one reflect positively on the way these events were planned and executed by a number of partners whilst continuing to provide an effective service to the communities across East Lothian.

Within the Local Policing Plan 2023-2026, which was launched in April, we have not changed our Policing priorities from those previously identified and the priorities reflect where most of our call demand lies in protecting vulnerable people in both physical and digital spaces. Over 80% of calls received by Police do not result in a crime being recorded however due to the vulnerabilities posed, result in Police time being used to respond and help vulnerable people within our communities with the help of partners.

Effective responses to help the most vulnerable are a partnership exercise and I wish to acknowledge the help and support provided by a number of key partners in supporting both me personally along with my Policing teams in order that we can meet the challenges that are present to us on a united front.

Funding and resources have remained a focus throughout the last 6 months and continuing to find financial savings are a reality for the Police as they are for most if not all of the public sector. To this end I have been reviewing the use of 6 stations that are part of the Police Estate in East Lothian and looking at opportunities to modernise the facilities our officers work from as I recognise this plays a huge part in boosting morale and efficiency. The pilot of Community officers offering drop in sessions in various Community centres and spaces has begun and we are looking at smarter ways of working through diary appointments in the community which are some of a number of such initiatives that are ongoing and I hope to provide further updates on this as and when available.

The figures presented in this document should leave us in no doubt as to the challenges we face as there are rises in crime in a number of areas which are explained in later sections. The work of the East Lothian Tactical and Coordination group is a particular highlight and the effectiveness of this multi-agency weekly meeting in tackling anti-social behaviour and the wider reasons behind it, I am sure, explains the overall decrease in Anti-social behaviour and Hate crime and I would like to take this opportunity to pay tribute to the work of Inspector Alan King and Kenny Black and their teams working within our communities to make them safer, respectful and more tolerant of others.

As part of our response to ASB we have been able to deploy a newly formed team of Special Constables known as the SIT, lead by full time officers, into areas which have been hotspots for ASB. It is worth highlighting that Special Constables are volunteers and give up their time to assist their communities and the Police which is greatly appreciated and it is hoped this new initiative will see further volunteers recruited to the Special role.

Continuing in the theme of volunteers, our Police Scotland Youth Volunteers (PSYV) continues have been involved in several events in the last quarter including Longniddry Gala Day, Edinburgh Tattoo, promoting the 'It'll cost you' campaign which targets proxy purchasing and underage drinking; Peebles Highland Games, a litter pick at Fisherrow Harbour (in the pouring rain I might add!), and the Poppy Scotland Cycle Sportif. They also helped promote Water Safety at a partnership event in North Berwick.

In the year since the group restarted after COVID, there has been over 200 hours of volunteering work carried out between everyone.

The group has also been participating in their Peer Education modules, recently completing the 'Cyber Aware' module which educates them with the knowledge to stay safe online, in the hope that they will go on to speak to friends and family about it.



<b>Protecting the most vulnerable people.</b>	<b>Missing Persons</b>
---	------------------------

The Lothians & Scottish Borders (J) Division and the communities of East Lothian recognise that protecting people, particularly those considered vulnerable, is a policing priority. Within the remit of protecting people is the work and investigations carried out to trace people who are reported missing. To put the scale of this work into context:

- Police Scotland, on an annual basis undertake over 22,000 investigations into missing people;
- In the Lothians and Scottish Borders Division this equates to the following;
  - Year 2017 / 2018 – 2390 missing person investigations.
  - Year 2018 / 2019 – 2581 missing person investigations.
  - Year 2019 / 2020 – 1786 missing person investigations.
  - Year 2020 / 2021 – 1468 missing person investigations.
  - Year 2021/2022 – 1613\* missing person investigations.
  - Year 2022/2023 – 1690\* missing person investigations
  - \*different criteria used to count
  - Year 2023/2024 – Q2 figures only, 86 for 2022/23 compared with 73 for 2023/24.

Recognising the vulnerability associated with missing people, particularly those that are young or suffering from mental health challenges, Police Scotland has adopted a rigorous investigation structure and management approach to incidents involving missing people.

In East Lothian we review the circumstances of every missing person report to identify any vulnerability and we will then link in with partners to ensure appropriate support is provided to keep that individual safe.

We recognise that a large proportion of young people who are reported missing in East Lothian are care experienced. Many of these young people have experienced Adverse Childhood Experiences and through no fault of their own can be placed far away from their families and friends which can be a contributing factor in them absconding. We have continued to work with care establishments to support the development of individual care plans and with statutory agencies in East Lothian and other local authority areas to ensure young people are placed in the most appropriate unit.

We have continued to raise awareness of the Herbert Protocol and Autism Missing Person Protocol to protect those individuals where Dementia/Alzheimer’s is a factor in them going missing. This protocol applies to individuals living in a care setting and in their own homes.

During this reporting period we have been able to draw on national resources such as Dog handlers and Air and Marine Support as well as our partners including Her Majesty’s Coastguard and Mountain Rescue teams to safely trace a number of High Risk missing persons.

<b>Protecting the most vulnerable people.</b>	<b>Domestic Abuse Incidents</b>
---	---------------------------------

	5yr Average	Q2 2023/24	% Change
Number of Domestic Abuse Incidents	613.2	640	4.37
Total Crimes and offences in domestic abuse incidents	338.8	310	-8.50
Percentage of Domestic Incidents that result in a crime	39.76	38.28	-1.48
Total crimes and offences detection rate	65.94	58.06	-11.95
Total Detections for Domestic Bail Offences	37	41	10.81

**Domestic Abuse definition (Taken from the COPFS joint protocol on domestic abuse).**

*Any form of physical, verbal, sexual, psychological or financial abuse which might amount to criminal conduct and which takes place within the context of a relationship. The relationship will be between partners (married, co-habiting, civil partnership or otherwise) or ex-partners. The abuse can be committed in the home or elsewhere, including online.*

Tackling domestic abuse alongside Violence Against Women and Girls (VAWG) is a national strategic priority for Police Scotland. We have multi-agency partnership arrangements in place through MATAC (Multi-Agency Tasking and Co-ordinating – Offenders) and MARAC (Multi-Agency Risk Assessment Conferencing – victims) to both manage high risk offenders and provide appropriate support to vulnerable/repeat victims and survivors. In addition to these groups the newly formed East Lothian Equally Safe Group will begin meeting to discuss local partnership working around VAWG.

In partnership with colleagues in Midlothian we have formed a Domestic Abuse enquiry team to ensure that any criminal incident which cannot be immediately resolved at the time is investigated promptly thereafter with a specialist team which has already progressed 57 investigations to conclusion since it started in February this. Such has been the success of this team that we are continuing to run the team into 2024 based from Tranent Police Station.

The half year overall number of domestic incidents remains consistent with the 5 year average which is encouraging given the population growth within East Lothian. We have however seen a decrease in detection rates

compared to the 5 year average which is disappointing albeit this is against a back drop of recording fewer crimes per number of incidents which is a more encouraging statistic particularly in the context of the continued reporting of historical domestic abuse, showing that victims are feeling able and supported to report historical crime against them.

In East Lothian we have robust scrutiny arrangements in place with every domestic incident reviewed on a daily basis by the Local Area Commander and Detective Inspectors from the Domestic Abuse Investigation Unit and Public Protection Unit so every opportunity to detect the crime is maximised.

We continue to proactively target offenders who breach bail conditions set for domestic abuse cases and we continue to see an increase of such detections compared to the 5 year average. It should be noted that this is in line with more offenders being on bail through the increased use of electronic bail monitoring and a backlog of cases going through court.

We continue to promote the use of the Disclosure Scheme for Domestic Abuse Scotland (DSDAS) which gives people the right to ask about the background of their partner to see if they have been abusive in the past. It also allows concerned families, friends and professionals such as midwives and social workers to make a referral to the scheme. DSDAS gives Police Scotland the power to tell people they may be at risk even if they have not asked for the information themselves. The numbers of referrals to the DSDAS scheme have improved since the last report which is encouraging and reflective of some excellent joint working across partners.

Next month officers from across East Lothian will support the 16 days of action for the Violence Against Women and Girls and our community officers were in attendance at a recent Freshers Fair at Queen Margaret University giving out information in relation to this topic.

Alongside this we continue to support other national campaigns such as "DON'T BE THAT GUY" aimed at encouraging peers to challenge abusive and unacceptable behaviour.

East Lothian			
	5 year average	Q2 2023/24	Q2 Per 10,000
Hate Incidents	64	54	5.04
Hate Crimes *	55.6	38	3.55
Hate Crime Detection Rate	73.38	63.16	

**Hate Incident definition**

Any incident which is perceived by the victim or any other person, to be motivated (wholly or partly) by malice and ill-will towards a social group but which doesn't constitute a criminal offence.

**Hate Crime definition**

A hate crime is a crime which is perceived by the victim or any other person, to be motivated (wholly or partly) by malice and ill-will towards a social group.

**Social Groups**

There are currently five social groups protected under hate crime legislation: disability or presumed disability: race or presumed race (including Gypsy traveller groups): religion or presumed religion: sexual orientation or presumed sexual orientation and transgender identity or presumed transgender identity.

This period has seen an overall decrease of hate crimes compared to the 5 year average with the number of hate incidents also reducing. This reflects the positive work undertaken by local Community officers and partners to respond quickly to reports of hate crime and take robust action around perpetrators.

Every hate incident and hate crime reported in East Lothian is subject to intense scrutiny with the Local Area Commander having overall responsibility for this. This ensures that incidents and/or crimes are not treated in isolation and processes are in place to identify repeat victims, locations and offenders. We investigate all such reports robustly to bring perpetrators to justice whilst working with partners to support victims.

We have implemented 42 "Keep Safe" places which is a partnership initiative developed with Police Scotland and "I Am Me" community led charity to raise awareness and increase reports of Disability Hate Crime. "Keep Safe" works with local businesses to create a network of safe places for disabled, elderly, and vulnerable people to go if they are lost, scared, need help, or if they are the victim of crime. Keep Safe premises enable vulnerable members of our community to partake in community life and vary from shops, cafés and restaurants, fitness centres and libraries.

Police Scotland has recently opened a new user experience survey for hate crime. Anyone who reports hate crime to Police Scotland will receive a text message around one month after their report to invite them to participate and share their feedback about their experience. Where previously hate crime was one of the crime

types included in our local policing user experience survey, the focus of this bespoke question set for hate crime will provide the data and insights to enhance service delivery through evidence-led principles; given the strategic importance the service places on hate crime.

Protecting the most vulnerable people.

**Sexual Crimes  
(Group 2)**

Crime Type	5 Year average	Q2 2023/24	Change	YTD Per 10,000 population	Q2 2023/24 Detection Rate
Group 2	113.8	130	14.24%	12.14	47.69%
Rape & Attempt Rape	22.4	18	-19.64%	1.68	44.44%
Indecent/Sexual Assault	46.8	37	-20.94%	3.46	51.35%
Other Group 2	44.6	75	68.16%	7	46.67%

Overall, group 2 sexual crimes have increased which is down to a number of factors namely repeat offending by certain individuals and behaviour amongst children which has been categorised as sexual.

Many of the other group 2 crimes recorded are either non-recent or non-contact offences perpetrated over the internet often from suspects out with East Lothian which poses its own challenges in terms of identifying and bringing offenders to justice. We recognise that sexual offences continue to be under reported and will continue to work closely with our partners through the Violence Against Women and Girls Working Group and the Equally Safe Group, to encourage and support victims to report sexual crimes.

As previously mentioned we have worked in partnership with Queen Margaret University to support the Violence Against Women and Girls agenda and as part of the 16 days campaign will be looking at including the provision of “by-stander” training to licensed premises.

Our school link officers continue to provide inputs on internet safety to our young people to raise awareness and keep them safe.

**Protecting the most vulnerable people.**

**Drug Supply, Production & Cultivation**

Drugs Supply	5 year average	Q2 2023/24	Change	YTD Per 10,000 population	Q2 2023/24 Detection Rate
Drugs Supply, Production and Cultivation	22.4	18	-19.64%	1.68	83.33%

There has been a decrease in drug supply charges labelled this year however some of the quantities of drugs seized bely this figure which is reflective of the extensive activity of our Proactive Crime Team around issues of Organised Crime.

We remain committed to preventing the harm caused by the misuse of drugs and alcohol and continue to refer individuals who have taken a near or non-fatal overdose. In addition to this and as a result of work done in the East Lothian Community Safety Group we are examining how to share more Police Concern forms with NHS colleagues and ensuring that people in custody are offered support for drug and alcohol addiction

Police Scotland has now completed its rollout of Naloxone to all local policing divisions across Scotland. Intra-nasal Naloxone is now standard issue kit for officers up to, and including, the rank on Inspector and officers are reminded it must be carried by all equipped officers on every shift.

The national roll out of the Naloxone nasal spray which can be safely given to those who have taken an overdose without any adverse effects has had a positive impact and over Q1/2 it has been used on 5 occasions in East Lothian in the context of 20 usages overall in the division.

<b>Reducing Violence and Antisocial Behaviour</b>	<b>Crimes of Violence (Group 1)</b>
---	-------------------------------------

Crime Type	5 year average	Q2 2023/24	Change	YTD Per 10,000 population	Q2 2023/24 Detection Rate
Group 1	52.4	116	121.37%	10.83	52.59%
Serious Assault	19.8	38	91.92%	3.55	76.32%
Robbery	8.6	15	74.42%	1.4	60.00%
Common Assault	417.6	537	28.59%	50.14	63.87%

\*Common assaults are not recorded as group 1 crimes.

We have seen an increase in group 1 crimes with many more crimes than the 5 year average. Encouragingly our solvency in these areas is above 60% for the more serious physical assaults and robberies which leads to confidence that the more violent offenders are being brought to justice.

The increase in group 1 crimes has again been heavily driven by threats and extortion crimes, termed “sextortion” offences whereby victims are encouraged to share intimate images or videos with individuals they have met on line and are then threatened that these will be distributed to friends and family unless monies are paid. These generally involve victims living locally with the perpetrator often operating from abroad. These crimes are difficult to solve due to the different social platforms and jurisdictions involved. Our focus is on providing support to victims and raising awareness through social media campaigns. We recognise that the Police Service may not be the best agency to promote messages around this crime type and we will continue to work with partners, including education and student bodies to tailor and deliver messages to the demographic groups most impacted.

It would also be right to acknowledge an increase in serious assaults however there is no discernible trend to these and whilst incidences are sometimes linked to drugs and alcohol there is no specific preventative measure available over and above wider campaigns that are already in circulation around substance abuse or knife crime.

We have trained officers to deliver the “No knives better lives” programme in our schools and we have also worked with Heavy Sounds to provide targeted inputs from those with lived-experience of knife crime to groups of young people whose behaviour is causing concern in the community.

Crimes of violence within licensed premises continue to be monitored on and we do not have any monitored Licensed Premise in East Lothian.



<b>Reducing Violence and Antisocial Behaviour</b>	<b>Reducing Antisocial Behaviour</b>
---	--------------------------------------

Indicator	5 Year Average	2023-24 Q2	Change	TYTD Per 10,000 population	Q2 2023/24 Detection Rate
Antisocial Behaviour Incidents	3025.8	2665	-11.92		
Vandalism (Including Malicious Mischief)	358	383	6.98%	35.76	23.50%
Fire-raising	21.2	25	17.92%	2.33	28.00%
Breach of the Peace and S38 CJ&L(S) A 2010	356.4	364	2.13%	33.99	73.35%

We have again seen a decrease (360) in incidents recorded as ASB in comparison to the 5 year average which reflects positively on the hard work done by the Community and Police Partnerships in identifying and addressing ASB before it becomes a long term problem and emphasised by the fact that we do not have any live Problem Solving Partnerships (PSPs) currently.

One of the many positive features of East Lothian remains the work on ASB undertaken with our partners and is it is important to pay tribute to this particularly through the weekly meeting of the East Lothian Tasking and Coordination Group which has seen the addition of several new members over the last 6 months which has increased its effectiveness in dealing with incidents of ASB. In addition our school link officers work closely with partners to support young people and their families to improve their behaviour and reduce vulnerabilities.

The summer months were undoubtedly busier in terms of youth related ASB however there were a number of positive joint results such as work undertaken to reduce youth calls to Linn Rocks in East Linton. The recent work over Halloween and Bonfire Night has again demonstrated the strength of the partnership approach we routinely take to ASB.

<b>Reducing Acquisitive Crime</b>	<b>Dishonesty (group 3)</b>
-----------------------------------	-----------------------------

5 Year Average	Q2 2023/24	Change	YTD Per 10,000 population	Q2 2023/24 Detection Rate
902	1049	16.30%	97.95	22.78%

Overall we have seen a rise in Group 3 Crimes reported this year compared to the 5 year average.

Fraud continues to account for a large proportion of Group 3 crimes which is a national trend with most of it being cyber-enabled however the most stark rise in in domestic housebreaking which is explored in more detail below.

We have continued to promote national fraud awareness crimes through our social media accounts and have provided face-to-face fraud prevention inputs to elderly residents, both in their own homes and in care settings. We visit all victims of high value frauds and those who we deem may be vulnerable to carry out crime prevention surveys and provide advice and reassurance.

We continue to work locally with Trading Standards and Trusted Traders to provide residents with advice re bogus workers and signpost them to Trusted Traders as well as working with our partners through Operation Janaca to target bogus callers and had a visit from the Scam van in June to highlight the dangers of fraud.

Our community officers will be looking to promote drop in sessions in a number of community spaces and places over the next few months in order to provide advice on this subject and will be active in working with local retailers to reduce incidents of shoplifting.

<b>Reducing Acquisitive Crime</b>	<b>Housebreaking</b>
-----------------------------------	----------------------

Crime Type	5 Year Average	Q2 2023/24	Change	YTD Per 10,000 population	Q2 2023/24 Detection Rate
Dwelling HB	35.6	95	166.85%	8.87	13.68%
Non Dwelling (Sheds, garages) HB	38.6	38	-1.55%	3.55	10.53%
Other (Business) HB	39.2	24	-38.78%	2.24	25.00%
All HB	113.4	157	38.45%	14.66	14.65%

In contrast to last year where housebreaking in all categories fell, we have seen a sharp rise which has been driven by a number of different teams of younger housebreakers operating throughout the Lothians. Whilst some of these persons are resident within the Lothians many are from much further afield including Dundee. All housebreakings are investigated by a dedicated team of officers based at Musselburgh which is supported by additional specialist Road Policing, CID and specialist resources. Locally we have dedicated patrols to hotspot areas and are working to educate home owners on safeguarding their property.

We have made a number of arrests already and are continuing to investigate with the expectation of further charges being libelled against arrested persons and further culprits being identified as a result of our enquiries.

Trends in housebreakings are subject to continual analysis and increasingly where they develop, there is a cross-boundary element to the offending which takes place over a number of different local authority areas and this is definitely the case over the last 6 months. There is a National Acquisitive Crime group which the division attends and this allows trends to be highlighted and good practice exchanged across all areas of the country.

Given the rise, participation in the Neighbourhood Watch scheme is something I regard as important to grow to enable us to warn and inform. There are just over 800 local people registered to receive NHW alerts and just over 200 receiving rural alerts. We are continuing to promote the alerts system to have more communities signed up.

	Q2 2022/23	Q2 2023/24	Change
Fatal	2	1	-50%
Serious	15	14	-7%
Slight	33	19	-42%
Total	50	34	-32%
Children (aged<16) Killed	0	0	-
Children (aged<16) Seriously Injured	2	2	0%

	5 Year Average	Q2 2023/24	Change
<b>Dangerous driving</b>	31.4	24	-23.57%
<b>Speeding</b>	39	28	-28.21%
<b>Disqualified driving</b>	10.6	10	-5.66%
<b>Driving Licence</b>	53	39	-26.42%
<b>Insurance</b>	129.6	106	-18.21%
<b>Seat Belts</b>	4.4	20	354.55%
<b>Mobile Phones</b>	10.2	20	96.08%
<b>Drink/Drug Driving Detections</b>	53.8	52	-3.35%

Overall there have been positive reductions in the number of road casualties with a 32% reduction in all classes of fatal, serious and slight injury accidents. Sadly there was one fatality this year however on review of the site there is nothing to indicate that the road layout or speed at this location was a factor.

Making our roads safer is a key priority and our specialist Road Policing officers are tasked on a daily basis to patrol routes on the A1 and A199 (priority roads) and other fast roads, with our community officers focussed on our towns and villages, specifically around our schools.

We continue to work closely with Community Councils with speed checks being included as a priority in most of the Community and Police Partnerships (CAPPs).

Roads Safety Strategy continues to prioritise enforcement around the FATAL 5:

- ☒ Careless driving
- ☒ Drink & drug driving
- ☒ Not wearing a seatbelt
- ☒ Speeding
- ☒ Using a mobile telephone while driving.

We have also initiated a Multi-agency Vulnerable Road Users Group which concentrates on identifying measures to protect and educate road users for example around their awareness and behaviour towards cyclists and pedestrians. This has seen inputs delivered to EDF staff at Torness locally with further inputs planned around the county.

Moving forward we will continue with a number of road safety initiatives including a Festive Drink drive campaign and further National campaigns on tyre and brake safety. As ever these campaigns will focus on casualty reduction on our priority routes.

Tackling Serious & Organised Crime	Tackling Serious & Organised Crime
<p>The National Threat level is currently SUBSTANTIAL meaning an attack is likely.</p> <p>Our proactive crime team have been involved in an ongoing operation targeting drugs supply in East Lothian which is still active however has already seen notable arrests and seizures of a variety of drugs.</p> <p>Our officers are also involved under ELPARC conducting quad bike patrols in and around North Berwick/Dunbar speaking with local farmers and providing advice/prevention measures in respect of theft of diesel and GPS equipment.</p> <p>ELCAT &amp; CBOs conducted an off road bike initiative at Crystal Rig with Borders CAT team. Various tickets were issued and follow up enquiries still ongoing in respect of further potential offences. Future initiatives will be organised working alongside partnership agencies (NFU, East Lothian Park Rangers etc.</p> <p>Work is also ongoing in respect of sheep worrying and hare coursing utilising high visibility quad patrols, social media posts and funding requested for new signage.</p> <p>In respect of water safety, the school liaison officer is creating a briefing paper (incorporating tombstoning, alcohol and drug misuse) working alongside the local authority and SFRS to deliver school talks utilising drug boxes and visual impairment system recently purchased by Police Scotland for education purposes.</p> <p>Officers are currently exploring the possibilities of setting up a Farmers Roadshow on 6 monthly basis which would tie in with exploring platforms for an extended rural/farm watch. NFUs have also been contacted to deliver an input with community officers from Mid and East Lothian about the aspects and implications of rural/wildlife crime. Initial enquiries have been made about resurrecting a police stall at East Lothian Farmers Market utilising PSYV staff</p> <p>Further meetings of the group are scheduled with the next to be held on 27<sup>th</sup> November 2023 under the chair of Sergeant Stuart Foster.</p> <p>Every elected member in East Lothian continues to be offered crime prevention surveys of their home and offices which have been widely taken up.</p> <p>Successful Prevention sessions have also taken place with our officers providing inputs to East Lothian Council staff to raise awareness of the threat posed by Organised Crime.</p>	

Complaints	Executive Summary
------------	-------------------

April 2023 – September 2023				
	Number of Complaints about the Police		Number of Complaints per 10,000 Police Incidents	
Complaints received about the Police	35		23.09	
	On Duty Allegations	Off Duty Allegations	Quality of Service Allegations	Total Number of Allegations
Total Allegations Recorded	33	-	25	58

The breakdown above details the total number of Complaints about the Police, received in relation to the East Lothian area command as at 30<sup>th</sup> September 2023.

The breakdown below provides further detail on the Allegation Category and Type. As can be seen there has been a 33.5% decrease in the overall number of Complaints about the Police when comparing LYTD and YTD.

Area	Allegation Category and Type	LYTD	YTD	% change
	<b>On Duty - TOTAL</b>	<b>53</b>	<b>33</b>	<b>-37.7%</b>
	Discriminatory Behaviour	1	1	0.0%
	Excessive Force	3	2	-33.3%
	Incivility	19	7	-63.2%
	Irregularity in Procedure	27	17	-37.0%
	Neglect of Duty	0	2	x
	Other - Criminal	0	1	x
	Other - Non Criminal	1	1	0.0%
	Traffic Irregularity/Offence	2	1	-50.0%
	Unlawful/Unnecessary Arrest or Detention	0	1	x
	<b>Quality Of Service - TOTAL</b>	<b>32</b>	<b>25</b>	<b>-21.9%</b>

	Policy/Procedure	5	1	-80.0%
	Service Delivery	9	7	-22.2%
	Service Outcome	18	17	-5.6%
	<b>Grand Total</b>	<b>85</b>	<b>58</b>	<b>-31.8%</b>

Police Scotland's ability to function effectively is reliant upon the trust of the public and their belief that we can carry out our duties in a fair and impartial manner. It is accepted that on occasions things may go wrong and mistakes will be made. Police Scotland's national Professional Standards Department oversee all complaints made against officers in East Lothian with robust processes in place to ensure that when members of the public wish to raise a concern or make a complaint about either the quality of the policing service provided or the actions of an officer, their concerns will be listened to and appropriate action taken. In Lothians and Borders Division there is a focus on learning from complaint investigation to ensure that we can continuously improve our service.



## East Lothian CAT team – Q2 Update

This quarter it is all change in ELCAT. The team now works from two stations within the sub division. Some of the team have stayed in Tranent and some are now working from Haddington. The team welcomes 3 new officers to the team this quarter, PC Sean Dryden is working from Haddington, and PCs Alan Clark and Gemma Archibald both in Tranent. PC Owen Findlay has headed off to pastures new in the CID. PS Meikle has moved onto response and Stuart Foster is the temporary Sergeant at Haddington.

ELCAT are committed to engaging with all communities in East Lothian, working in partnership with East Lothian Council, and other agencies to provide the best possible service to the public. ELCAT officers were involved in numerous events over the summer months. Marches, Gala day parades, and in particular the Scottish Open Golf event.

ELCAT officers routinely check the high risk nominals in East Lothian who are currently subject to bail curfew conditions. This involves random checks of the addresses to ensure the nominals are complying with their bail conditions. 15 people were arrested and reported for breaching their bail conditions during this quarter. Many of these bail curfews are because the nominals are high risk or serial domestic offenders.

ELCAT regularly patrol the antisocial behaviour hot spots and in addition to this the team organised a day of action against illegal off road bike users. Local farmers had contacted Police in both East Lothian, and the Scottish Borders to complain about a large number of off road bikers arriving and damaging land, property and wildlife. We combined resources and 8 vans were traced with off road bikers using them in the Crystal Rigg area of Dunbar and Monynut forest.

Organised crime groups are particularly targeted by ELCAT. The team regularly carry out search warrants for Drugs and weapons. 8 persons were reported for drugs offences by ELCAT during this quarter.

## Appendix: Lothian and Scottish Borders Divisional Crime Overview

Lothian and Scottish Borders Division	5 Year Average	2023/24 Q2	Per 10,000 Q2 2023/24	Detection Rates 2023/24
<b>GROUP 1: NON SEXUAL CRIMES OF VIOLENCE</b>	<b>334</b>	<b>579</b>	<b>11.62</b>	<b>52.68</b>
Murder (excluding culpable homicide at common law)	1.4	1	0.02	100.00
Culpable homicide (at common law)	0	0	0	-
Culpable homicide (under statute including RTA, sec. 1)	1.8	2	0.04	100.00
Attempted murder	11	8	0.16	87.50
Serious assault	136.4	162	3.25	75.93
Robbery and assault with intent to rob	43.2	72	1.45	66.67
Domestic Abuse (of female)	N/A	83	1.67	77.11
Domestic Abuse (of male)	N/A	2	0.04	50.00
Domestic Abuse (Total)	N/A	85	1.71	76.47
Cruel & Unnatural treatment of children	36.4	37	0.74	91.89
Threats and extortion	38.6	181	3.63	2.21
Other group 1 crimes	20.6	31	0.62	67.74
<b>GROUP 2: SEXUAL CRIMES</b>	<b>562.6</b>	<b>668</b>	<b>13.41</b>	<b>53.74</b>
Rape	103	98	1.97	58.16
Assault w/i to rape or ravish	5.2	3	0.06	33.33
<i>Rape and attempted rape - Total</i>	<b>108.2</b>	<b>101</b>	<b>2.03</b>	<b>57.43</b>
Sexual assault (pre-SOSA 2009)*	5.8	0	0	-
Sexual assault (SOSA 2009)*	161.4	189	3.79	52.91
Lewd & libidinous practices*	48.8	28	0.56	57.14
<i>Indecent/Sexual Assault - Total</i>	<b>216</b>	<b>217</b>	<b>4.36</b>	<b>54.84</b>
<i>Prostitution related crime - Total*</i>	<b>0.4</b>	<b>0</b>	<b>0</b>	<b>-</b>
Taking, distribution, possession of indecent photos of children	28.2	39	0.78	87.18
Communicating indecently (SOSA 2009)*	48.4	75	1.51	61.33
Communications Act 2003 (sexual)	10	17	0.34	35.29
Sexual exposure (SOSA 2009)*	19.6	32	0.64	56.25
Public indecency (common law)	6.2	2	0.04	100.00
Other sexual crimes (SOSA 2009)*	81.2	124	2.49	41.94
Other sexual crimes (non-SOSA 2009)*	8.2	11	0.22	63.64
Threatening / Disclosure of intimate image*	36.2	50	1	34.00
Other Group 2 crimes	0	0	0	-
<i>Other Group 2 crimes - Total</i>	<b>238</b>	<b>350</b>	<b>7.03</b>	<b>52.00</b>
<b>GROUP 3: CRIMES OF DISHONESTY</b>	<b>4247</b>	<b>4535</b>	<b>91.04</b>	<b>24.23</b>
Housebreaking (incl. attempts) - dwelling house	174.8	268	5.38	22.39
Housebreaking (incl. attempts) - non dwelling	141.4	123	2.47	13.82
Housebreaking (incl. attempts) - other premises	167.8	98	1.97	30.61
<i>Housebreaking (incl. Attempts) - Total</i>	<b>484</b>	<b>489</b>	<b>9.82</b>	<b>21.88</b>
Opening Lockfast Places - Motor Vehicle	98.8	102	2.05	6.86
Theft of a motor vehicle	214.2	215	4.32	30.70

Theft from a Motor Vehicle (Insecure etc.)	251.4	162	3.25	16.05
Attempt theft of motor vehicle	17.2	25	0.5	12.00
<i>Motor vehicle crime - Total</i>	<b>581.6</b>	<b>504</b>	<b>10.12</b>	<b>20.24</b>
Opening Lockfast Places - NOT Motor Vehicle	62.6	58	1.16	5.17
Common theft	1194.4	1141	22.9	16.30
Theft by shoplifting	1097.6	1366	27.42	38.43
Fraud	513.6	721	14.47	11.79
Other Group 3 Crimes	313.2	256	5.14	35.55
<b>GROUP 4: FIRE-RAISING, MALICIOUS MISCHIEF etc.</b>	<b>2040</b>	<b>2122</b>	<b>42.6</b>	<b>27.33</b>
Fireraising	125.8	158	3.17	15.19
Vandalism (including malicious mischief)	1797.8	1807	36.27	27.23
Reckless conduct (with firearms)	2.6	2	0.04	50.00
Culpable and reckless conduct (not with firearms)	108.4	135	2.71	45.19
Other Group 4 Crimes	5.4	20	0.4	10.00
<b>GROUP 5: OTHER (PRO-ACTIVITY) CRIMES</b>	<b>2177.4</b>	<b>2201</b>	<b>44.18</b>	<b>94.64</b>
Carrying offensive weapons (incl. restriction)	90.4	88	1.77	82.95
Handling bladed/pointed instrument	83.8	87	1.75	97.70
Offensive weapon (used in other criminal activity)*	70.6	142	2.85	74.65
Bladed/pointed instrument (used in other criminal activity)*	40.2	74	1.49	77.03
<i>Total offensive/bladed weapons</i>	<b>285</b>	<b>391</b>	<b>7.85</b>	<b>82.10</b>
Production, manufacture or cultivation of drugs	31.6	29	0.58	75.86
Supply of drugs (incl. possession with intent)	106.6	88	1.77	87.50
Bringing drugs into prison	10.8	0	0	-
<i>Supply of drugs - Total</i>	<b>149</b>	<b>117</b>	<b>2.35</b>	<b>84.62</b>
Possession of drugs	913.8	607	12.18	100.82
Other drugs offences (incl. importation)	8.6	2	0.04	150.00
<i>Total drugs crimes</i>	<b>1071.4</b>	<b>726</b>	<b>14.57</b>	<b>98.35</b>
Offences relating to serious and organised crime	1.2	12	0.24	100.00
Bail offences (other than absconding)	434.6	656	13.17	95.27
Other Group 5 crimes	385.2	416	8.35	98.80
<b>GROUP 6: MISCELLANEOUS OFFENCES</b>	<b>5181.4</b>	<b>5681</b>	<b>114.04</b>	<b>66.04</b>
Common Assault	2154.2	2656	53.32	61.14
Common Assault (of emergency workers)	217	229	4.6	99.13
<i>Common Assault - Total</i>	<b>2371.2</b>	<b>2885</b>	<b>57.91</b>	<b>64.16</b>
Breach of the Peace	71.2	45	0.9	86.67
Threatening & abusive behaviour	1876.6	1862	37.38	71.05
Stalking	50	53	1.06	69.81
<i>BOP, S38 &amp; S39 Crim Just &amp; Lic (S) Act 2010 - Total</i>	<b>1997.8</b>	<b>1960</b>	<b>39.34</b>	<b>71.38</b>
Racially aggravated harassment/conduct*	65.6	56	1.12	92.86
Drunk and incapable	21.6	12	0.24	100.00
Consume alcohol in designated place local bye-law	21	19	0.38	105.26
Other alcohol related offences*	18.4	22	0.44	100.00
<i>Drunkenness and other disorderly conduct (TOTAL)</i>	<b>61</b>	<b>53</b>	<b>1.06</b>	<b>101.89</b>
Wildlife offences*	20.8	30	0.6	53.33

Other Group 6 offences	665	697	13.99	54.52
<b>GROUP 7: OFFENCES RELATING TO MOTOR VEHICLES</b>	<b>3701</b>	<b>3895</b>	<b>78.19</b>	<b>82.26</b>
Dangerous driving offences	135	128	2.57	78.91
Drink, Drug driving offences incl. Failure to provide a specimen	279.6	272	5.46	101.84
Driving while disqualified	314.2	337	6.76	99.11
Driving without a licence	58.4	38	0.76	97.37
Failure to insure against third party risks	295.2	198	3.97	98.99
Driving Carelessly	727.6	567	11.38	99.12
Drivers neglect of traffic directions (NOT pedestrian crossings)	73.4	94	1.89	98.94
Using a motor vehicle without test certificate	94.4	83	1.67	92.77
Other Group 7 offences	319	343	6.89	85.71

## East Lothian Recorded Crime Overview

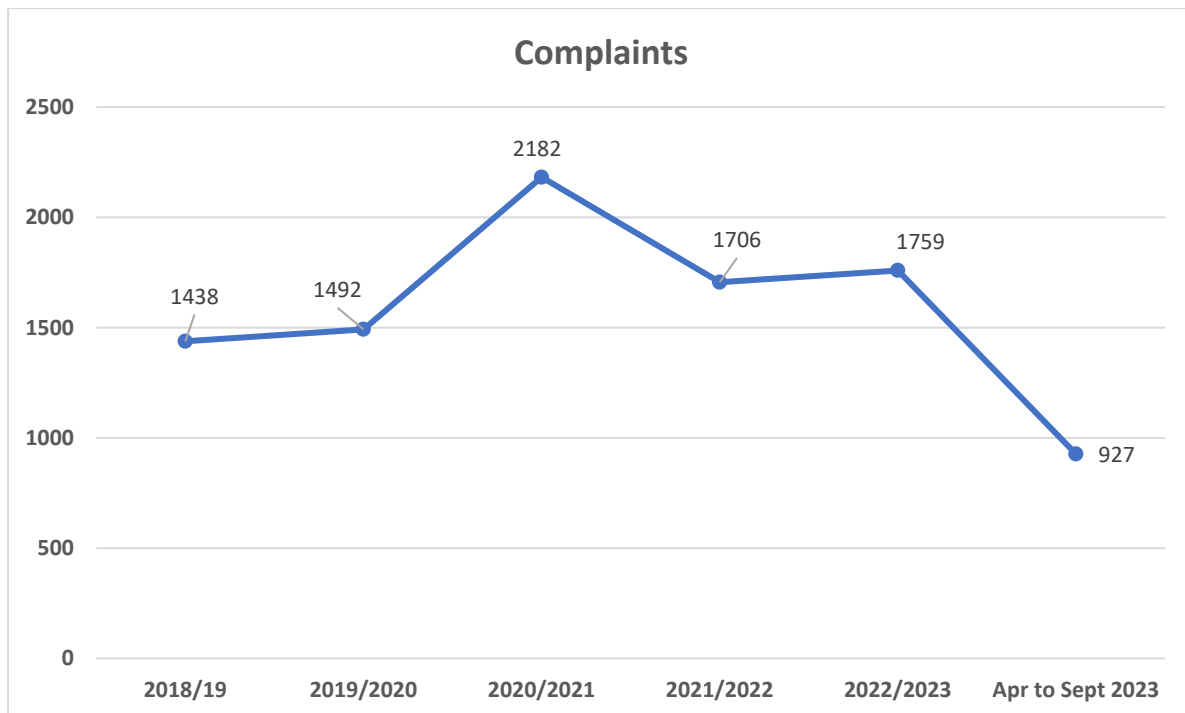
East Lothian	5 Year Average	2023/24 Q2	Per 10,000 Q2 2023/24	Detection Rates 2023/24
<b>GROUP 1: NON SEXUAL CRIMES OF VIOLENCE</b>	<b>52.4</b>	<b>116</b>	<b>10.83</b>	<b>52.59</b>
Murder (excluding culpable homicide at common law)	0	0	-	-
Culpable homicide (at common law)	0	0	-	-
Culpable homicide (under statute including RTA, sec. 1)	0.2	0	-	-
Attempted murder	1.8	3	0.28	0
Serious assault	19.8	38	3.55	76.32
Robbery and assault with intent to rob	8.6	15	1.4	60
Domestic Abuse (of female)	N/A	7	0.65	100
Domestic Abuse (of male)	N/A	0	-	-
<b>Domestic Abuse (Total)</b>	<b>N/A</b>	<b>7</b>	<b>0.65</b>	<b>100</b>
Cruel & Unnatural treatment of children	5.2	10	0.93	90
Threats and extortion	5.4	36	3.36	5.56
Other group 1 crimes	3.2	7	0.65	71.43
<b>GROUP 2: SEXUAL CRIMES</b>	<b>113.8</b>	<b>130</b>	<b>12.14</b>	<b>47.69</b>
Rape	21.8	17	1.59	47.06
Assault w/i to rape or ravish	0.6	1	0.09	0
<b>Rape and attempted rape - Total</b>	<b>22.4</b>	<b>18</b>	<b>1.68</b>	<b>44.44</b>
Sexual assault (pre-SOSA 2009)*	2.6	0	-	-
Sexual assault (SOSA 2009)*	33	31	2.89	45.16
Lewd & libidinous practices*	11.2	6	0.56	33.33
<b>Indecent/Sexual Assault - Total</b>	<b>46.8</b>	<b>37</b>	<b>3.46</b>	<b>51.35</b>
<b>Prostitution related crime - Total*</b>	<b>0</b>	<b>0</b>	<b>-</b>	<b>-</b>
Taking, distribution, possession of indecent photos of children	5.2	5	0.47	100
Communicating indecently (SOSA 2009)*	10.4	21	1.96	71.43
Communications Act 2003 (sexual)	2.6	3	0.28	33.33
Sexual exposure (SOSA 2009)*	3	8	0.75	62.5
Public indecency (common law)	1	0	-	-
Other sexual crimes (SOSA 2009)*	14.4	29	2.71	20.69
Other sexual crimes (non-SOSA 2009)*	1.6	1	0.09	0
Threatening / Disclosure of intimate image*	6.4	8	0.75	37.5
Other Group 2 crimes	0	0	-	-
<b>Other Group 2 crimes - Total</b>	<b>44.6</b>	<b>75</b>	<b>7</b>	<b>46.67</b>
<b>GROUP 3: CRIMES OF DISHONESTY</b>	<b>902</b>	<b>1049</b>	<b>97.95</b>	<b>22.78</b>
Housebreaking (incl. attempts) - dwelling house	35.6	95	8.87	13.68
Housebreaking (incl. attempts) - non dwelling	38.6	38	3.55	10.53
Housebreaking (incl. attempts) - other premises	39.2	24	2.24	25
<b>Housebreaking (incl. Attempts) - Total</b>	<b>113.4</b>	<b>157</b>	<b>14.66</b>	<b>14.65</b>
Opening Lockfast Places - Motor Vehicle	22.6	26	2.43	11.54
Theft of a motor vehicle	46	36	3.36	27.78

Theft from a Motor Vehicle (Insecure etc.)	50	46	4.3	19.57
Attempt theft of motor vehicle	5	7	0.65	0
<b>Motor vehicle crime - Total</b>	<b>123.6</b>	<b>115</b>	<b>10.74</b>	<b>19.13</b>
Opening Lockfast Places - NOT Motor Vehicle	17.2	16	1.49	0
Common theft	242.6	259	24.19	18.92
Theft by shoplifting	218	271	25.31	39.11
Fraud	108.4	147	13.73	9.52
Other Group 3 Crimes	78.8	84	7.84	29.76
<b>GROUP 4: FIRE-RAISING, MALICIOUS MISCHIEF etc.</b>	<b>403.8</b>	<b>433</b>	<b>40.43</b>	<b>24.25</b>
Fireraising	21.2	25	2.33	28
Vandalism (including malicious mischief)	358	383	35.76	23.5
Reckless conduct (with firearms)	1	0	-	-
Culpable and reckless conduct (not with firearms)	22	21	1.96	38.1
Other Group 4 Crimes	1.6	4	0.37	0
<b>GROUP 5: OTHER (PRO-ACTIVITY) CRIMES</b>	<b>443.6</b>	<b>494</b>	<b>46.13</b>	<b>97.17</b>
Carrying offensive weapons (incl. restriction)	17.6	14	1.31	100
Handling bladed/pointed instrument	17.6	23	2.15	104.35
Offensive weapon (used in other criminal activity)*	7.4	21	1.96	80.95
Bladed/pointed instrument (used in other criminal activity)*	6	14	1.31	71.43
<b>Total offensive/bladed weapons</b>	<b>48.6</b>	<b>72</b>	<b>6.72</b>	<b>90.28</b>
Production, manufacture or cultivation of drugs	3.6	4	0.37	100
Supply of drugs (incl. possession with intent)	18.8	14	1.31	78.57
Bringing drugs into prison	0	0	-	-
<b>Supply of drugs - Total</b>	<b>22.4</b>	<b>18</b>	<b>1.68</b>	<b>83.33</b>
Possession of drugs	194.8	159	14.85	100
Other drugs offences (incl. importation)	2.4	0	-	-
<b>Total drugs crimes</b>	<b>219.6</b>	<b>177</b>	<b>16.53</b>	<b>98.31</b>
Offences relating to serious and organised crime	0.2	0	-	-
Bail offences (other than absconding)	82.8	148	13.82	95.95
Other Group 5 crimes	92.4	97	9.06	102.06
<b>GROUP 6: MISCELLANEOUS OFFENCES</b>	<b>914</b>	<b>1041</b>	<b>97.21</b>	<b>65.61</b>
Common Assault	381.8	498	46.5	61.24
Common Assault (of emergency workers)	35.8	39	3.64	97.44
<b>Common Assault - Total</b>	<b>417.6</b>	<b>537</b>	<b>50.14</b>	<b>63.87</b>
Breach of the Peace	10	13	1.21	100
Threatening & abusive behaviour	336.6	342	31.94	72.51
Stalking	9.8	9	0.84	66.67
<b>BOP, S38 &amp; S39 Crim Just &amp; Lic (S) Act 2010 - Total</b>	<b>356.4</b>	<b>364</b>	<b>33.99</b>	<b>73.35</b>
Racially aggravated harassment/conduct*	11.4	10	0.93	100
Drunk and incapable	3	3	0.28	100
Consume alcohol in designated place local bye-law	8.8	4	0.37	100
Other alcohol related offences*	5.4	9	0.84	88.89
<b>Drunkenness and other disorderly conduct (TOTAL)</b>	<b>17.2</b>	<b>16</b>	<b>1.49</b>	<b>93.75</b>
Wildlife offences*	5.4	6	0.56	33.33

Other Group 6 offences	106	108	10.08	42.59
<b>GROUP 7: OFFENCES RELATING TO MOTOR VEHICLES</b>	<b>631.4</b>	<b>638</b>	<b>59.58</b>	<b>82.45</b>
Dangerous driving offences	31.4	24	2.24	91.67
Drink, Drug driving offences incl. Failure to provide a specimen	53.8	52	4.86	115.38
Speeding offences	39	28	2.61	92.86
Driving while disqualified	10.6	10	0.93	90
Driving without a licence	53	39	3.64	100
Failure to insure against third party risks	129.6	106	9.9	101.89
Driving Carelessly	4.4	20	1.87	100
Drivers neglect of traffic directions (NOT pedestrian crossings)	10.2	20	1.87	95
Using a motor vehicle without test certificate	58	64	5.98	84.38
Other Group 7 offences	7.4	17	1.59	94.12

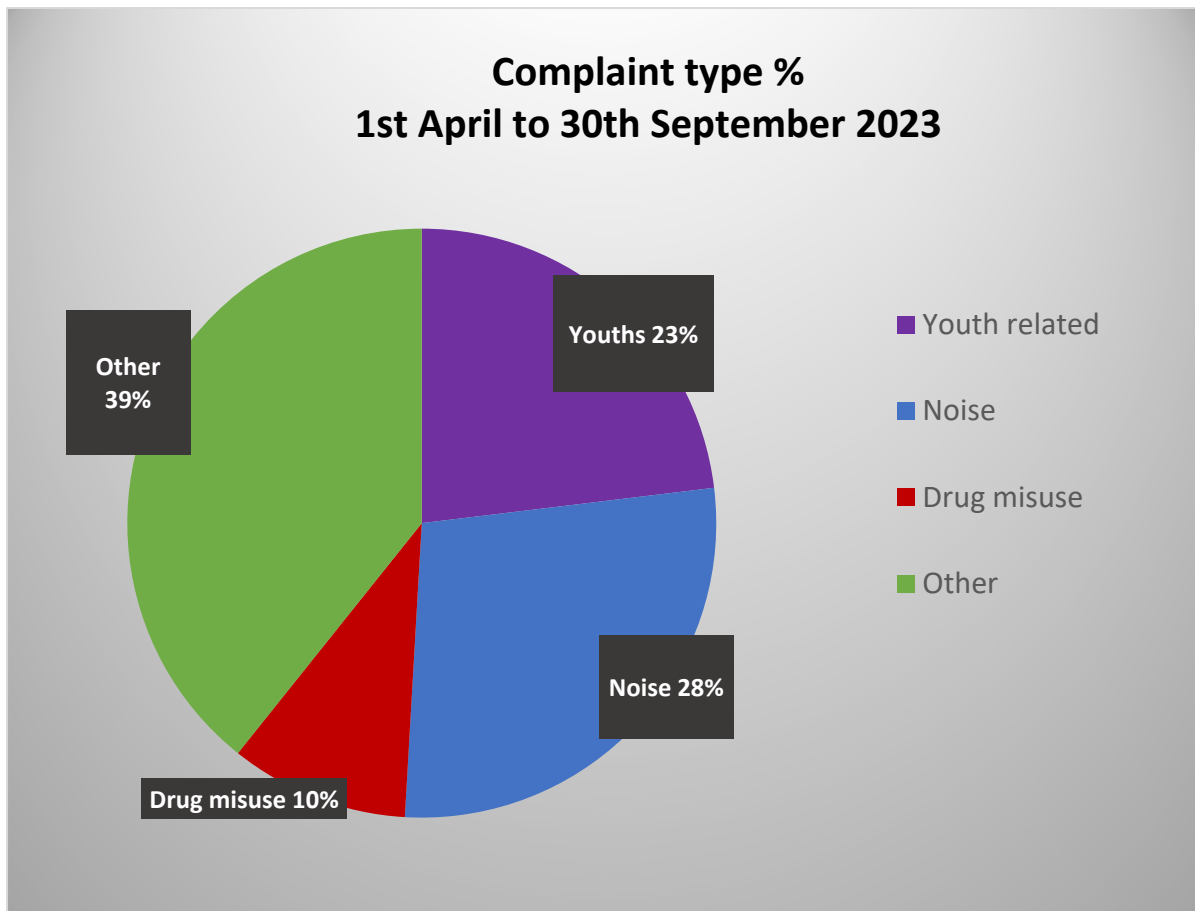
## Appendix 1

### Number of antisocial behaviour complaints made to East Lothian Council 2018 – 2023 (Sept)



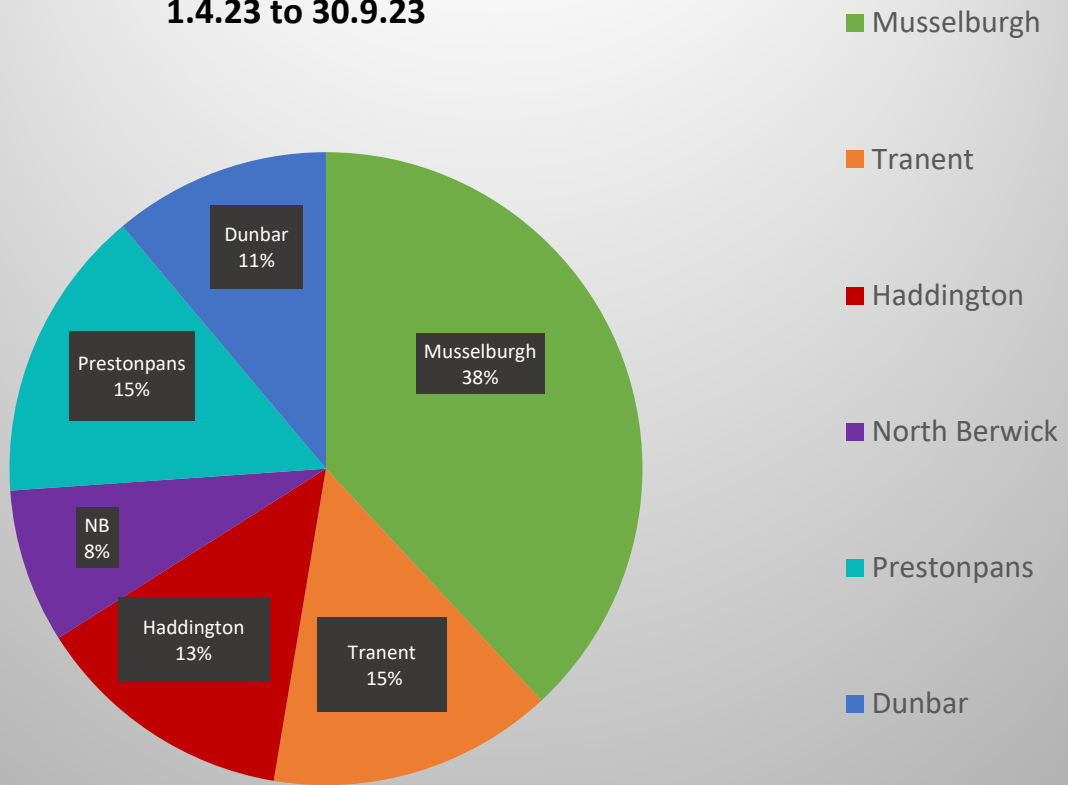


## Appendix 2



### Appendix 3

**Geographical breakdown of antisocial behaviour cases %  
1.4.23 to 30.9.23**



**REPORT TO: POLICE, FIRE AND COMMUNITY SAFETY  
SCRUTINY COMMITTEE**

**MEETING DATE: 15 November 2023**

**BY: Executive Director for Place**

**SUBJECT: Tackling Antisocial Behaviour**

---

**4**

## **1 PURPOSE**

To advise the Committee on the number, type and geographical breakdown of antisocial behaviour complaints received by East Lothian Council during the reporting period (1 April 2023 to 30 September 2023) and to advise on actions taken in response to same.

## **2 RECOMMENDATIONS**

2.1 That the Committee notes the terms of the report.

## **3 BACKGROUND**

3.1 The number of antisocial complaints received by East Lothian Council during the reporting period was 927. This represents a 3 % decrease as compared to the number of complaints received during the same period in 2022. Comparisons with the 2021 figure (973) disclose a 5% decrease; thereby, suggesting that the complaint numbers are beginning to stabilise following upon the unprecedented dislocation caused by the pandemic.

3.2 Appendix 1 provides a linear analysis of antisocial behaviour complaints made to East Lothian Council from 2018 / 2019 to 30 September 2023.

3.3 Of the 927 complaints received, 260 related to antisocial noise, 213 were youth related, 93 to drug misuse with the remaining 361 consisting of, *amongst other things*, shouting, swearing, neighbour disputes, harassment, and verbal abuse. The diagram at Appendix 2 offers a visual representation of the breakdown in terms of case type.

3.4 In terms of *loci*, 38% of the complaints were from Musselburgh and the surrounding environs, 15% from Tranent, 11% from Dunbar, 15% from Prestonpans, 13% from Haddington and 8% from North Berwick. The diagram at Appendix 3 offers a visual representation of geographical breakdown.

- 3.5 During the reporting period, 133 referrals were made to the mediation service. Following upon a previous review of the way in which lower-level antisocial behaviour complaints were being processed on receipt, cases continue to be, at first instance, referred to the mediation service with a view to diverting parties away from traditional enforcement interventions.
- 3.6 There are 14 live Antisocial Behaviour Orders in East Lothian. There are currently two live eviction cases before Edinburgh Sheriff Court with a further two actions waiting to be raised. The Antisocial Behaviour Case Monitoring Group continues to meet on a four weekly basis to ensure that the more *serious, complex, and persistent cases* are addressed from a multi-agency perspective; there are currently 56 cases being so monitored, 13 of which are drug related.
- 3.7 The Antisocial Behaviour Overview and Officer Groups, along with the weekly Tasking and Co-ordinating Group, met throughout the reporting period; the latter of these multi-agency groups informs the deployment of Police Officers, Community Protection Officers, Neighbourhood Outreach Youth Workers, and mobile CCTV cameras, of which there are now 6, to antisocial behaviour “hotspots”, with said deployments being made on an analysis of complaint levels and received intelligence.
- 3.8 Officers continue to participate in the national Antisocial Behaviour Officers Forum, the Scottish Community Safety Network, and the Scottish Mediation Network.
- 3.9 The Overview Group directed a review of the Antisocial Behaviour Strategy in December 2022; a cross-service working group consisting of senior officers and police representatives met twice during March 2023. Following upon those discussions and having received initial feedback from the East Lothian Tenants and Residents panel, work has continued on the preparation of a pre-consultation draft during the reporting period. Work will continue on this strategy review, within available resources, ensuring appropriate public consultation before finalising the strategy through Council governance during 2024.
- 3.10 During the reporting period, 61 joint Police / Council letters were sent to the parents of children and young people whom the police had identified as being present in instances and areas affected by antisocial behaviour; all such letters were copied to Education, Children’s Wellbeing, Police Scotland’s Youth Justice Officer and to the relevant Area Housing Office where the child formed part of council tenancy household.
- 3.11 Street-based youth outreach work continued throughout the reporting period in the county’s major towns with other forms of traditional generic and targeted face-face youth diversionary work reverting to pre-pandemic delivery models.
- 3.12 On 25 September 2023, the recommendations made by the service review of the council’s Protective Services division were implemented. The Safer Communities Team is now known as the Community Protection Team with officers known as Community Protection Officers. The remit of the newly

named team continues to have responsibility for addressing antisocial behaviour.

- 3.13 The Community Protection Officers, previously the Community Wardens, have maintained a high-visibility street presence throughout the reporting period attending to fly-tipping, littering, graffiti, dog fouling and lower-level antisocial behaviour complaints, *amongst other things*.

#### **4 POLICY IMPLICATIONS**

- 4.1 None.

#### **5 INTEGRATED IMPACT ASSESSMENT**

- 5.1 The subject of this report has been through the Integrated Impact Assessment process and no negative impacts have been identified.

#### **6 RESOURCE IMPLICATIONS**

- 6.1 Financial – None.  
6.2 Personnel - None.  
6.3 Other – None.

#### **7 BACKGROUND PAPERS**

- 7.1 Appendix 1 Graph – Antisocial Behaviour Complaints made to East Lothian Council 2018- 30 September 2023.  
7.2 Appendix 2 Chart showing breakdown of case type (1 April 2023 – 30 September 2023).  
7.3 Appendix 3 Chart showing geographical breakdown (1 April 2023 – 30 September 2023).

<b>AUTHOR'S NAME</b>	Kenneth Black
<b>DESIGNATION</b>	Team Manager Community Protection Team
<b>CONTACT INFO</b>	01620 829 919
<b>DATE</b>	03 November 2023



**Police, Fire and Community Safety Scrutiny Committee: Work Programme 2023/24**

<b>Meeting Date</b>	<b>Performance Monitoring/ Inspection Reports</b>	<b>Other Reports / Reports Requested by Members</b>	<b>Deadline for Reports</b>	<b>Pre-Meet Date</b>
<b>Wed 15<sup>th</sup> November 2023 (10am)</b>	Fire Service Local Performance Report Q1 and Q2 Police Scotland Scrutiny Report Q1 and Q2	ELC Antisocial Behaviour Report	06/11/2023	13/11/2023
<b>Wed 15<sup>th</sup> May 2024 (10am)</b>	Police Scotland Scrutiny Report Q3 and Q4 Fire Service Local Performance Report Q3 and Q4	ELC Antisocial Behaviour Report	06/05/2024	13/05/2024