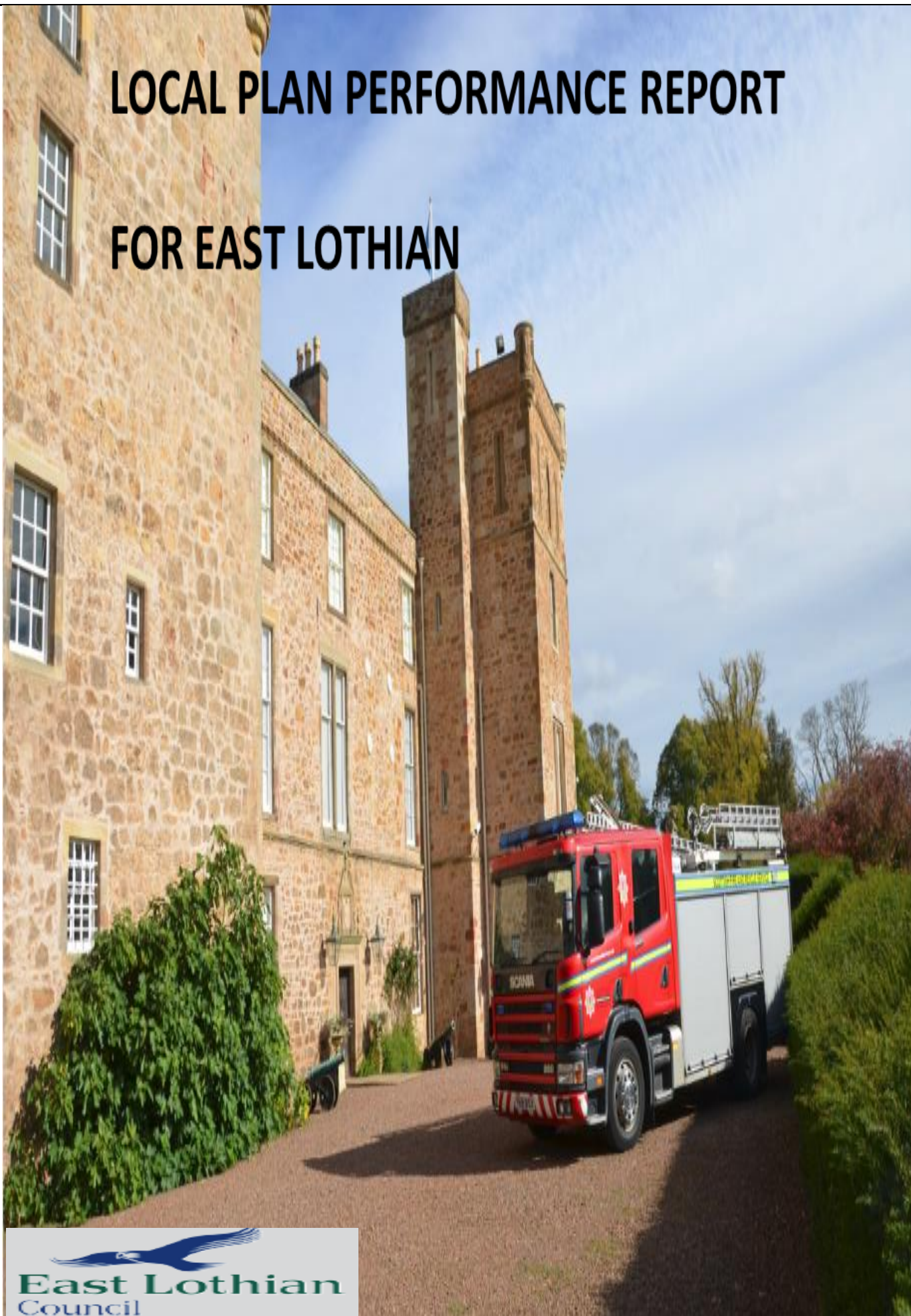


# LOCAL PLAN PERFORMANCE REPORT FOR EAST LoTHIAN



Quarter 1 and 2 Report, 1<sup>st</sup> April – 30<sup>th</sup> September, 2023



<b>CONTENTS</b>	<b>PAGE</b>
1 <b>Introduction</b>	<b>3</b>
2 <b>Performance Summary</b>	<b>4</b>
3 <b>Progress on local fire &amp; rescue plan priorities</b>	
<i>Local Risk Management and Preparedness</i>	<b>5</b>
<i>All deliberate primary fires</i>	<b>7</b>
<i>All fire casualties (fatal &amp; non-fatal (incl. p/c's))</i>	<b>9</b>
<i>All deliberate fires excl. dwellings</i>	<b>11</b>
<i>Special Service - RTCs</i>	<b>13</b>
<i>Special Service Casualties - All</i>	<b>15</b>
<i>False Alarm - UFAs</i>	<b>17</b>
4 <b>Appendices</b>	
5 <b>Glossary</b>	



## **Introduction**

This performance report provides information on our prevention, protection and operational response activities within East Lothian for Quarter 1 & 2 of 2023-24 (1st April – 30th September 2023) including information on the year to date figures.



## Performance Summary

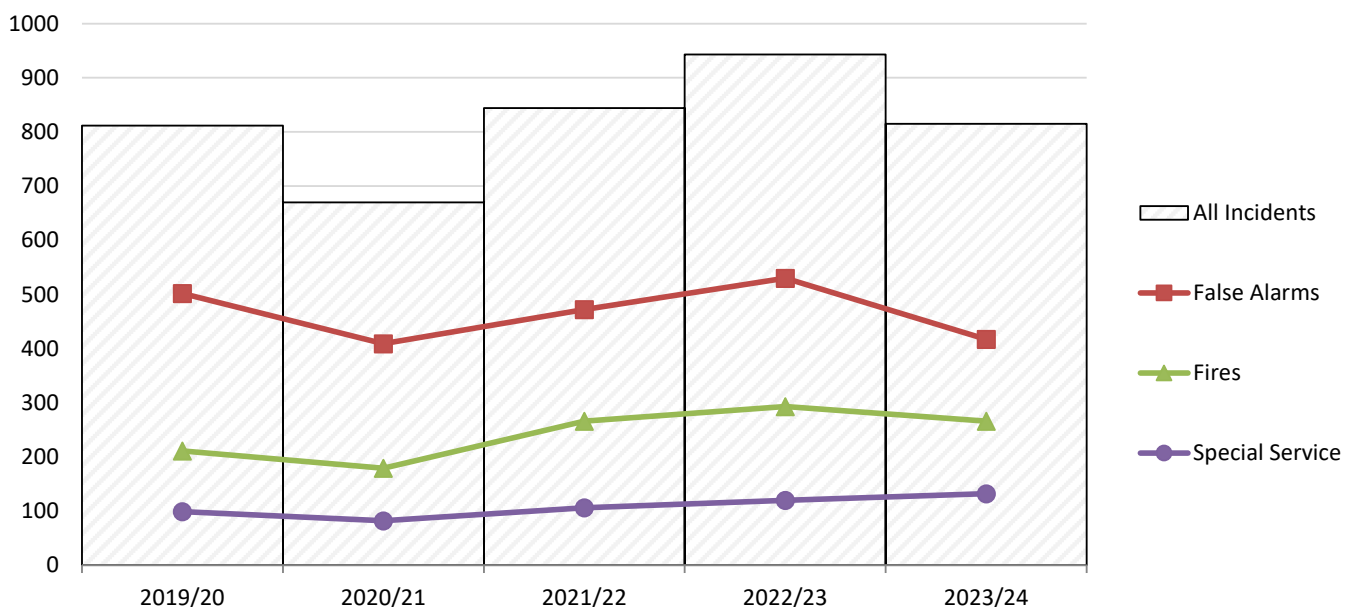
We measure how well we are meeting our priorities using 6 key indicators, depicted below

Key performance indicator	Apr to (& incl.) Sep					RAG rating
	2019/20	2020/21	2021/22	2022/23	2023/24	YTD
All deliberate primary fires	22	22	37	40	51	◆
All fire casualties (fatal & non-fatal (incl. p/c's))	3	3	4	8	8	●
All deliberate fires excl. dwellings	116	90	153	162	154	●
Special Service - RTCs	16	11	18	23	18	●
Special Service Casualties - All	19	15	15	19	22	◆
False Alarm - UFAs	289	218	262	299	192	●

RAG rating - KEY		
◆	RED DIAMOND	10% higher than the previous YTD period, or local target not achieved.
▲	YELLOW TRIANGLE	Up to 9% higher than the previous YTD period, or local target not achieved.
●	GREEN CIRCLE	Equal to or improved upon the previous equivalent quarter (or YTD period), or local target achieved.

Note
Quarterly comparison RAG Rating = the reporting period compared to the average of the three previous quarterly reporting periods.
Incident Overview
Year to Date RAG Rating = the cumulative total of all quarterly performance in current year compared to cumulative total of all quarterly performance in previous year.

The chart below illustrates incidents YTD attended within East Lothian council over the last 5 fiscal years







**Progress on local fire & rescue plan priorities**

**Local Risk Management and Preparedness**

The Service must identify, prioritise and plan to meet the risks in each local community.

We said we would:

- train our staff to deal with our local risks
- gather and analyse risk information
- work with partners to mitigate risks
- deal with major events

Train our staff to deal with our local risks

All of our operational staff undertake routine and risk specific skill acquisition and maintenance training.

Gather and analyse risk information

All of our operational staff gather and analyse local risk information and operational intelligence, used in our preparations to resolve incidents.

We conduct Post Incident Debriefs to identify any lessons that can be learned from our preparedness and response to emergency events.

We use Urgent Operational Intelligence Briefings to inform our operational staff of any safety critical information.

Work with partners to mitigate risks

We continue to be an active member of the East Local Resilience Partnership.

We share information with local authority partners and other key stakeholders (e.g. Police Scotland) to ensure emergency event risks are mitigated.

Deal with major events

There were no major fire events or significant emergency events in this reporting period.



## Reduction of 'All deliberate primary fires'

Primary fires can be described as any property such as a residential house or a commercial building, road vehicle, land involving trees or external structure (fencing, garages, garden huts etc). The SFRS is committed to keeping people safe in our communities. We share information with partners to make sure that we reduce the risk to members of the community as well as property. Reduction of deliberate primary fires contributes to The Single East Lothian Plan.

### Results

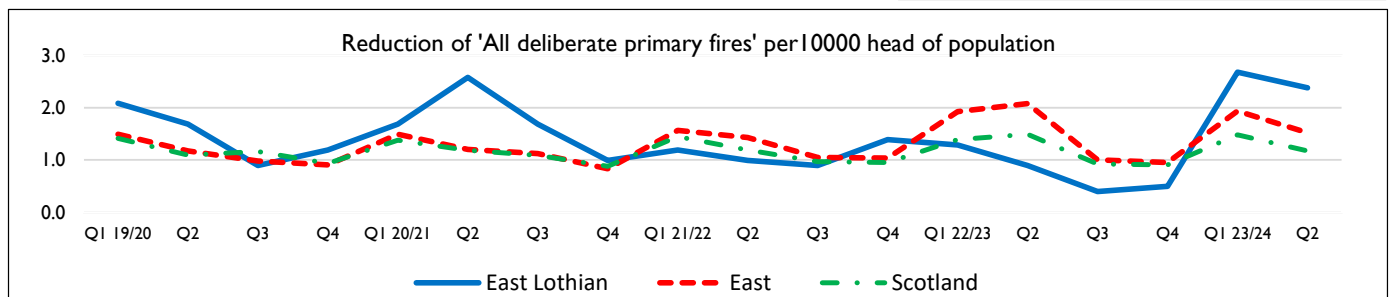
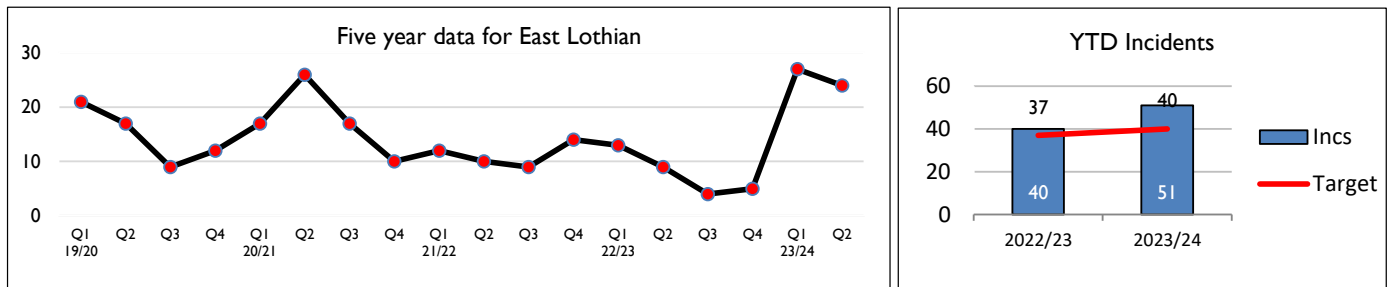
We aim to reduce primary deliberate Fires in East Lothian by contributing towards the SFRS target of 10% reduction per year, over a three-year rolling period. During this quarter, SFRS responded to 51 deliberate Primary Fires, which is an increase of 11 incidents compared with the same period last year. The long-term trend based upon incidents/10,000 population shows the number of incidents in East Lothian are above the Scottish and East Service Delivery Area trend lines.

### Reasons

Of the 51 deliberate primary fires attended during the reporting period, 9 involved vehicles/motorcycles, 3 involved dwelling properties and 5 occurred in non-residential type properties.

### Actions

SFRS continue to work in partnership to educate and inform people about the dangers of fire. We routinely engage with schools and target areas where anti-social behaviour involving wilful fireraising is prevalent. Appendix I 'East Lothian Prevention Q1 & Q2 Report' provides further details on our prevention activities. During the reporting period, SFRS conducted a total of 297 HFSV in East Lothian.



YTD ward ave. for East Lothian - 9	2019/20	2020/21	2021/22	2022/23	2023/24	Sparklines
East Lothian	22	22	37	40	51	
Musselburgh	6	5	5	4	8	
Preston, Seton & Gosford	4	3	7	1	5	
Tranent, Wallyford & Macmerry	5	6	11	11	4	
North Berwick Coastal	1	2	1	1	0	
Haddington & Lammermuir	5	2	5	4	11	
Dunbar & East Linton	1	4	8	19	23	



## Reduction of 'All fire casualties (fatal & non-fatal (incl. p/c's))'

Fire casualty and fatality rates provide an indication of the amount of serious, life-threatening injuries that occur due to fire. This can indicate not only the success of SFRS in reducing the number of life risk fires through community fire safety and similar activities, but also their success in response activity in saving lives.

### Results

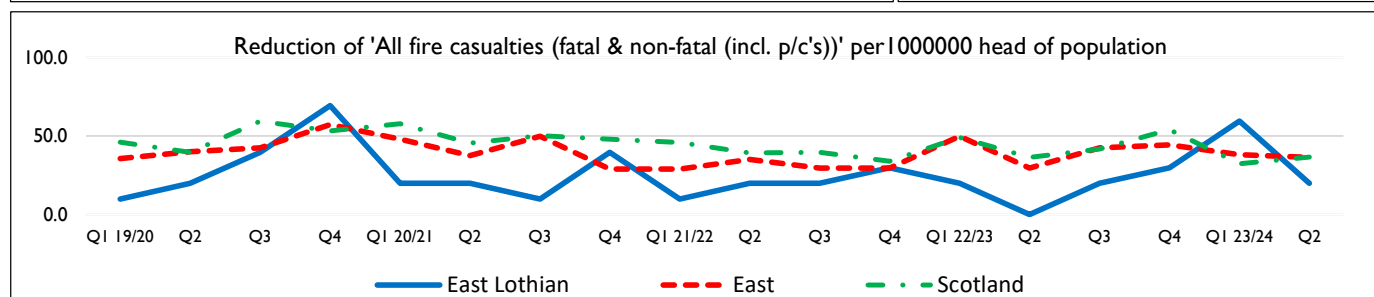
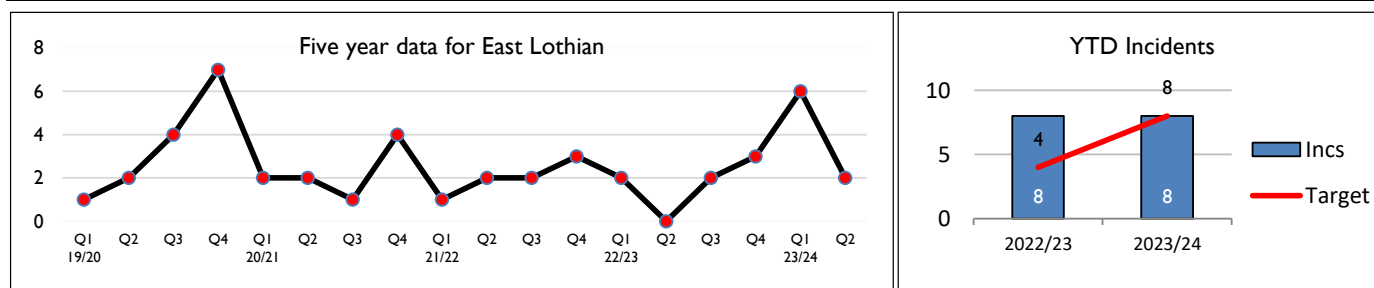
I am pleased to report there were no fatalities in the 6-month reporting period. We aim to reduce Fire Casualties in East Lothian each per year, which contributes towards the SFRS target of reducing Fire Casualties by 5% per year, over a three-year rolling period. In this reporting period there were 8 casualties, this is a zero reduction when compared with the same reporting period last year. The long-term trend based upon casualties/10,000 population shows East Lothian is performing below the Scottish average and East SDA average.

### Reasons

Historically East Lothian has low numbers of casualties from fires and it is positive to note that this trend remains low.

### Actions

We continue to work with our partners in East Lothian Council and seek opportunities with social work and NHS to target those most vulnerable and at risk from fire. Appendix I 'East Lothian Prevention & Protection Activities' provides further details on current activities.



YTD ward ave. for East Lothian - I	2019/20	2020/21	2021/22	2022/23	2023/24	Sparklines
East Lothian	3	3	4	8	8	
Musselburgh	0	0	1	5	4	
Preston, Seton & Gosford	2	0	2	1	3	
Tranent, Wallyford & Macmerry	0	1	0	0	0	
North Berwick Coastal	0	1	0	0	0	
Haddington & Lammermuir	1	1	1	1	1	
Dunbar & East Linton	0	0	0	1	0	



## Reduction of 'All deliberate fires excl. dwellings'

Historically deliberate fire setting has not been a significant problem for the SFRS in East Lothian, however recent years have shown a distinct increase in this activity and there is a close link between deliberate secondary fires and other forms of anti-social behaviour. In the main, deliberate fires are secondary fires categorised into refuse/bins, grassland or derelict buildings incidents. Reduction of Deliberate Fire Setting contributes to the Single East Lothian Plan.

### Results

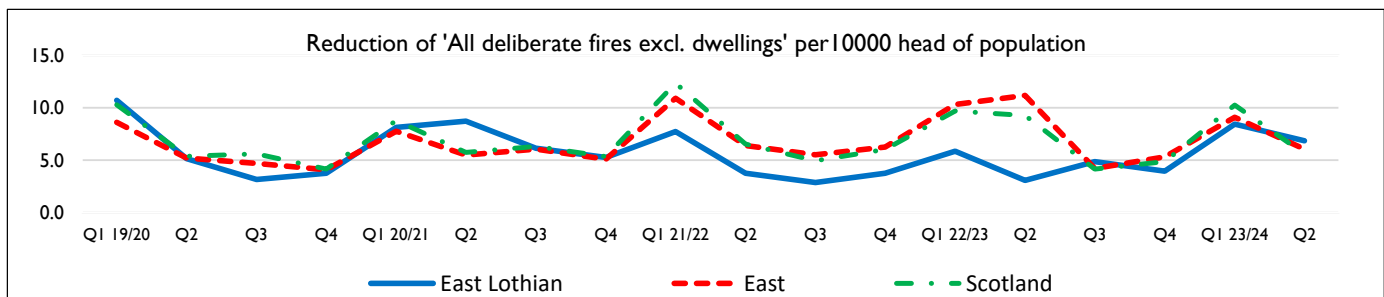
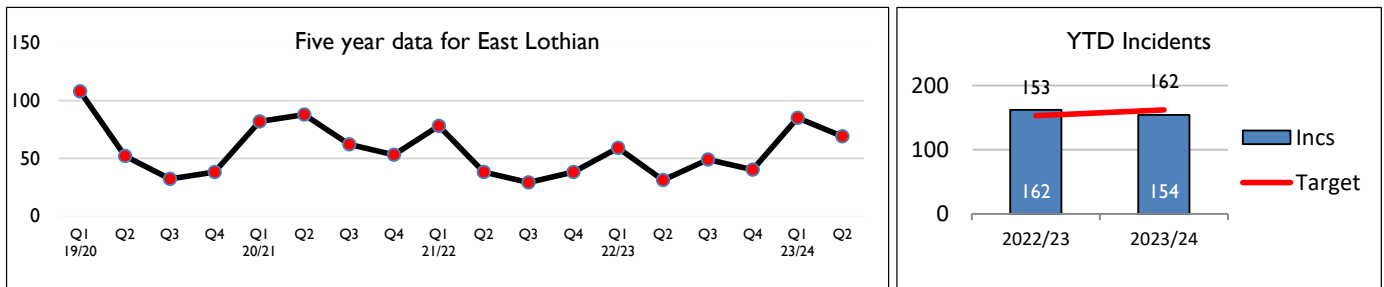
There were 155 deliberate fires within the reporting period, which is a decrease of 10 when compared to the same period last year. The long-term trend based upon incidents/10,000 population shows East Lothian performing slightly above the Scottish and East Service Delivery Area trend line.

### Reasons

Of the 155 deliberate fire incidents, the vast majority involved 'deliberate secondary fires' involving waste or scrubland, wood or crop; refuse/bins including wheelie and recycling bins.

### Actions

The SFRS continue to work with our Partners and any emerging themes are managed in Partnership with relevant intervention and prevention activities carried out. Various on-going preventative activities have been undertaken throughout the year targeting the issue of deliberate fire-raising. This includes various youth engagement events, thematic actions, information sharing/visits to schools and other partnership work.



YTD ward ave. for East Lothian - 26	2019/20	2020/21	2021/22	2022/23	2023/24	Sparklines
East Lothian	116	90	153	162	154	
Musselburgh	48	24	42	25	26	
Preston, Seton & Gosford	20	11	34	30	32	
Tranent, Wallyford & Macmerry	18	37	26	50	29	
North Berwick Coastal	4	3	7	2	5	
Haddington & Lammermuir	11	8	31	25	28	
Dunbar & East Linton	15	7	13	30	34	





## Reduction of 'Special Service - RTCs'

While much of this risk is out with the control of SFRS, responding to Non-Fire Emergencies such as Road Traffic Collisions is a key part of our intervention activities. The SFRS is committed to working with partners and other stakeholders to drive continuous improvement in this area. Reduction of Casualties from Non-Fire Emergencies contributes to the Single East Lothian Plan, number of people killed or seriously injured in road accidents.

### Results

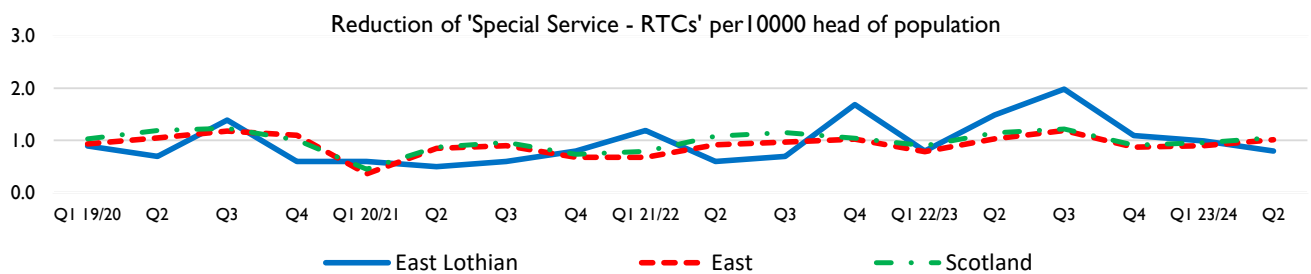
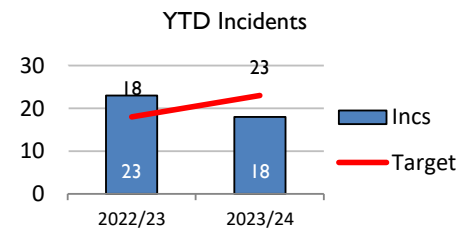
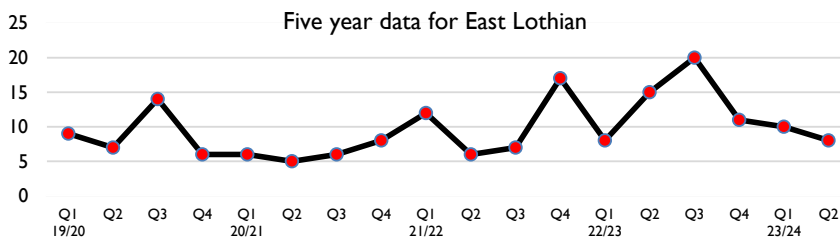
SFRS attended 18 Road Traffic Collisions during this period, which is a decrease of 5 when compared with the same reporting period last year. Per 10,000 head of population, East Lothian is below the Scottish and East Service Delivery area trend lines.

### Reasons

The SFRS only attend those RTC's they are requested to attend this number does not reflect the total number within East Lothian.

### Actions

The SFRS is a member of a multi-agency approach to reducing Road Traffic Collision's and the associated casualties and fatalities. The continued delivery of Tomorrow's Driver programme targeting young people is an excellent partnership approach to reducing road traffic collisions.



YTD ward ave. for East Lothian - 3	2019/20	2020/21	2021/22	2022/23	2023/24	Sparklines
East Lothian	16	11	18	23	18	
Musselburgh	6	2	2	2	3	
Preston, Seton & Gosford	4	1	0	3	5	
Tranent, Wallyford & Macmerry	2	1	1	2	4	
North Berwick Coastal	0	0	4	3	0	
Haddington & Lammermuir	3	1	4	8	2	
Dunbar & East Linton	1	6	7	5	4	



## Reduction of 'Special Service Casualties - All'

While much of this risk is out with the control of SFRS, responding to Non-Fire Emergencies is a key part of our intervention activities. The SFRS is committed to working with partners and other stakeholders to drive continuous improvement in this area. Reduction of Casualties from Non-Fire Emergencies contributes to the Single East Lothian Plan.

### Results

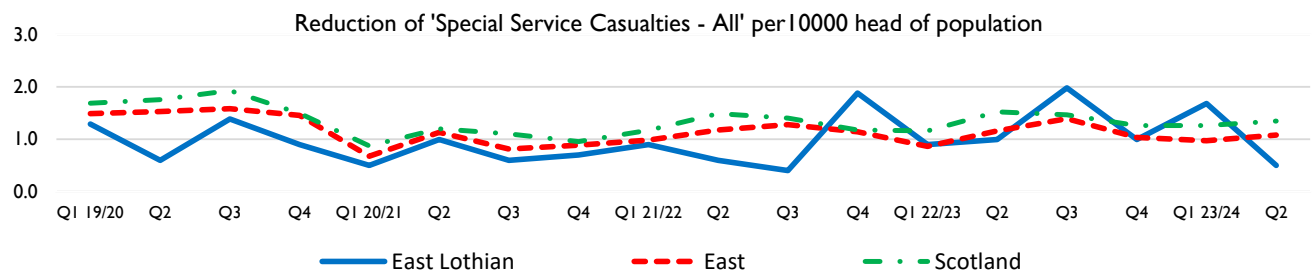
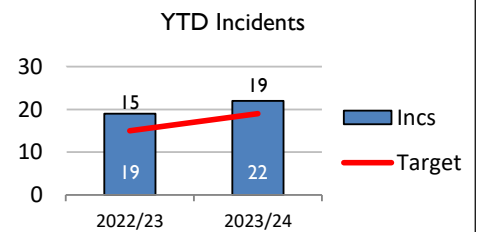
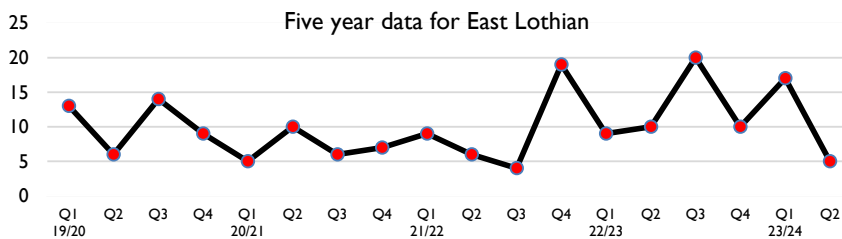
SFRS attended 132 Special Service incident types in the last quarter an increase of 12 incidents from the same reporting period last year. There were a total of 22 casualties, of which sadly, there were 5 fatalities. This is an overall increase of 3 special service casualties when compared with the same reporting period. Per 10,000 head of population, East Lothian is performing below the Scottish and in line with the East Service Delivery area trend lines.

### Reasons

No overall SS casualty details available, 15 incidents involved effecting entry, 5 assisting other agencies, 4 involving floods and 2 providing an immediate medical response.

### Actions

The SFRS in East Lothian will continue to respond to the communities needs in terms of other non-fire emergencies with the overall objective of reducing casualty and fatality rates within East Lothian.



YTD ward ave. for East Lothian - 4	2019/20	2020/21	2021/22	2022/23	2023/24	Sparklines
East Lothian	19	15	15	19	22	
Musselburgh	7	5	1	2	2	
Preston, Seton & Gosford	2	0	3	2	3	
Tranent, Wallyford & Macmerry	2	1	0	2	12	
North Berwick Coastal	4	0	1	1	1	
Haddington & Lammermuir	3	1	4	7	2	
Dunbar & East Linton	1	8	6	5	2	



## Reduction of 'False Alarm - UFAs'

Unwanted Fire Alarm Signals (UFAS) are defined as incidents where an automated fire alarm system activates and results in the mobilisation of SFRS resources, when the reason for that alarm turns out to be connected with faulty or defective alarm equipment. The SFRS is committed to working with partners and other stakeholders to reduce Unwanted Fire Alarm Signals.

### Results

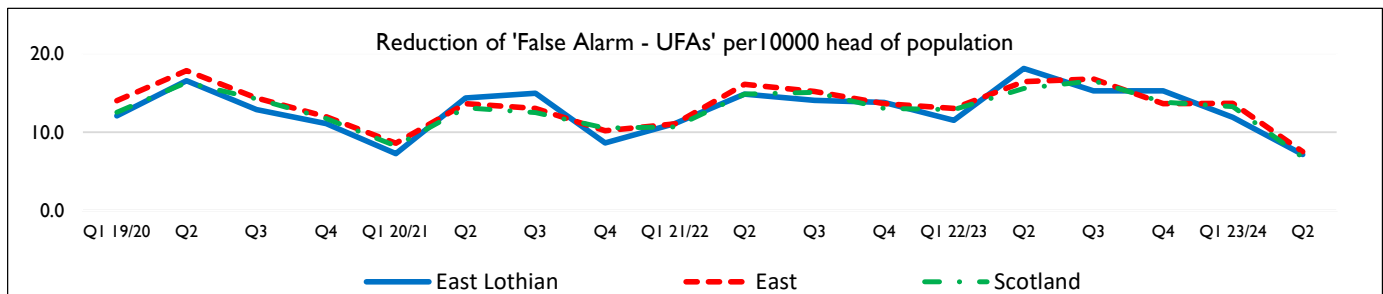
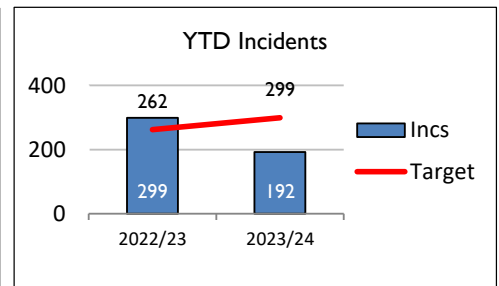
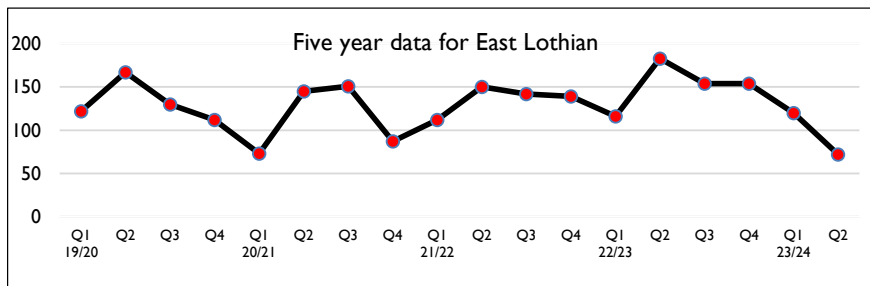
SFRS attended 189 Unwanted Fire Alarm Signals incidents during this reporting period, which is a decrease of 109 incidents when compared to the same reporting period last year. East Lothian trend line is performing below the Scotland and the East delivery area trendline.

### Reasons

SFRS attended a total of 417 False Alarms during the reporting period which is a decrease of 113 incidents from the same period last year.

### Actions

Our Fire Safety Enforcement Officers work closely with premises to reduce further incidents. This includes discussing technological, procedural and management solutions in order to prevent future Unwanted Fire Alarm Signals incident. From 1st July 2023 SFRS will not attend fire alarms activations in non-sleeping properties - unless the caller reports smoke or fire. In East Lothian, we are currently engaging with various premises giving advice to prevent further occurrences.



YTD ward ave. for East Lothian - 32	2019/20	2020/21	2021/22	2022/23	2023/24	Sparklines
East Lothian	289	218	262	299	192	
Musselburgh	72	55	79	80	43	
Preston, Seton & Gosford	29	23	28	19	22	
Tranent, Wallyford & Macmerry	36	26	34	56	41	
North Berwick Coastal	45	31	40	40	27	
Haddington & Lammermuir	71	53	48	63	42	
Dunbar & East Linton	36	30	33	41	17	



## Appendix 1

# East Lothian Prevention & Protection Activities

1<sup>st</sup> April 2023 – 30th September 2023

### Fire Safety Enforcement Audits

The Scottish Fire and Rescue Service (SFRS) is the enforcing authority for the Fire Scotland Act 2005 and Fire Safety Regulations 2006. The act applies to specific non-domestic premises and requires duty holders to comply with relevant aspects of the Act and Regulations. SFRS responsibilities as the enforcing authority are captured within an Enforcement Framework. The Framework identifies and assigns priority to premises type with those premises deemed as higher risk given priority for auditing purposes. Premise providing sleeping accommodation such as hospitals, care homes, houses of multiple occupation, hostels and hotels receive an annual audit. Other premises that are subject to audit but deemed lower risk will be visited every three or five years. Within East Lothian we have one Officer who plans and carries out these duties. The Officer is also available to provide Fire Safety advice, consulting with partners such as Local Authority Building control functions and the wider public with Fire Scotland Act 2005 responsibilities.

EAST LOTHIAN AUDITS 23/24	APRIL- SEPTEMBER	YTD
	59	59

### Home Fire Safety Visits

The delivery of Home Fire Safety Visits (HFSVs) is the corner stone of the SFRS Community Safety Engagement framework. By visiting households to provide fire safety advice and smoke alarms, the numbers of dwelling fires and casualties will be reduced. Requests for HFSVs are generated in several ways, including self-referral (**see page 4**), SFRS partners referring and visits carried out after SFRS have attended a domestic fire incident. This is known as Post Domestic Incident Response (**PDIR**), offering a HFSV to the properties and occupants impacted directly by the fire and the wider neighbourhood area.

When a HFSV is generated, the risk within the property is calculated by asking the occupant a number of specific questions. The outcome will be either, High, Medium or Low risk. This outcome determines priority in relation to carrying out the visit and the frequency for future re-visits. The table below highlights the number of visits carried out in East Lothian for this reporting period.

EAST LOTHIAN QRTs 1&2	HIGH	MEDIUM	LOW	TOTALS	PREV QRTs 23/24	YTD
<b>Ward</b>						
Dunbar & East Linton	3	15	13	31		31
Fa'side	25	25	23	73		73
Hadd & Lammermuir	9	10	2	21		21
Musselburgh East & Carberry	9	27	7	44		44

Musselburgh West	15	18	15	<b>48</b>		<b>48</b>
North Berwick Coastal	7	14	9	<b>30</b>		<b>30</b>
Preston/Seaton/Gosford	10	13	27	<b>50</b>		<b>50</b>
<b>TOTALS</b>				<b>297</b>		<b>297</b>

### Home Fire Safety Referrals

The table below details how HFSVs were generated.

Post Domestic Incident Response (PDIR)	85	
East Lothian Community Access Team	2	
Care & Repair	4	
NHS	5	
East Lothian Housing	7	
Police Concern	4	
Self-referral	90	
EMPPPO	3	
Social Services	5	
Women's Aid East & Mid	5	
Other	86	
<b>Total</b>	<b>297</b>	



### **Partnership Working/Youth Engagement**

During this period, we delivered a Youth Engagement Fireskills course at Dunbar High School. This was very successful with positive feedback gained from participants and Teachers from the School. Topics covered included, Water Safety, Fire related anti-social behaviour, CPR and practical skills sessions.

Water Safety presentations were delivered to a number of Schools in East Lothian. This initiative was delivered prior to the Summer School holidays, which resulted in Water Safety advice being imparted to over 400 pupils.

### **Fire Safety Support and Education (FSSE)**

SFRS regularly engage with Children and Youths to discourage fire-related anti-social behaviour. This is very successful, however, on occasion we have to undertake additional actions and interventions. Our FSSE policy procedure is used to engage with those individuals who demonstrate an unsafe or concerning interest in fire or have been involved in fire-related antisocial behaviour. Such individuals are normally referred to us via Police Scotland. SFRS have trained members of staff, Fire Safety Advisors (FSAs) who carry out one-one discussion(s) with individuals, highlighting the dangers and consequences of such behaviour. Within the report period, SFRS engaged with **6** FSSE individuals.

### **Safeguarding**

During this period our teams continued to identify and refer adults at risk of harm and/or in need of support. This has resulted in **18** referrals being processed to Social Services.

Partner agencies have also requested **45** Enhanced Home Fire Safety Visits through Police concern reports or direct requests from social services.

### **Other Work Completed or In Progress**

Our Local Community Action Team have also been involved with delivery and promotion of the following initiatives during the reporting period;

- Wheelie Bin Fires
- Derelict Properties
- Fire Related Anti-Social Behaviour
- Holiday Safety
- Outdoor Safety
- Student Safety
- Chimney Fire Safety
- Road safety

### **Bonfire Plans.**

At the time of completing this report, work is well underway to prepare for Bonfire period. This, as with previous years will be planned and coordinated with other partners including the Local authority and Police Scotland.

The outcome and bonfire associated activity will be detailed in the next reporting period.



**SCOTTISH**  
**FIRE AND RESCUE SERVICE**  
Working together for a safer Scotland

Do you know someone  
**OVER 50** who  
**SMOKES?**



And do they meet one or more  
of the following criteria:

- Living alone?
- Mobility issues?
- Using medical oxygen?

THEY MAY BE AT **GREATER RISK OF FIRE**  
AND WE NEED TO REACH THEM!



**#MAKETHECALL**

**0800 0731 999**

to book a free

**HOME FIRE SAFETY VISIT**

or text "FIRE" to 80800 from your mobile phone