



**LOCAL PLAN PERFORMANCE REPORT
FOR EAST LoTHIAN**

Quarter 3 and 4 Report, 1st October, 2022 – 31st March, 2023



**SCOTTISH
FIRE AND RESCUE SERVICE**

Working together for a safer Scotland

L



|

CONTENTS	PAGE
1 Introduction	3
2 Performance Summary	4
3 Progress on local fire & rescue plan priorities	
<i>Local Risk Management and Preparedness</i>	5
<i>False Alarms - All</i>	7
<i>All accidental fires</i>	9
<i>Special Service - All</i>	11
<i>False Alarm - UFAs</i>	13
<i>Special Service - RTCs</i>	15
<i>Special Service - Fatalities</i>	17
<i>Special Service - RTC casualties</i>	19
<i>False Alarm - UFAs</i>	21
4 Appendices	
5 Glossary	

Introduction

This performance report provides information on our prevention, protection and operational response activities within East Lothian for Quarters 3 and 4 of 2022-23 (1st October 2022 – 31st March 2023) including information on the year to date figures.

Performance Summary

We measure how well we are meeting our priorities using 8 key indicators, depicted below

Key performance indicator	Apr to (& incl.) Mar					RAG rating
	2018/19	2019/20	2020/21	2021/22	2022/23	YTD
False Alarms - All	937	926	835	923	1025	◆
All accidental fires	242	172	161	199	201	▲
Special Service - All	174	206	186	233	260	◆
False Alarm - UFAs	496	531	456	543	603	◆
Special Service - RTCs	47	36	25	42	53	◆
Special Service - Fatalities	6	2	3	10	8	●
Special Service - RTC casualties	37	19	13	18	32	●
False Alarm - UFAs	496	531	456	543	603	◆

RAG rating - KEY

◆	RED DIAMOND	10% higher than the previous YTD period, or local target not achieved.
▲	YELLOW TRIANGLE	Up to 9% higher than the previous YTD period, or local target not achieved.
●	GREEN CIRCLE	Equal to or improved upon the previous equivalent quarter (or YTD period), or local target achieved.

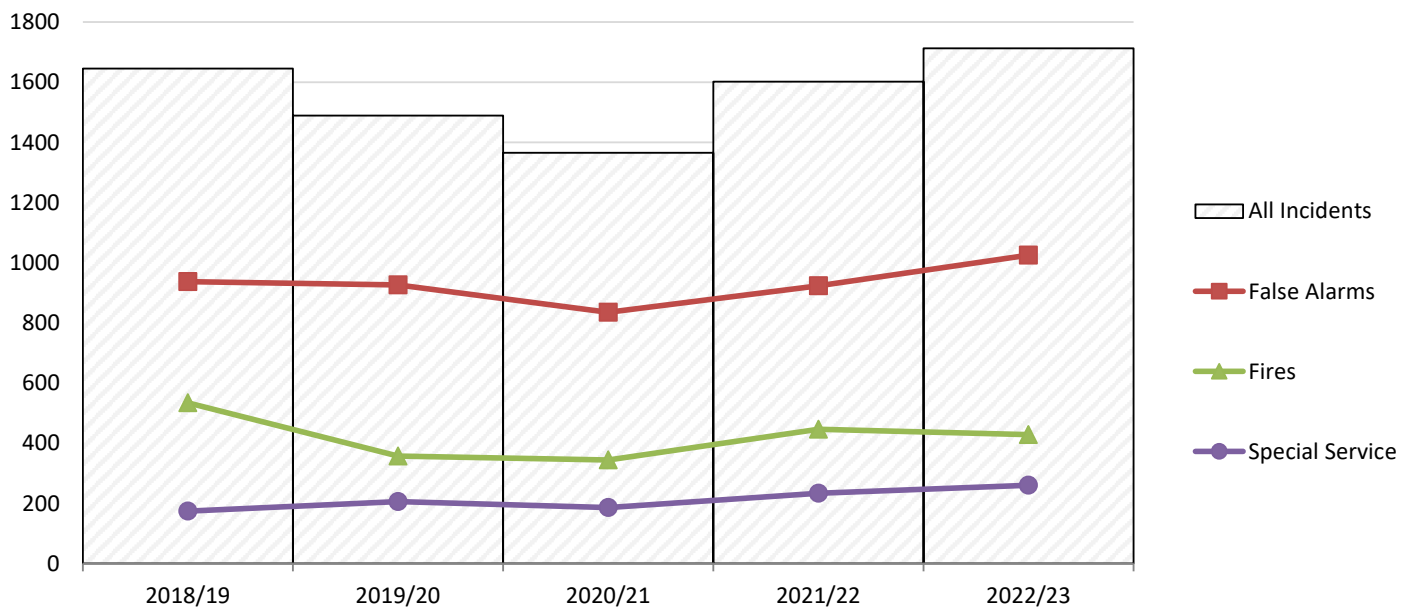
Note

Quarterly comparison RAG Rating = the reporting period compared to the average of the three previous quarterly reporting periods. Year to Date RAG Rating = the cumulative total of all quarterly performance in current year compared to cumulative total of all quarterly performance in previous year.

Incident Overview

Year to date (1st October 2022 – 31st March 2023), SFRS responded to 776 incidents in East Lothian, this is an increase of 18 incidents compared with the same reporting period last year.

The chart below illustrates incidents YTD attended within East Lothian council over the last 5 fiscal years



Progress on local fire & rescue plan priorities

Local Risk Management and Preparedness

The Service must identify, prioritise and plan to meet the risks in each local community.

We said we would:

- train our staff to deal with our local risks
- gather and analyse risk information
- work with partners to mitigate risks
- deal with major events

Train our staff to deal with our local risks

All of our operational staff undertake routine and risk specific skill acquisition and maintenance training.

Gather and analyse risk information

All of our operational staff gather and analyse local risk information and operational intelligence, used in our preparations to resolve incidents. We conduct Post Incident Debriefs to identify any lessons that can be learned from our preparedness and response to emergency events.

We use Urgent Operational Intelligence Briefings to inform our operational staff of any safety critical information.

Work with partners to mitigate risks

We continue to be an active member of the East Local Resilience Partnership.

We share information with local authority partners and other key stakeholders (e.g. Police Scotland) to ensure emergency event risks are mitigated.

Deal with major events

There were no major fire events or significant emergency events in this reporting period.



Reduction of 'False Alarms - All'

False Alarms are defined as incidents where SFRS has been called to attend and the incident was deemed not to be an emergency either by good intent of the caller or by a person making a malicious call. The SFRS is committed to reduce False Alarms.

Results

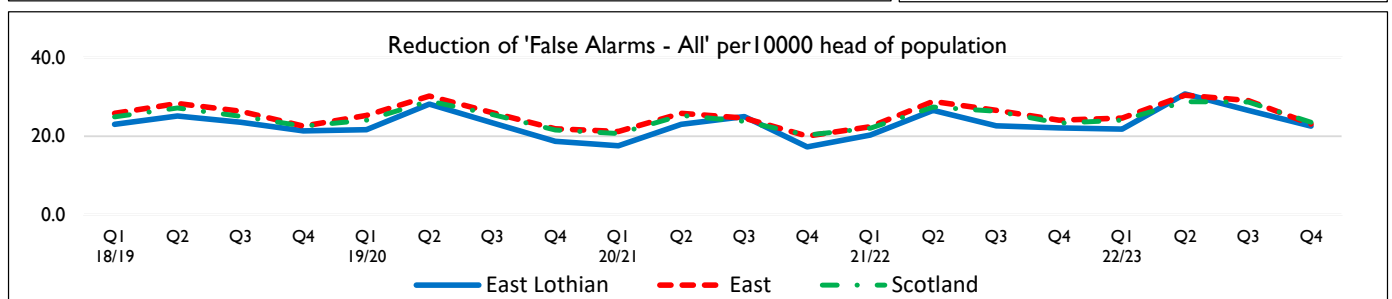
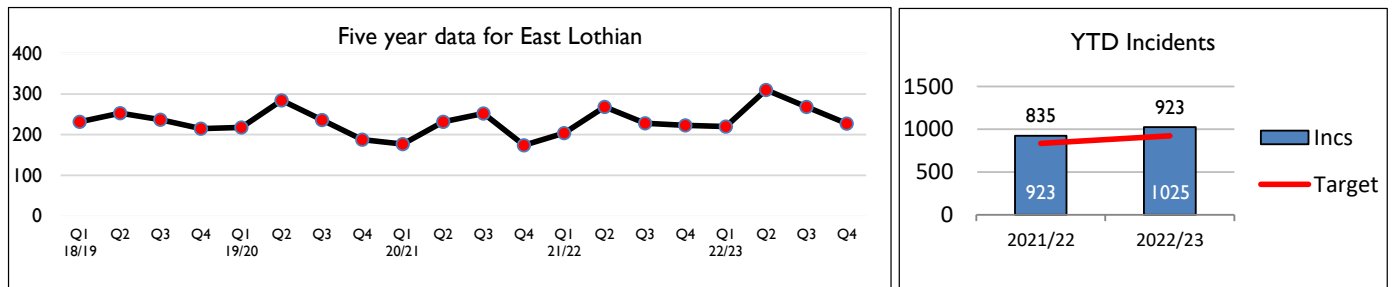
SFRS attended 268 False Alarms incidents during Q3 and 232 in Q4 giving a total of 500 for the reporting period. This is an increase of 49 when compared to the same reporting period last year. East Lothian is performing below the Scotland and the East delivery area trendline.

Reasons

Of the 500 False Alarms SFRS attended in the reporting period, the top cause of the activations of the system was 17% which was attributable due to cooking. Residential dwelling properties accounted for 25% of alarm activations.

Actions

We continue to work towards reducing the number of False Alarms, in East Lothian, we continue to engage with members of the community to prevent further occurrences.



YTD ward ave. for East Lothian - 171	2018/19	2019/20	2020/21	2021/22	2022/23	Sparklines
East Lothian	937	926	835	923	1025	
Musselburgh	237	222	214	242	280	
Preston, Seton & Gosford	104	118	102	121	122	
Tranent, Wallyford & Macmerry	140	127	115	112	154	
North Berwick Coastal	171	166	136	152	148	
Haddington & Lammermuir	160	193	157	178	206	
Dunbar & East Linton	125	100	111	118	115	

Reduction of 'All accidental fires'

Accidental fires can have devastating effects on our community, especially fires in the home. The SFRS is committed to keeping people safe in their homes. We share information with partners to make sure that the right people get the right information they need, particularly those who are vulnerable due to age, isolation or addiction. Reduction of Accidental Fires contributes to The Single East Lothian Plan.

Results

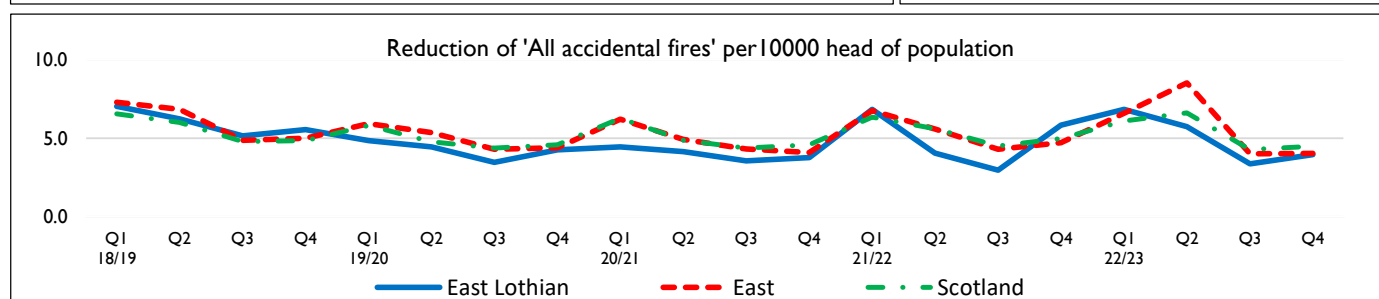
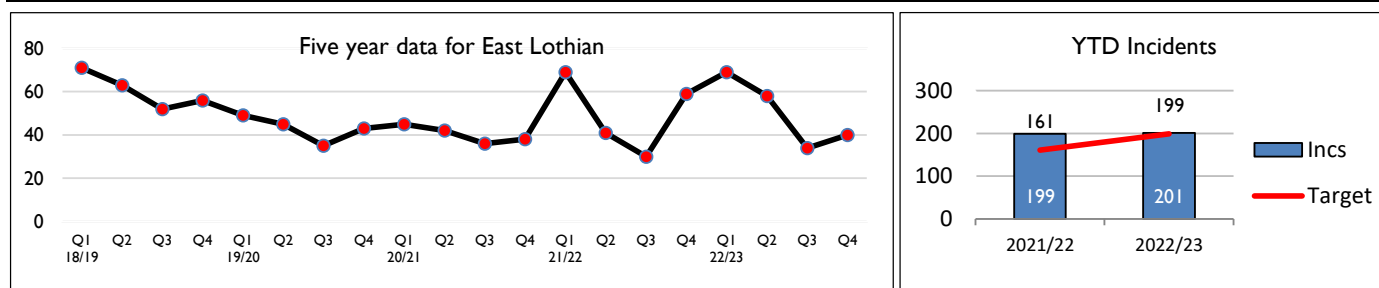
We aim to reduce Accidental Dwelling Fires in East Lothian by contributing towards the SFRS target of 10% reduction per year, over a three-year rolling period. During this quarter, we responded to a total of 74 Accidental Fires, 18 of which involved fires in the home. This is an overall increase of 5 incidents compared with the same period last year.

Reasons

Of the 18 accidental dwelling fires attended were to single occupancy households. The main cause of fire was cooking which attributed to 56% of alarm activations, in most cases damage was limited to the item that had ignited first, had little or no fire damage, and therefore, relatively minor in nature. It is clear from this evidence to continue to target those mostly at risk in single occupancy households and to ensure those properties have working smoke detection. Unfortunately, 33% of the domestic properties did not have working smoke alarms fitted at the time of the fire.

Actions

During this reporting period, 291 Home Fire Safety Visits were carried out within East Lothian. HFSVs generated for the reporting period was 23% as a direct result of fire crews conducting Post Domestic Incident Response in the immediate aftermath of an incident. Self-referral by the occupier equated to 35% of all HFSV for the reporting period. SFRS continue to work in partnership to educate and inform people about fire and safety, in the home. Appendix I 'East Lothian Prevention & Protection Activities' provides further details on our prevention activities.



YTD ward ave. for East Lothian - 34	2018/19	2019/20	2020/21	2021/22	2022/23	Sparklines
East Lothian	242	172	161	199	201	
Musselburgh	44	32	32	29	39	
Preston, Seton & Gosford	23	24	21	36	22	
Tranent, Wallyford & Macmerry	39	40	21	44	35	
North Berwick Coastal	36	17	24	29	27	
Haddington & Lammermuir	66	34	39	34	42	
Dunbar & East Linton	34	25	24	27	36	

Reduction of 'Special Service - All'

While much of this risk is out with the control of SFRS, responding to Non-Fire Emergencies is a key part of our intervention activities. The SFRS is committed to working with partners and other stakeholders to drive continuous improvement in this area. Reduction of Casualties from Non-Fire Emergencies contributes to the Single East Lothian Plan.

Results

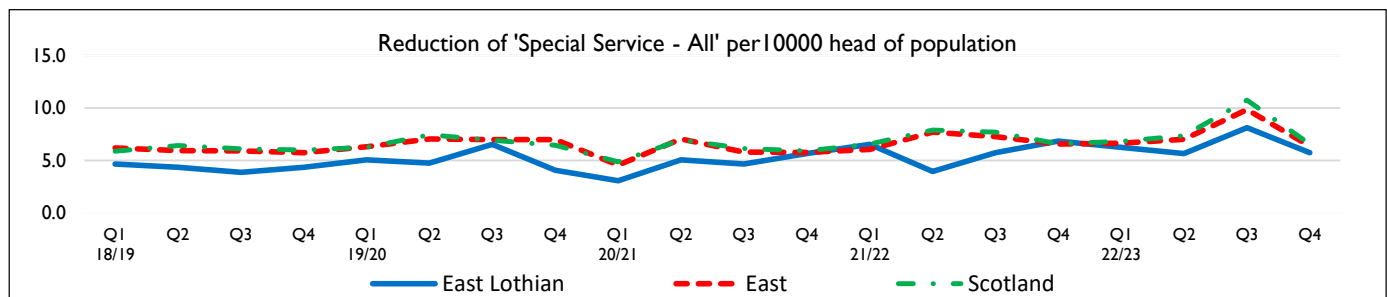
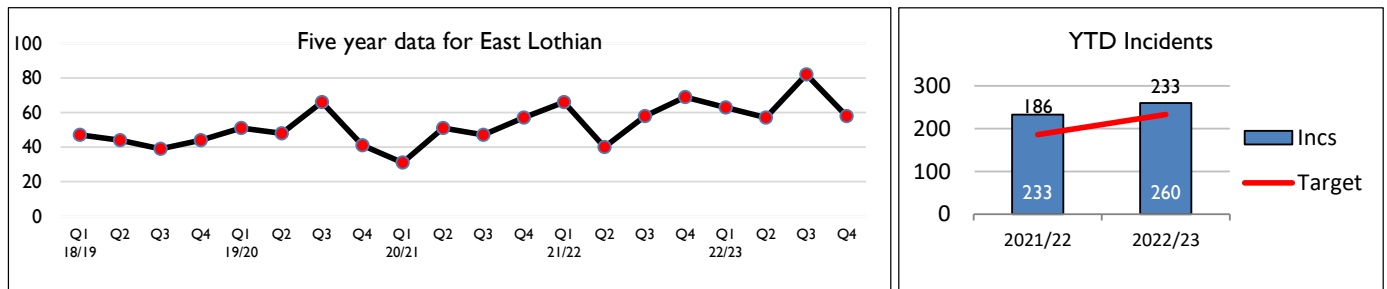
We attended 141 special service incident types in Q3 & Q4. SFRS attended 50 incidents to force entry for where there was a concern for the occupier. This is a increase of 14 special service incidents when compared with the same reporting period last year. Per 10,000 head of population, Midlothian is performing below the Scottish and East Service Delivery area trend lines.

Reasons

While much of this risk is out with the control of SFRS, responding to Special Service incidents is a key part of our intervention activities. The SFRS is committed to working with partners and other stakeholders to drive continuous improvement in this area. Special Service type incidents are varied in nature, an example of the incident types that SFRS attend are to release casualties trapped in machinery, dealing with hazardous materials, rescue from water, mud, ice and lifts as well as assisting our emergency partners remove in a life threatening condition from properties or structures. Reduction of Casualties from Non-Fire Emergencies contributes

Actions

The SFRS only attend those Special Services they are requested to attend this number does not reflect the total number within East Lothian.



YTD ward ave. for East Lothian - 43	2018/19	2019/20	2020/21	2021/22	2022/23	Sparklines
East Lothian	174	206	186	233	260	
Musselburgh	42	54	45	53	70	
Preston, Seton & Gosford	19	31	32	32	43	
Tranent, Wallyford & Macmerry	21	27	22	39	43	
North Berwick Coastal	32	27	16	36	22	
Haddington & Lammermuir	30	39	36	29	46	
Dunbar & East Linton	30	28	35	44	36	

Reduction of 'False Alarm - UFAs'

Unwanted Fire Alarm Signals (UFAS) are defined as incidents where an automated fire alarm system activates and results in the mobilisation of SFRS resources, when the reason for that alarm turns out to be connected with faulty or defective alarm equipment. The SFRS is committed to working with partners and other stakeholders to reduce Unwanted Fire Alarm Signals.

Results

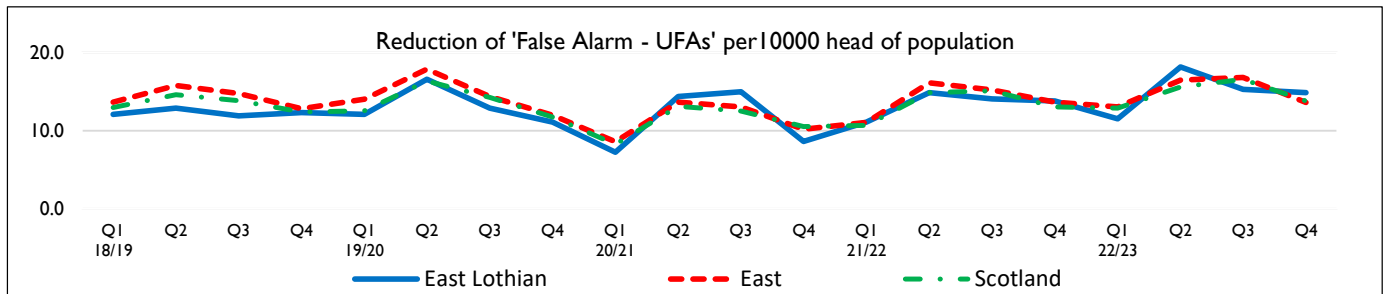
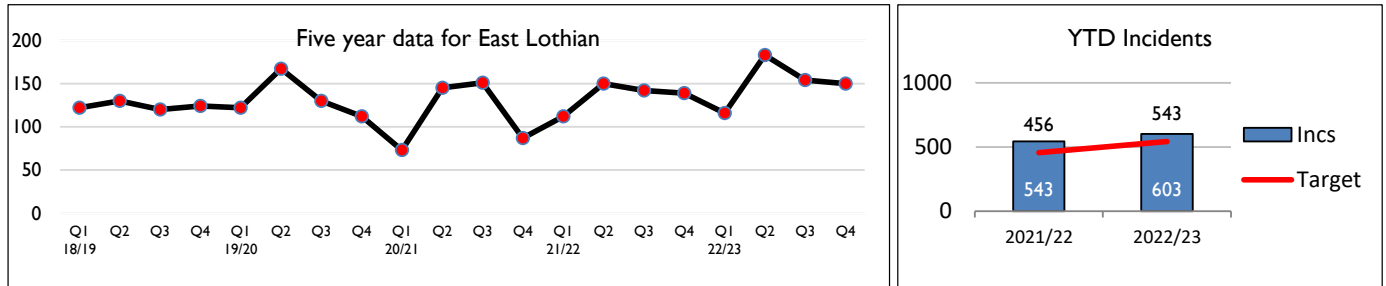
SFRS attended 313 Unwanted Fire Alarm Signals incidents during this reporting period, which is an increase of 37 incidents when compared to the same reporting period last year. East Lothian trend line is performing well below the Scotland and the East delivery area trendline.

Reasons

The top two causes of Unwanted Fire Alarm Signals in Q3 & Q4 were 37% Faulty Apparatus and 22% contaminants such as dust or steam.

Actions

SFRS continue to monitor Unwanted Fire Alarm Signals calls and our Fire Safety Enforcement Officers are working closely with premises to reduce further incidents. This includes discussing technological, procedural and management solutions in order to prevent future Unwanted Fire Alarm Signals incidents. From 1st of July 2023, SFRS will no longer attend Fire Alarms at retail premises, education or commercial properties. SFRS will continue to attend where there is a sleeping risk such as hotels and hostels. SFRS will continue to attend Fire Alarms in hospitals, care homes and all residential dwelling properties. SFRS have fully engaged with



YTD ward ave. for East Lothian - I01	2018/19	2019/20	2020/21	2021/22	2022/23	Sparklines
East Lothian	496	531	456	543	603	
Musselburgh	165	146	130	145	155	
Preston, Seton & Gosford	38	54	41	68	58	
Tranent, Wallyford & Macmerry	78	66	67	76	104	
North Berwick Coastal	80	86	58	80	79	
Haddington & Lammermuir	84	119	92	100	130	
Dunbar & East Linton	51	60	68	74	77	

Reduction of 'Special Service - RTCs'

While much of this risk is out with the control of SFRS, responding to Non-Fire Emergencies such as Road Traffic Collisions is a key part of our intervention activities. The SFRS is committed to working with partners and other stakeholders to drive continuous improvement in this area. Reduction of Casualties from Non-Fire Emergencies contributes to the Single East Lothian Plan, number of people killed or seriously injured in road accidents.

Results

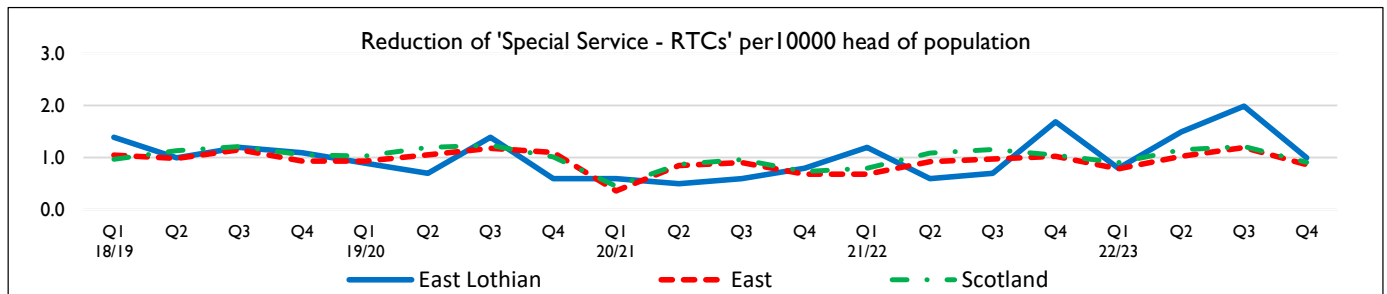
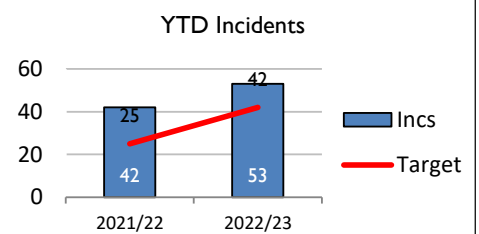
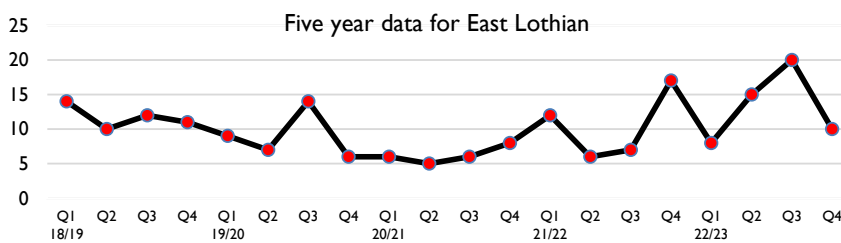
SFRS attended 31 Road Traffic Collisions during Q3 & Q4, which is an increase of 8 when compared with the same reporting period last year. Per 10,000 head of population, East Lothian is performing above the Scottish and East Service Delivery area trend lines. On 9 occasions persons had to be released by SFRS.

Reasons

The SFRS only attend those RTC's they are requested to attend this number does not reflect the total number within East Lothian.

Actions

The SFRS is a member of a multi-agency approach to reducing Road Traffic Collision's and the associated casualties and fatalities. The continued delivery of Tomorrow's Driver programme targeting young people is an excellent partnership approach to reducing road traffic collisions.



YTD ward ave. for East Lothian - 9	2018/19	2019/20	2020/21	2021/22	2022/23	Sparklines
East Lothian	47	36	25	42	53	
Musselburgh	7	7	4	5	5	
Preston, Seton & Gosford	5	5	2	3	9	
Tranent, Wallyford & Macmerry	8	7	4	4	11	
North Berwick Coastal	13	2	0	8	4	
Haddington & Lammermuir	5	6	7	9	15	
Dunbar & East Linton	9	9	8	13	9	

Reduction of 'Special Service - Fatalities'

While much of this risk is out with the control of SFRS, responding to Non-Fire Emergencies is a key part of our intervention activities. The SFRS is committed to working with partners and other stakeholders to drive continuous improvement in this area. Reduction of fatalities from Non-Fire Emergencies contributes to the Single East Lothian Plan.

Results

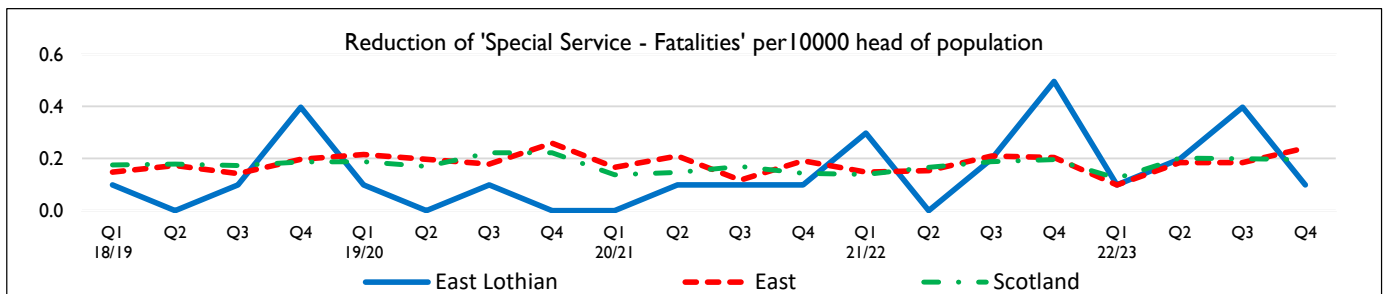
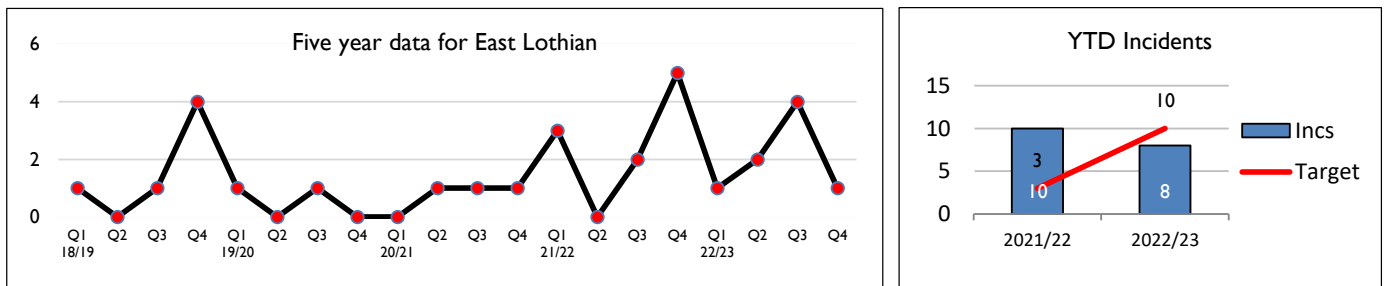
In Q3 SFRS attended 4 Special Service Incidents which sadly, persons had passed away. In Q4 SFRS attended 1 Special Service incident involving transport that resulted in a fatality. Per 10,000 head of population, East Lothian was performing above the Scottish and East Service Delivery area trend lines in Q3 but in Q4, performed under the Scottish and East Service Delivery area trend lines.

Reasons

SFRS attends Special Service incidents at the request of partner agencies such as Police Scotland & the Scottish Ambulance Service. These type of incidents are starting to increase given our involvement in forcing entry to properties. The other 2 incidents SFRS assisted our emergency partners with fatalities from water and following an incident involving public transport.

Actions

The SFRS is a member of a multi-agency approach to reducing casualties and fatalities from Special Service type incidents. The continued delivery of Thematic Action Plans and trends such as Water Safety in periods of good weather, firework safety in November.



YTD ward ave. for East Lothian - I	2018/19	2019/20	2020/21	2021/22	2022/23	Sparklines
East Lothian	6	2	3	10	8	
Musselburgh	0	0	0	1	2	
Preston, Seton & Gosford	0	0	0	2	1	
Tranent, Wallyford & Macmerry	0	2	0	0	0	
North Berwick Coastal	2	0	2	1	1	
Haddington & Lammermuir	2	0	0	3	1	
Dunbar & East Linton	2	0	1	3	3	

Reduction of 'Special Service - RTC casualties'

While much of this risk is out with the control of SFRS, responding to Road Traffic Collisions is a key part of our intervention activities. The SFRS is committed to working with partners and other stakeholders to drive continuous improvement in this area. Reduction of casualties from Road Traffic Collisions contributes to the Single East Lothian Plan.

Results

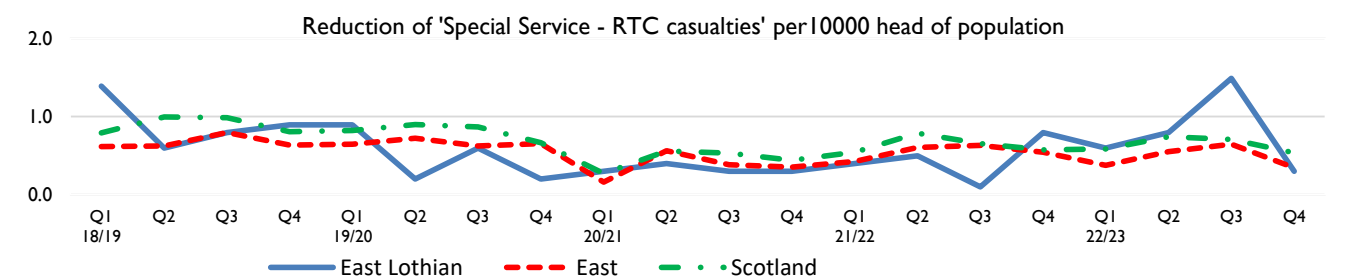
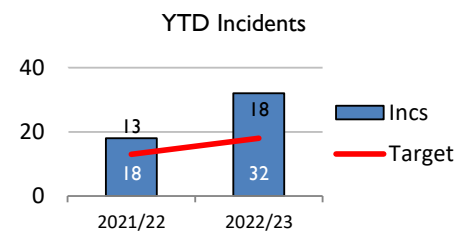
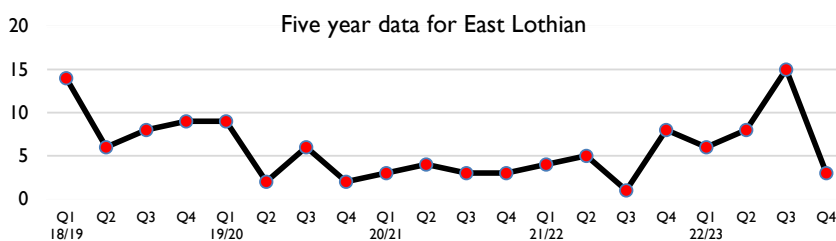
SFRS attended special 6 Road Traffic Collisions, only 1 casualty was required to be extricated from their vehicle. The other 5 incidents SFRS attended, vehicles were made safe after minor collisions with no casualties. Midlothian is performing below the Scottish and East Service Delivery area trend lines.

Reasons

SFRS attended 31 Road Traffic Collisions during Q3 & Q4, which is an increase of 8 when compared with the same reporting period last year. Per 10,000 head of population, East Lothian is performing above the Scottish and East Service Delivery area trend lines. On 9 occasions persons had to be released by SFRS.

Actions

Tomorrow's Driver programme targeting young people is an excellent partnership approach. Following serious vehicle collisions in the Scottish Borders earlier this year involving elderly drivers, SFRS is committed to work with our partners to engage with the local community in reducing injury or death of teenagers & drivers in their early 20's but also with the more mature driver throughout East Lothian.



YTD ward ave. for East Lothian - 5	2018/19	2019/20	2020/21	2021/22	2022/23	Sparklines
East Lothian	37	19	13	18	32	
Musselburgh	2	5	2	2	6	
Preston, Seton & Gosford	4	2	0	0	5	
Tranent, Wallyford & Macmerry	4	3	2	5	8	
North Berwick Coastal	14	0	0	2	1	
Haddington & Lammermuir	4	3	3	4	9	
Dunbar & East Linton	9	6	6	5	3	

Reduction of 'False Alarm - UFAs'

Unwanted Fire Alarm Signals (UFAS) are defined as incidents where an automated fire alarm system activates and results in the mobilisation of SFRS resources, when the reason for that alarm turns out to be connected with faulty or defective alarm equipment. The SFRS is committed to working with partners and other stakeholders to reduce Unwanted Fire Alarm Signals.

Results

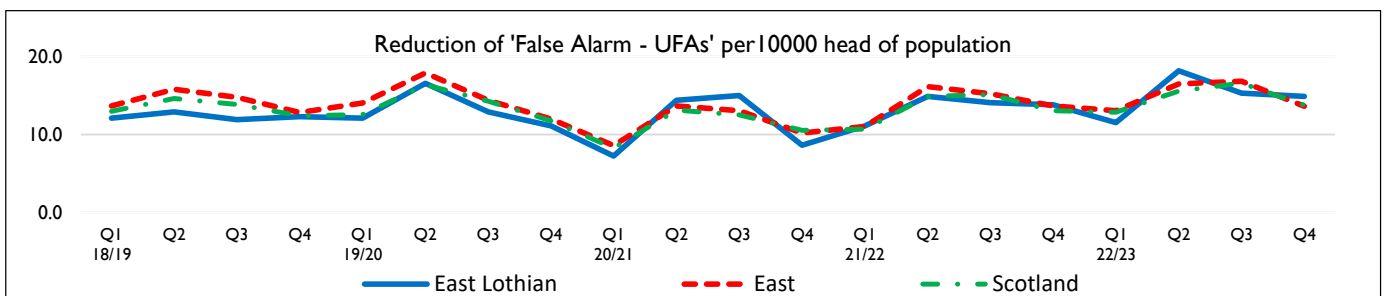
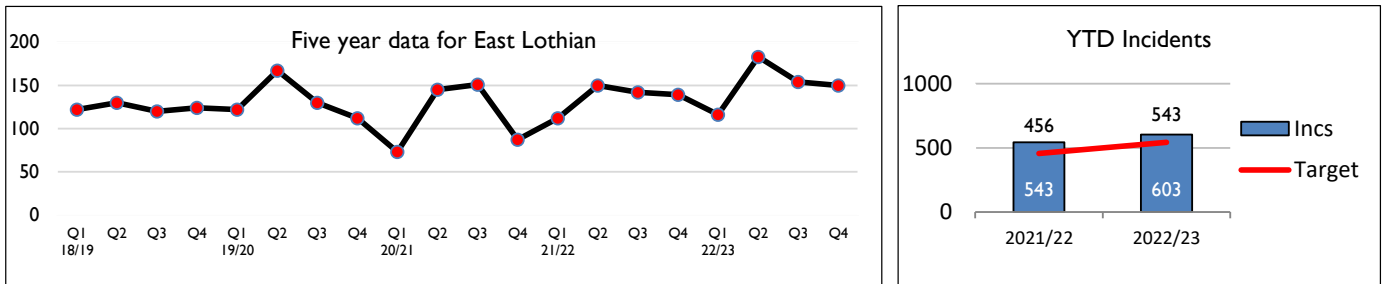
SFRS attended 313 Unwanted Fire Alarm Signals incidents during this reporting period, which is an increase of 37 incidents when compared to the same reporting period last year. East Lothian trend line is performing well below the Scotland and the East delivery area trendline.

Reasons

The top two causes of Unwanted Fire Alarm Signals in Q3 & Q4 were 37% Faulty Apparatus and 22% contaminants such as dust or steam.

Actions

SFRS continue to monitor Unwanted Fire Alarm Signals calls and our Fire Safety Enforcement Officers are working closely with premises to reduce further incidents. This includes discussing technological, procedural and management solutions in order to prevent future Unwanted Fire Alarm Signals incidents. From 1st of July 2023, SFRS will no longer attend Fire Alarms at retail premises, education or commercial properties. SFRS will continue to attend where there is a sleeping risk such as hotels and hostels. SFRS will continue to attend Fire Alarms in hospitals, care homes and all residential dwelling properties. SFRS have fully engaged with



YTD ward ave. for East Lothian - 101	2018/19	2019/20	2020/21	2021/22	2022/23	Sparklines
East Lothian	496	531	456	543	603	
Musselburgh	165	146	130	145	155	
Preston, Seton & Gosford	38	54	41	68	58	
Tranent, Wallyford & Macmerry	78	66	67	76	104	
North Berwick Coastal	80	86	58	80	79	
Haddington & Lammermuir	84	119	92	100	130	
Dunbar & East Linton	51	60	68	74	77	

Appendix 1

East Lothian Prevention & Protection Activities

1st October 2022 – 31st March 2023

Fire Safety Enforcement Audits

The Scottish Fire and Rescue Service (SFRS) is the enforcing authority for the Fire Scotland Act 2005 and Fire Safety Regulations 2006. The act applies to specific non-domestic premises and requires duty holders to comply with relevant aspects of the Act and Regulations. SFRS responsibilities as the enforcing authority are captured within an Enforcement Framework. The Framework identifies and assigns priority to premises type with those premises deemed as higher risk given priority for auditing purposes. Premise providing sleeping accommodation such as hospitals, care homes, houses of multiple occupation, hostels and hotels receive an annual audit. Other premises that are subject to audit but deemed lower risk will be visited every three or five years. Within East Lothian we have one Officer who plans and carries out these duties. The Officer is also available to provide Fire Safety advice, consulting with partners such as Local Authority Building control functions and the wider public with Fire Scotland Act 2005 responsibilities.

EAST LOTHIAN AUDITS 22/23	OCT- MARCH	YTD
	67	116

Home Fire Safety Visits

The delivery of Home Fire Safety Visits (HFSVs) is the corner stone of the SFRS Community Safety Engagement framework. By visiting households to provide fire safety advice and smoke alarms, the numbers of dwelling fires and casualties will be reduced. Requests for HFSVs are generated in several ways, including self-referral, SFRS partners referring and visits carried out after SFRS have attended a domestic fire incident. This is known as Post Domestic Incident Response (**PDIR**), offering a HFSV to the properties and occupants impacted directly by the fire and the wider neighbourhood area.

When a HFSV is generated, the risk within the property is calculated by asking the occupant a number of specific questions. The outcome will be either, High, Medium or Low risk. This outcome determines priority in relation to carrying out the visit and the frequency for future re-visits. The table below highlights the number of visits carried out in East Lothian for this reporting period.

EAST LOTHIAN	HIGH	MEDIUM	LOW	TOTALS	PREV QRTs 22/23	YTD
Ward						
Dunbar & East Linton	9	13	4	26	NA	14
Fa'side	11	20	11	42		41
Hadd & Lammermuir	8	11	7	26		23
Musselburgh East & Carberry	15	26	22	63		46
Musselburgh West	14	22	6	42		41

North Berwick Coastal	10	15	6	31		21
Preston/Seaton/Gosford	17	29	15	61		42
TOTALS	106	85	37	291	228	529

Home Fire Safety Referrals

The table below details how HFSVs were generated.

Post Domestic Incident Response (PDIR)	65	
East Lothian Community Access Team	12	
Care & Repair	4	
NHS	10	
East Lothian Housing	5	
Police Concern	2	
Self-referral	101	
EMPPPO	3	
Social Services	16	
Women's Aid East & Mid	5	
Other	68	
Total	291	

Partnership Working/Youth Engagement

Bonfire period

In preparation for bonfire activities in November, our Community Action Team (CAT) delivered Halloween and Bonfire Safety presentations to all Primary and Secondary schools within East Lothian, with all schools provided with Bonfire safety poster's and leaflets.

This had a positive impact on activity with SFRS responding to only 6 deliberate fires during the period 31st October to 8th November. All fires involved refuse or grass/woodland.

Fire Safety Support and Education (FSSE)

SFRS regularly engage with Children and Youths to discourage fire-related anti-social behaviour. This is very successful, however, on occasion we have to undertake additional actions and interventions. Our FSSE policy procedure is used to engage with those individuals who demonstrate an unsafe or concerning interest in fire or have been involved in fire-related antisocial behaviour. Such individuals are normally referred to us via Police Scotland. SFRS have trained members of staff, Fire Safety Advisors (FSAs) who carry out one-one discussion(s) with individuals, highlighting the dangers and consequences of such behaviour. Within the report period, SFRS dealt out..... FSSE individuals

Safeguarding

During this period our teams continued to identify and refer adults at risk of harm and/or in need of support. This has resulted in..... referrals being processed to Social Services.

Partner agencies have also requested..... Enhanced Home Fire Safety Visits through Police concern reports or direct requests from social services.

Other Work Completed or In Progress

Our Local Community Action Team have also been involved with delivery and promotion of the following initiatives during the reporting period;

- Bonfire
- Older/Vulnerable persons
- Festive Safety
- Safety at Home
- Cooking Safety
- Fire & Alcohol
- Grass & Wildland Fires

The Local CAT attends various multi-agency forums within East Lothian. This includes Multi-Agency Risk Assessment Conferences (MARAC). We have also been working with partners across the LA area to ensure that we meet our Corporate Parenting responsibilities

Reducing Unwanted Fire Alarm Signals

As reported previously, SFRS introduce changes to the way we respond to the above incident type from 1st July 2023. Full information can be accessed using the link below.



[Scottish Fire & Rescue Service: Unwanted Fire Alarm Signals \(UFAS\) \(firescotland.gov.uk\)](https://firescotland.gov.uk)