



LOCAL PLAN PERFORMANCE REPORT

FOR EAST LoTHIAN



SCOTTISH
FIRE AND RESCUE SERVICE
Working together for a safer Scotland

Quarter 1 and 2 Report, 1st April – 30th September, 2022

**Working together
for a safer Scotland**



DISCLAIMER

The figures included in this report are provisional and subject to change as a result of quality assurance and review. The statistics quoted are internal management information published in the interests of transparency and openness.

The Scottish government publishes Official Statistics each year which allow for comparisons to be made over longer periods of time.



CONTENTS	PAGE
1 Introduction	3
2 Performance Summary	4
3 Progress on local fire & rescue plan priorities	
<i>Local Risk Management and Preparedness</i>	5
<i>All accidental dwelling fires</i>	7
<i>All fire casualties (fatal & non-fatal (incl. p/c's))</i>	9
<i>All deliberate fires excl. dwellings</i>	11
<i>Special Service - RTCs</i>	13
<i>Special Service Casualties - All</i>	15
<i>False Alarm - UFAs</i>	17
4 Appendices	
5 Glossary	

Introduction

This performance report provides information on our prevention, protection and operational response activities within East Lothian for Quarter 1 and 2 of 2022-23 (1st April – 30th September 2022) including information on the year to date figures.

The Scottish Government provides an overarching vision for public services. This vision supported by 11 National Outcomes, which demonstrate commitment to creating a more successful country, with opportunities for all of Scotland to flourish, through increasing sustainable growth. The Scottish Fire and Rescue Service (SFRS) can make a significant contribution to improving these outcomes for East Lothian by contributing to the Community Planning arrangements across the area.

The national priorities for the SFRS are set out in the Fire and Rescue Framework for Scotland. The SFRS Strategic Plan 2019-2022 outlines how the SFRS will deliver against these priorities and the outcomes against which this delivery can be measured.

The priorities contained within the Local Fire and Rescue Plan for East Lothian 2021 contribute towards the priorities within the Single East Lothian Plan.

The aims of the local Fire & Rescue Service in East Lothian are to reduce fire deaths and to reduce injuries from fire and other emergencies in the community. We aim to achieve this by working in partnership, being pro-active and targeting our prevention and protection activities to where they are required, based on evidence.

The Local Fire and Rescue Plan for East Lothian 2021 identifies the following five objectives as the main focus for service delivery locally:

Local Priorities:

- As part of a Community Partnership approach, we will make people safer in their homes.
- We will promote Community Resilience whilst contributing to improved outcomes for people involved in non-fire emergencies.
- Together with our Community Partners, we will contribute to making roads in East Lothian safer.
- As part of a Community Partnership, we will challenge anti-social behaviour.
- In partnership, we will aim to reduce the occurrence and impact of Unwanted Fire Alarm Signals.

Area Commander Hilary Sangster

Local Senior Officer for Midlothian, East Lothian and the Scottish Borders.

hilary.sangster@firescotland.gov.uk

Performance Summary

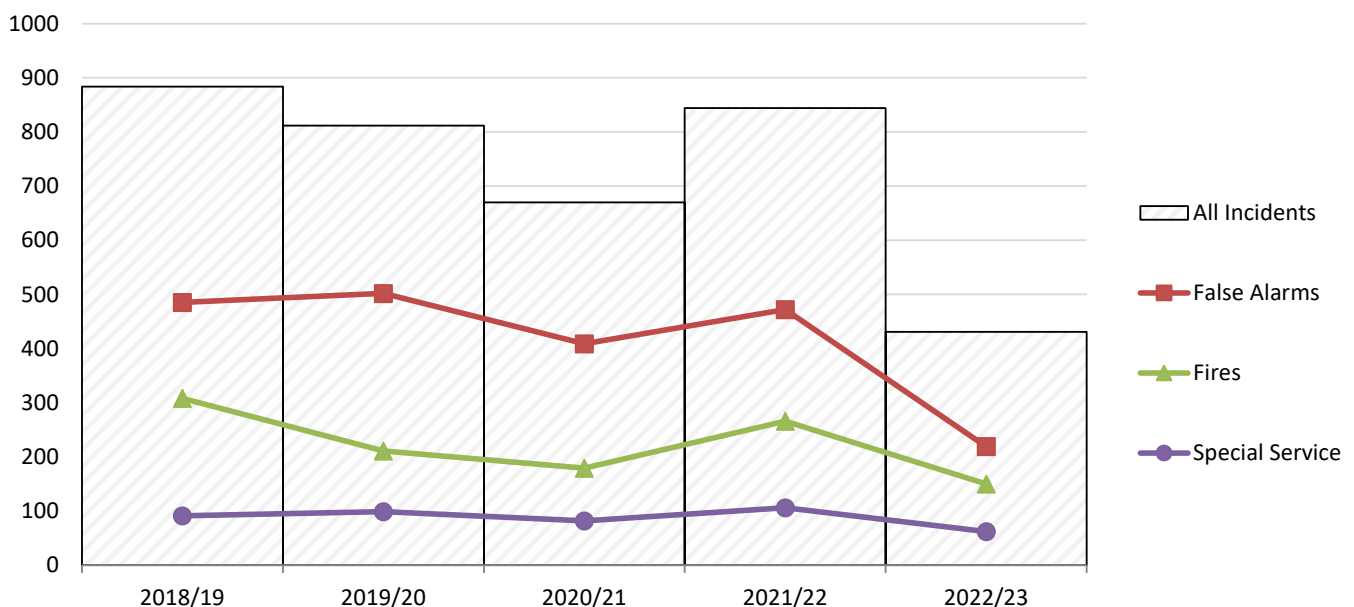
We measure how well we are meeting our priorities using 6 key indicators, depicted below

Key performance indicator	Apr to (& incl.) Sep					RAG rating
	2018/19	2019/20	2020/21	2021/22	2022/23	YTD
All accidental dwelling fires	37	23	20	41	26	●
All fire casualties (fatal & non-fatal (incl. p/c's))	4	3	3	4	5	◆
All deliberate fires excl. dwellings	170	116	90	153	160	▲
Special Service - RTCs	24	16	11	18	23	◆
Special Service Casualties - All	33	19	15	15	19	◆
False Alarm - UFAs	252	289	218	262	296	◆

RAG rating - KEY		
◆	RED DIAMOND	10% higher than the previous YTD period, or local target not achieved.
▲	YELLOW TRIANGLE	Up to 9% higher than the previous YTD period, or local target not achieved.
●	GREEN CIRCLE	Equal to or improved upon the previous equivalent quarter (or YTD period), or local target achieved.

Note
<p>Quarterly comparison RAG Rating = the reporting period compared to the average of the three previous quarterly reporting periods. Year to Date RAG Rating = the cumulative total of all quarterly performance in current year compared to cumulative total of all quarterly performance in previous year.</p>
Incident Overview
<p>Year to date (1st April 2022 – 30th September 2022), the SFRS, responded to 431 incidents in East Lothian.</p>

The chart below illustrates incidents YTD attended within East Lothian council over the last 5 fiscal years



Progress on local fire & rescue plan priorities

Local Risk Management and Preparedness

The Service must identify, prioritise and plan to meet the risks in each local community.

We said we would:

- train our staff to deal with our local risks
- gather and analyse risk information
- work with partners to mitigate risks
- deal with major events

Train our staff to deal with our local risks

All of our operational staff undertake routine and risk specific skill acquisition and maintenance training.

Gather and analyse risk information

All of our operational staff gather and analyse local risk information and operational intelligence, used in our preparations to resolve incidents.

We conduct Post Incident Debriefs to identify any lessons that can be learned from our preparedness and response to emergency events.

We use Urgent Operational Intelligence Briefings to inform our operational staff of any safety critical information.

Work with partners to mitigate risks

We continue to be an active member of the East Local Resilience Partnership.

We share information with local authority partners and other key stakeholders (e.g. Police Scotland) to ensure emergency event risks are mitigated.

Deal with major events

There were no major fire events or significant emergency events in this reporting period.



Reduction of 'All accidental dwelling fires'

Accidental dwelling fires can have devastating effects on our community. The SFRS is committed to keeping people safe in their homes. We share information with partners to make sure that the right people get the right information they need, particularly those who are vulnerable due to age, isolation or addiction. Reduction of Accidental Dwelling Fires contributes to The Single East Lothian Plan.

Results

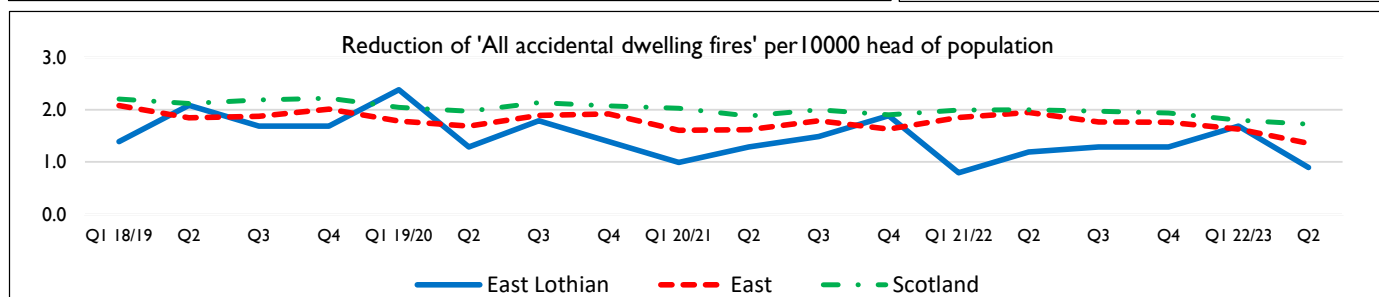
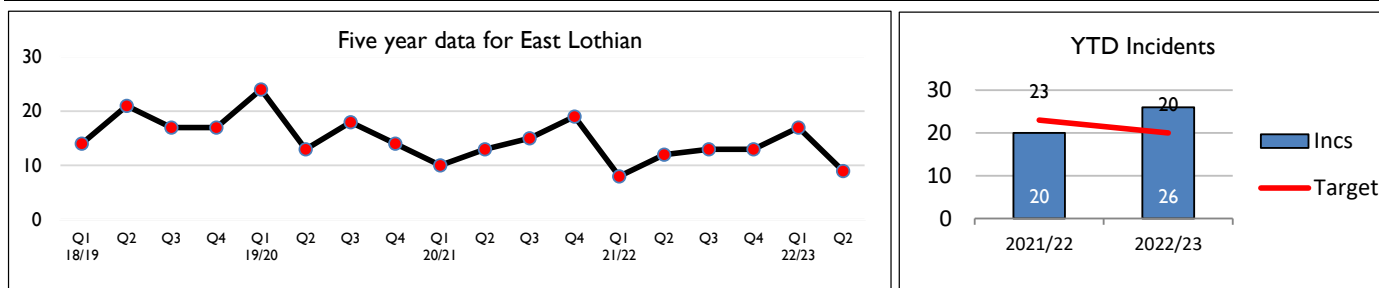
We aim to reduce Accidental Dwelling Fires in East Lothian by contributing towards the SFRS target of 10% reduction per year, over a three-year rolling period. During this quarter, we responded to 26 Accidental Dwelling Fires, which is an increase of 6 incidents compared with the same period last year. The long-term trend based upon incidents/10,000 population shows East Lothian performing below of the Scottish and East Service Delivery Area trend lines.

Reasons

Of the 26 accidental dwelling fires attended, 14 occurred in single occupancy households. The main cause of fire is cooking (46%). 12 of the 26 fires had no fire damage, 10 fires were limited to the first item ignited and/or confined to the room where the fire started and therefore, relatively minor in nature. It is clear from this evidence to continue to target those mostly at risk in single occupancy households and to ensure those properties have working smoke detection. Unfortunately, 10 of the 26 domestic properties did not have working smoke alarms fitted.

Actions

During this reporting period, 228 Home Fire Safety Visits were carried out within East Lothian. SFRS continue to work in partnership to educate and inform people about fire and safety, in the home. Appendix I 'East Lothian Prevention & Protection Activities' provides further details on our prevention activities.



YTD ward ave. for East Lothian - 4	2018/19	2019/20	2020/21	2021/22	2022/23	Sparklines
East Lothian	37	23	20	41	26	
Musselburgh	10	6	6	7	10	
Preston, Seton & Gosford	4	6	5	9	3	
Tranent, Wallyford & Macmerry	6	5	1	7	3	
North Berwick Coastal	7	1	2	8	1	
Haddington & Lammermuir	7	5	5	8	6	
Dunbar & East Linton	3	0	1	2	3	

Reduction of 'All fire casualties (fatal & non-fatal (incl. p/c's))'

Fire casualty and fatality rates provide an indication of the amount of serious, life-threatening injuries that occur due to fire. This can indicate not only the success of SFRS in reducing the number of life risk fires through community fire safety and similar activities, but also their success in response activity in saving lives.

Results

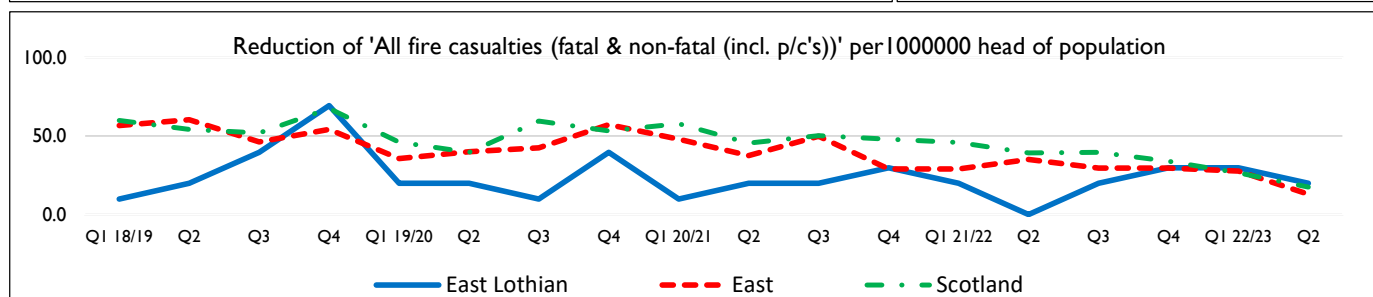
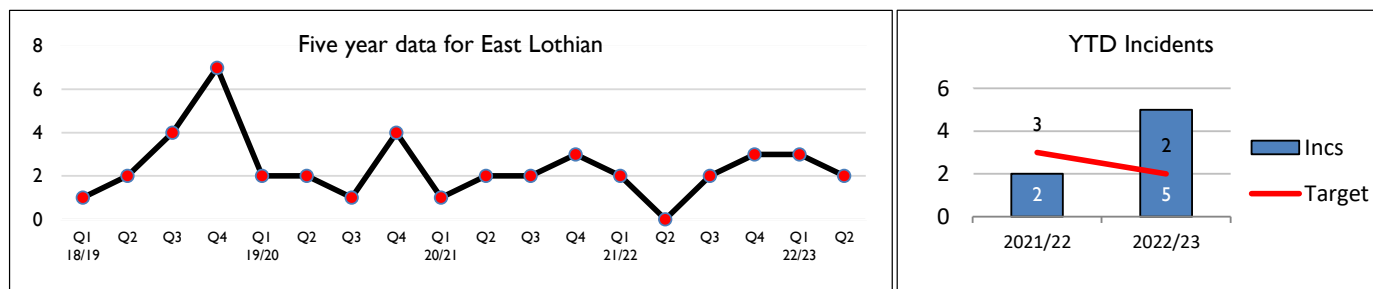
Sadly, there was 1 fire fatality in the 6-month reporting period as a result of a Road Traffic Collision. We aim to reduce Fire Casualties in East Lothian each per year, which contributes towards the SFRS target of reducing Fire Casualties by 5% per year, over a three-year rolling period. In this reporting period, SFRS dealt with 4 casualties in residential properties. The figures show an increase of 3 when compared with the same reporting period last year. The long-term trend based upon casualties/10,000 population shows East Lothian is performing level with the Scottish average.

Reasons

Historically East Lothian has low numbers of casualties from fires and the trend remains low.

Actions

During this reporting period, 228 Home Fire Safety Visits were carried out. We continue to work with our partners in East Lothian Council and seek opportunities with social work and NHS to target those most vulnerable and at risk from fire. In response, we received 52 Home fire safety visit referrals from partners. We have provided 13 referrals for support to partner agencies. Appendix 1 'East Lothian Prevention & Protection Activities' provides further details on current activities.



YTD ward ave. for East Lothian - I	2018/19	2019/20	2020/21	2021/22	2022/23	Sparklines
East Lothian	4	3	3	4	5	
Musselburgh	1	0	0	1	2	
Preston, Seton & Gosford	0	2	0	2	1	
Tranent, Wallyford & Macmerry	0	0	1	0	0	
North Berwick Coastal	2	0	1	0	0	
Haddington & Lammermuir	1	1	1	1	1	
Dunbar & East Linton	0	0	0	0	1	

Reduction of 'All deliberate fires excl. dwellings'

Historically deliberate fire setting has not been a significant problem for the SFRS in East Lothian, however recent years have shown a distinct increase in this activity and there is a close link between deliberate secondary fires and other forms of anti-social behaviour. In the main, deliberate fires are secondary fires categorised into refuse/bins, grassland or derelict buildings incidents. Reduction of Deliberate Fire Setting contributes to the Single East Lothian Plan.

Results

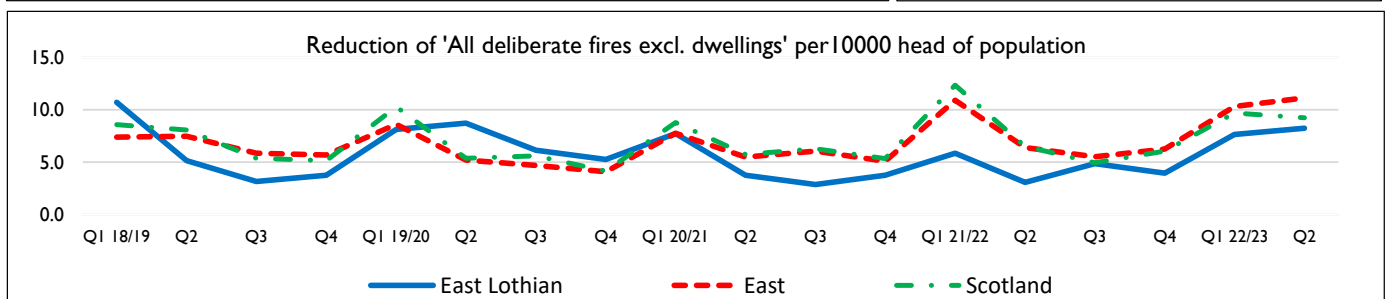
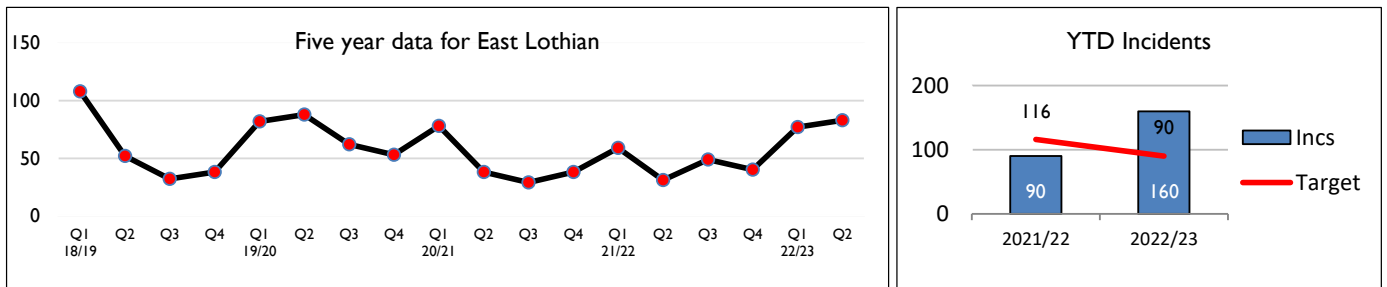
There were 160 deliberate fires within the reporting period, which is a increase of 70 when compared to the same period last year. The long-term trend based upon incidents/10,000 population shows East Lothian performing below both the Scottish and East Service Delivery Area trend line.

Reasons

Of the 170 deliberate fire incidents, 96 (56%) of incidents were 'deliberate secondary fires' mainly, waste or scrubland, wood or crop; 21 primary fire incidents involving trees; 28 involved refuse/bins including wheelie bins and recycling bins; 10 incidents involved vehicles.

Actions

The SFRS continue to work with our Partners and any emerging themes are managed in Partnership with relevant intervention and prevention activities carried out. Various on-going preventative activities have been undertaken throughout the year targeting the issue of deliberate fire-raising. This includes various youth engagement events, thematic actions, information sharing/visits to schools and other partnership work.



YTD ward ave. for East Lothian - 27	2018/19	2019/20	2020/21	2021/22	2022/23	Sparklines
East Lothian	170	116	90	153	160	
Musselburgh	26	48	24	42	25	
Preston, Seton & Gosford	41	20	11	34	30	
Tranent, Wallyford & Macmerrie	49	18	37	26	49	
North Berwick Coastal	7	4	3	7	2	
Haddington & Lammermuir	32	11	8	31	24	
Dunbar & East Linton	15	15	7	13	30	

Reduction of 'Special Service - RTCs'

While much of this risk is out with the control of SFRS, responding to Non-Fire Emergencies such as Road Traffic Collisions is a key part of our intervention activities. The SFRS is committed to working with partners and other stakeholders to drive continuous improvement in this area. Reduction of Casualties from Non-Fire Emergencies contributes to the Single East Lothian Plan, number of people killed or seriously injured in road accidents.

Results

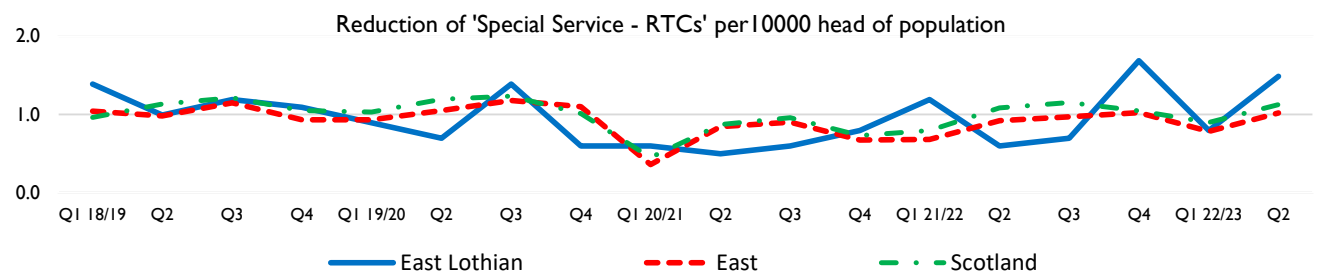
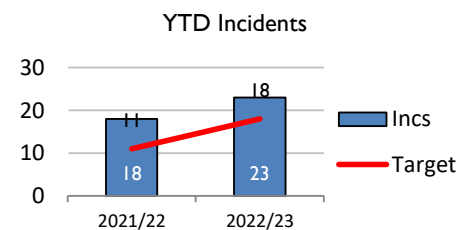
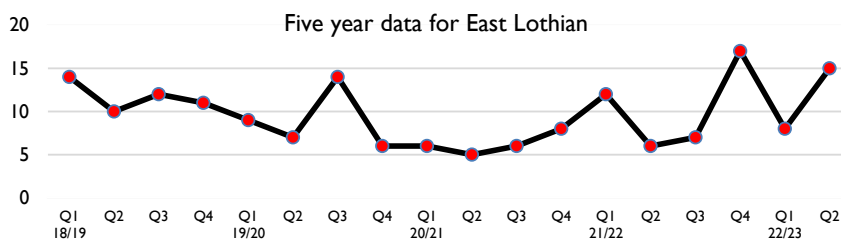
We attended 23 Road Traffic Collisions during this period, which is an increase of 5 when compared with the same reporting period last year. Per 10,000 head of population, East Lothian is performing above the Scottish and East Service Delivery area trend lines.

Reasons

The SFRS only attend those RTC's they are requested to attend this number does not reflect the total number within East Lothian.

Actions

The SFRS is a member of a multi-agency approach to reducing Road Traffic Collision's and the associated casualties and fatalities. The continued delivery of Tomorrow's Driver programme targeting young people is an excellent partnership approach to reducing road traffic collisions.



YTD ward ave. for East Lothian - 4	2018/19	2019/20	2020/21	2021/22	2022/23	Sparklines
East Lothian	24	16	11	18	23	
Musselburgh	3	6	2	2	2	
Preston, Seton & Gosford	3	4	1	0	3	
Tranent, Wallyford & Macmerry	5	2	1	1	2	
North Berwick Coastal	6	0	0	4	3	
Haddington & Lammermuir	1	3	1	4	8	
Dunbar & East Linton	6	1	6	7	5	

Reduction of 'Special Service Casualties - All'

While much of this risk is out with the control of SFRS, responding to Non-Fire Emergencies is a key part of our intervention activities. The SFRS is committed to working with partners and other stakeholders to drive continuous improvement in this area. Reduction of Casualties from Non-Fire Emergencies contributes to the Single East Lothian Plan.

Results

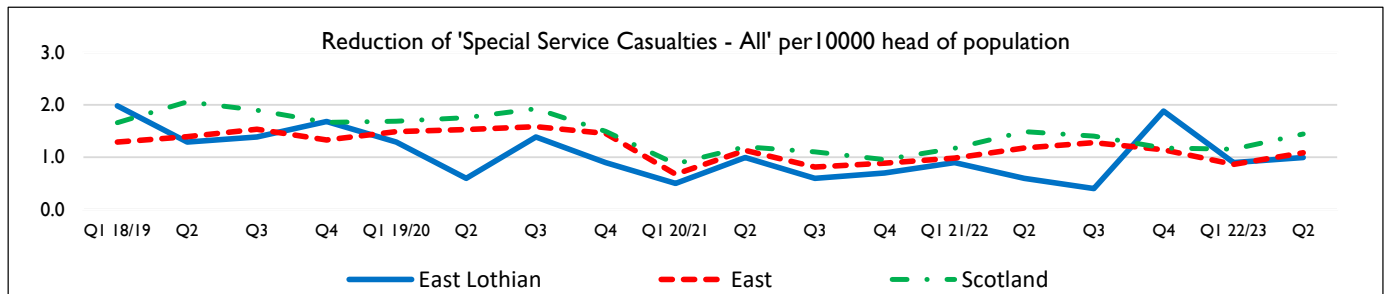
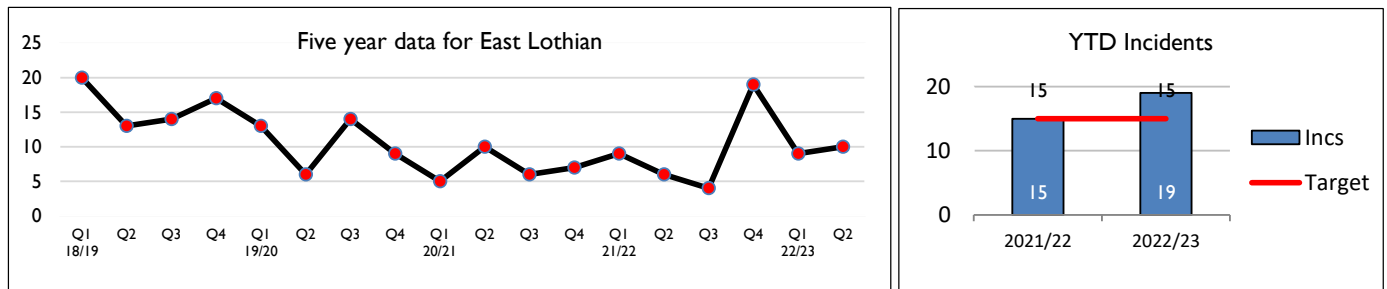
We attended special service incident types in the last quarter with a total of 19 casualties (3 fatal and 16 non-fatal casualties). This is an increase of 4 special service casualties when compared with the same reporting period last year. Per 10,000 head of population, East Lothian is performing below the Scottish and East Service Delivery area trend lines.

Reasons

There were 2 fatal casualties from co-responding or assisting other agencies incidents. There were 16 non-fatal casualties (11 from RTC incidents and 1 from a light aircraft crash).

Actions

The SFRS in East Lothian will continue to respond to the communities needs in terms of other non-fire emergencies with the overall objective of reducing casualty and fatality rates within East Lothian.



YTD ward ave. for East Lothian - 3	2018/19	2019/20	2020/21	2021/22	2022/23	Sparklines
East Lothian	33	19	15	15	19	
Musselburgh	2	7	5	1	2	
Preston, Seton & Gosford	4	2	0	3	2	
Tranent, Wallyford & Macmerry	3	2	1	0	2	
North Berwick Coastal	10	4	0	1	1	
Haddington & Lammermuir	3	3	1	4	7	
Dunbar & East Linton	11	1	8	6	5	

Reduction of 'False Alarm - UFAs'

Unwanted Fire Alarm Signals (UFAS) are defined as incidents where an automated fire alarm system activates and results in the mobilisation of SFRS resources, when the reason for that alarm turns out to be connected with faulty or defective alarm equipment. The SFRS is committed to working with partners and other stakeholders to reduce Unwanted Fire Alarm Signals.

Results

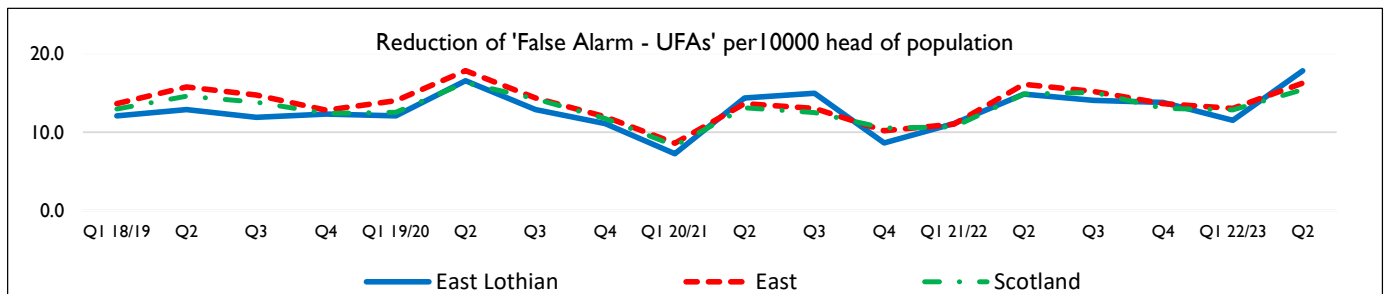
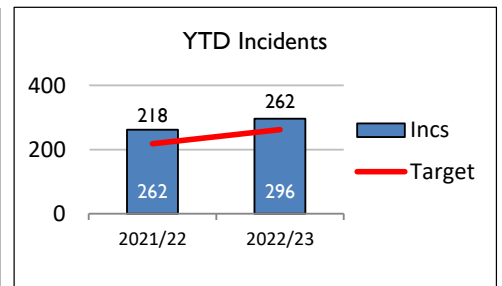
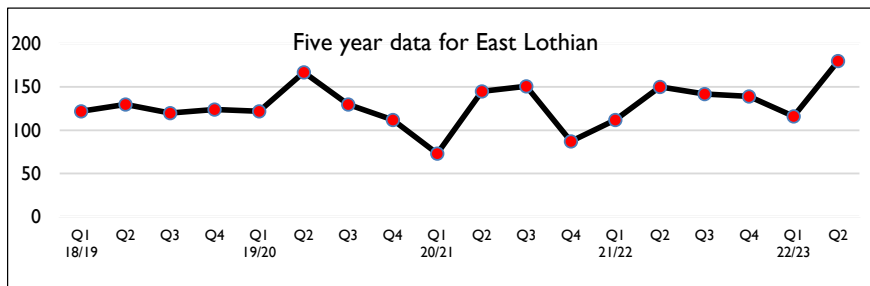
SFRS attended 296 Unwanted Fire Alarm Signals incidents during this reporting period, which is an increase of 34 incidents when compared to the same reporting period last year. East Lothian trend line was performing below the Scotland and the East delivery area trendline in Q1 but in Q2, the trend line was above both East and Scottish average.

Reasons

Unwanted Fire Alarm Signals were caused by the following: 31% faults, 13% due to contaminants (dust/insects/steam/aerosol) and 13% faulty apparatus.

Actions

We continue to monitor Unwanted Fire Alarm Signals calls and our Fire Safety Enforcement Officers work closely with premises to reduce further incidents. This includes discussing technological, procedural and management solutions in order to prevent future Unwanted Fire Alarm Signals incidents. In East Lothian, we are currently engaging with various premises giving advice to prevent further occurrences. Note: Appendix I 'East Lothian Prevention & Protection Activities' provides further details.



YTD ward ave. for East Lothian - 49	2018/19	2019/20	2020/21	2021/22	2022/23	Sparklines
East Lothian	252	289	218	262	296	
Musselburgh	71	72	55	79	80	
Preston, Seton & Gosford	19	29	23	28	19	
Tranent, Wallyford & Macmerrey	46	36	26	34	55	
North Berwick Coastal	44	45	31	40	39	
Haddington & Lammermuir	45	71	53	48	63	
Dunbar & East Linton	27	36	30	33	40	

Appendix 1

East Lothian Prevention & Protection Activities

Quarter 1: 1st April– 30th Sept 2022

Fire Safety Enforcement Audits

The Scottish Fire and Rescue Service (SFRS) is the enforcing authority for the Fire Scotland Act 2005 and Fire Safety Regulations 2006. The act applies to specific non-domestic premises and requires duty holders to comply with relevant aspects of the Act and Regulations. SFRS responsibilities as the enforcing authority are captured within an Enforcement Framework. The Framework identifies and assigns priority to premises type with those premises deemed as higher risk given priority for auditing purposes. Premise providing sleeping accommodation such as hospitals, care homes, houses of multiple occupation, hostels and hotels receive an annual audit. Other premises that are subject to audit but deemed lower risk will be visited every three or five years. Within East Lothian we have one Officer who plans and carries out these duties. The Officer is also available to provide Fire Safety advice, consulting with partners such as Local Authority Building control functions and the wider public with Fire Scotland Act 2005 responsibilities.

EAST Lothian AUDITS 22/23	APRIL- SEPT	YTD
	49	49

Home Fire Safety Visits

The delivery of Home Fire Safety Visits (HFSVs) is the corner stone of the SFRS Community Safety Engagement framework. By visiting households to provide fire safety advice and smoke alarms, the numbers of dwelling fires and casualties will be reduced. Requests for HFSVs are generated in several ways, including self-referral, SFRS partners referring and visits carried out after SFRS have attended a domestic fire incident. This is known as Post Domestic Incident Response (**PDIR**), offering a HFSV to the properties and occupants impacted directly by the fire and the wider neighbourhood area.

When a HFSV is generated, the risk within the property is calculated by asking the occupant a number of specific questions. The outcome will be either, High, Medium or Low risk. This outcome determines priority in relation to carrying out the visit and the frequency for future re-visits. The table below highlights the number of visits carried out in East Lothian for this reporting period.

EAST Lothian	HIGH	MEDIUM	LOW	TOTALS	PREV QRTs 22/23	YTD
Ward						
Dunbar & East Linton	10	3	1	14	NA	14
Fa'side	20	16	5	41		41
Hadd & Lammermuir	16	5	2	23		23
Musselburgh East & Carberry	22	17	7	46		46
Musselburgh West	11	16	14	41		41

North Berwick Coastal	12	7	2	21		21
Preston/Seaton/Gosford	15	21	6	42		42
TOTALS	106	85	37	228	NA	228

Home Fire Safety Referrals

The table below details how HFSVs were generated.

Post Domestic Incident Response (PDIR)	42	
East Lothian Community Access Team	15	
Care & Repair	3	
NHS	10	
East Lothian Housing	3	
Police Concern	3	
Self-referral	134	
EMPPO	3	
Social Services	10	
Women's Aid East & Mid	5	
Total	228	

Partnership Working/Youth Engagement

During this reporting period the Community Action Team (CAT) has been closely working with Primary and Secondary schools on various safety and engagement topics including fire safety, water safety, & road safety. In addition to this we have worked closely with council and education services to provide engagement informing young people of the role of the fire service and how to perform CPR. Education and discussion around new smoke detector legislation and fire safety for older members of the community has also been carried out.

Safeguarding

During this period our teams continued to identify and refer adults at risk of harm and/or in need of support. This has resulted in **13** referrals being processed to Social Services.

Partner agencies have also requested **2** Enhanced Home Fire Safety Visits through Police concern reports or direct requests from social services.

Other Work Completed or In Progress

Our Local Community Action Team have also been involved with delivery and promotion of the following initiatives during the reporting period;

- UN World Drowning Prevention
- World Suicide Prevention
- Gas safety
- Chimney Safety
- Motorbike Safety
- Deaf awareness
- Mental Health
- Hoarding awareness
- Child Safety
- Loneliness awareness

The Local CAT attends various multi-agency forums within East Lothian. This includes Multi-Agency Risk Assessment Conferences (MARAC). We have also been working with partners across the LA area to ensure that we meet our Corporate Parenting responsibilities