



LOCAL PLAN PERFORMANCE REPORT FOR EAST LoTHIAN



**SCOTTISH
FIRE AND RESCUE SERVICE**
Working together for a safer Scotland

Performance Report, 1st October 2021 – 31st March 2022

**Working together
for a safer Scotland**



DISCLAIMER

The figures included in this report are provisional and subject to change as a result of quality assurance and review. The statistics quoted are internal management information published in the interests of transparency and openness.

The Scottish government publishes Official Statistics each year which allow for comparisons to be made over longer periods of time.

Please ensure any external partners in receipt of these reports are aware of this.

CONTENTS	PAGE
1 Introduction	3
2 Performance Summary	4
3 Progress on local fire & rescue plan priorities	
<i>Local Risk Management and Preparedness</i>	5
<i>All accidental dwelling fires</i>	7
<i>All fire casualties (fatal & non-fatal (incl. p/c's))</i>	9
<i>All deliberate fires excl. dwellings</i>	11
<i>Special Service - RTCs</i>	13
<i>Special Service Casualties - All</i>	15
<i>False Alarm - UFAs</i>	17
4 Appendices	
5 Glossary	

Introduction

This performance report provides information on our prevention, protection and operational response activities within the East Lothian for year 2021-2022 (1st October 2021 – 31st March 2022).

The Scottish Government provides an overarching vision for public services. This vision supported by 11 National Outcomes, which demonstrate commitment to creating a more successful country, with opportunities for all of Scotland to flourish, through increasing sustainable growth. The Scottish Fire and Rescue Service (SFRS) can make a significant contribution to improving these outcomes for East Lothian by contributing to the Community Planning arrangements across the area.

The national priorities for the SFRS are set out in the Fire and Rescue Framework for Scotland. The SFRS Strategic Plan 2019-2022 outlines how the SFRS will deliver against these priorities and the outcomes against which this delivery can be measured.

The priorities contained within the Local Fire and Rescue Plan for East Lothian contribute towards the priorities within the East Lothian Plan - Single Outcome Agreement 2013 - 23.

The aims of the local Fire & Rescue Service in East Lothian are to reduce fire deaths and to reduce injuries from fire and other emergencies in the community. We aim to achieve this by working in partnership, being pro-active and targeting our prevention and protection activities to where they are required, based on evidence.

The Local Fire and Rescue Plan for East Lothian identifies the following five priorities as the main focus for service delivery locally:

Local Priorities:

- As part of a Community Partnership approach, we will make people safer in their homes.
- We will promote Community Resilience whilst contributing to improved outcomes for people involved in non-fire emergencies.
- Together with our Community Partners, we will contribute to making roads in East Lothian safer.
- As part of a Community Partnership, we will challenge anti-social behaviour.
- In partnership, we will aim to reduce the occurrence and impact of Unwanted Fire Alarm Signals.

Area Commander Hilary Sangster

Local Senior Officer for East Lothian, Midlothian and the Scottish Borders.

hilary.sangster@firescotland.gov.uk

Performance Summary

We measure how well we are meeting our priorities using 6 key indicators, depicted below

Key performance indicator	Apr to (& incl.) Mar					RAG rating
	2017/18	2018/19	2019/20	2020/21	2021/22	YTD
All accidental dwelling fires	69	69	57	46	70	◆
All fire casualties (fatal & non-fatal (incl. p/c's))	14	9	8	8	6	●
All deliberate fires excl. dwellings	230	285	183	180	242	◆
Special Service - RTCs	55	47	36	25	42	◆
Special Service Casualties - All	67	64	42	28	38	◆
False Alarm - UFAs	518	496	531	456	543	◆

RAG rating - KEY

◆	RED DIAMOND	10% higher than the previous YTD period, or local target not achieved.
▲	YELLOW TRIANGLE	Up to 9% higher than the previous YTD period, or local target not achieved.
●	GREEN CIRCLE	Equal to or improved upon the previous equivalent quarter (or YTD period), or local target achieved.

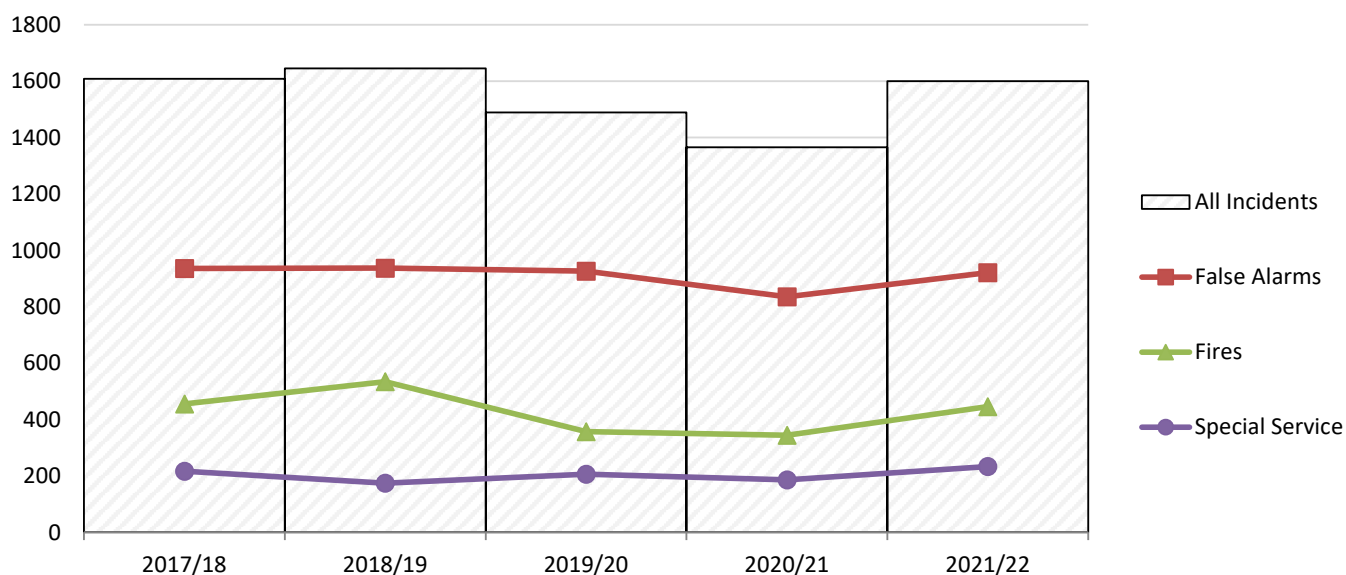
Note

Quarterly comparison RAG Rating = the reporting period compared to the average of the three previous quarterly reporting periods.
Year to Date RAG Rating = the cumulative total of all quarterly performance in current year compared to cumulative total of all quarterly performance in previous year.

Incident Overview

During this financial year to date, SFRS responded to 1600 incidents in East Lothian, an increase of 235 incidents when compared to the YTD figure for 2020-2021.

The chart below illustrates incidents YTD attended within East Lothian council over the last 5 fiscal years



Progress on local fire & rescue plan priorities

Local Risk Management and Preparedness

The Service must identify, prioritise and plan to meet the risks in each local community.

We said we would:

- train our staff to deal with our local risks
- gather and analyse risk information
- work with partners to mitigate risks
- deal with major events

Train our staff to deal with our local risks

All of our operational staff undertake routine and risk specific skill acquisition and maintenance training.

Gather and analyse risk information

All of our operational staff gather and analyse local risk information and operational intelligence, used in our preparations to resolve incidents.

We conduct Post Incident Debriefs to identify any lessons that can be learned from our preparedness and response to emergency events.

We use Urgent Operational Intelligence Briefings to inform our operational staff of any safety critical information.

Work with partners to mitigate risks

We continue to be an active member of the East Local Resilience Partnership. We share information with local authority partners and other key stakeholders (e.g. Police Scotland) to ensure emergency event risks are mitigated.

Deal with major events

There were no major fire events or significant emergency events in this reporting period.

Reduction of 'All accidental dwelling fires'

Accidental dwelling fires can have devastating effects on our community. The SFRS is committed to keeping people safe in their homes. We share information with partners to make sure that the right people get the right information they need, particularly those who are vulnerable due to age, isolation or addiction. Reduction of Accidental Dwelling Fires contributes to the East Lothian Plan - Single Outcome Agreement.

Results

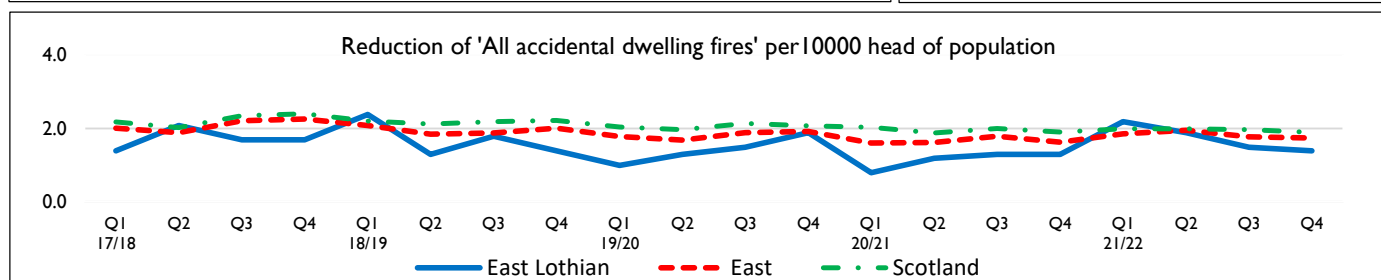
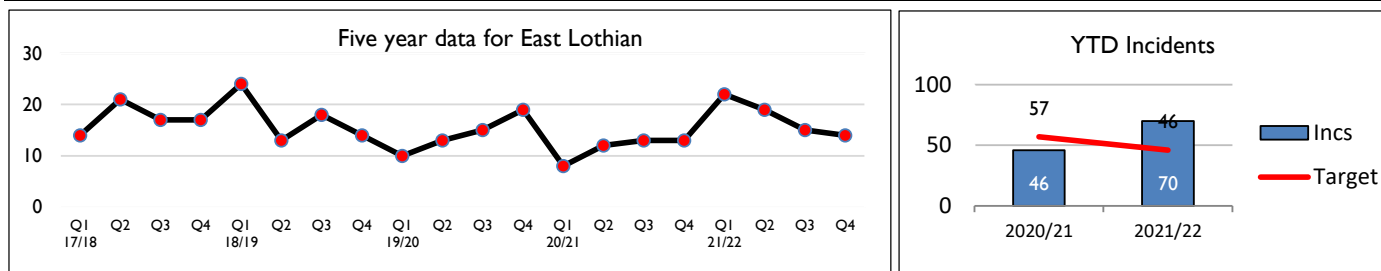
We aim to reduce Accidental Dwelling Fires in East Lothian by contributing towards the SFRS target of 10% reduction per year, over a three-year rolling period. During this period, we responded to 29 Accidental Dwelling Fires, which is a increase of 3 incidents from the same period last year. The long-term trend based upon incidents/10,000 population, East Lothian is performing below the Scottish and East Delivery Area trends.

Reasons

Of these 29 accidental dwelling fires, 59% occurred in single occupancy households. 24% involved the over 65 age category. The main cause of fire was cooking (31%). 86% of the fires had no fire/smoke damage, were confined to the item first ignited or the room where the fire started. Houses involved have benefited from our SFRS Post Domestic Incident Response services. 11 from the 29 (38%) dwellings involved did not have working smoke detectors fitted. It is clear we need to target those at risk in single occupancy households, ensuring those properties have working smoke detection.

Actions

During this reporting period, 349 Home Fire Safety Visits were carried out within East Lothian. A number of initiatives and events aimed at reducing accidental dwelling fires were conducted. Further information is available in Appendix I.



YTD ward ave. for East Lothian - 12	2017/18	2018/19	2019/20	2020/21	2021/22	Sparklines
East Lothian	69	69	57	46	70	
Musselburgh	16	20	14	14	12	
Preston, Seton & Gosford	10	10	11	11	16	
Tranent, Wallyford & Macmerry	12	10	11	1	16	
North Berwick Coastal	13	7	4	4	10	
Haddington & Lammermuir	9	16	11	12	12	
Dunbar & East Linton	9	6	6	4	4	

Reduction of 'All fire casualties (fatal & non-fatal (incl. p/c's))'

Fire casualty and fatality rates provide an indication of the amount of serious, life-threatening injuries that occur due to fire. This can indicate not only the success of SFRS in reducing the number of life risk fires through community fire safety and similar activities, but also their success in response activity in saving lives.

Results

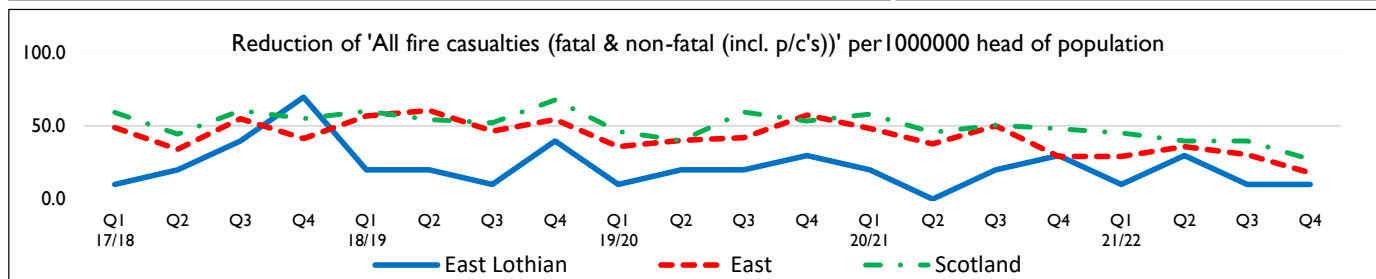
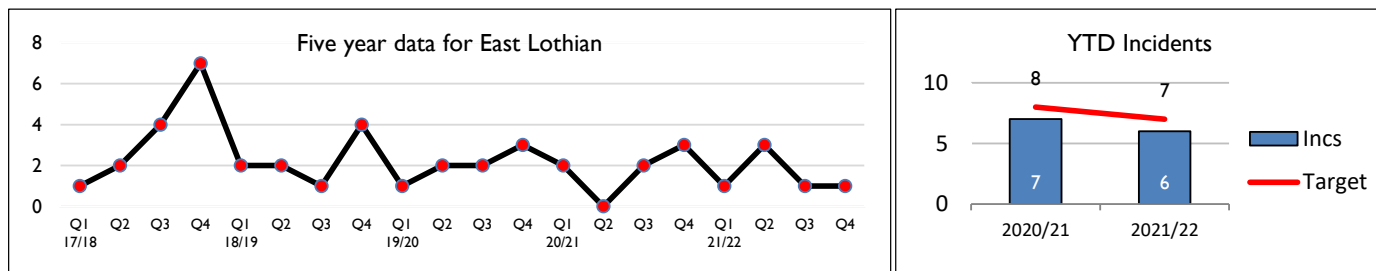
We aim to reduce Fire Casualties in East Lothian each per year, which contributes towards the SFRS target of reducing Fire Casualties by 5% per year, over a three-year rolling period. In this reporting period, SFRS unfortunately dealt with 1 reported fire fatality, and a further 1 non fatal casualty. This is a reduction by 3 when compared with the same reporting period last year. The long-term trend based upon casualties/10,000 population shows East Lothian is performing below the Scottish and East SDA averages.

Reasons

Historically East Lothian has had low numbers of casualties from fires and that trend continues to remain relatively low.

Actions

During this reporting period, 349 Home Fire Safety Visits were carried out within East Lothian. We continue to work with our partners in East Lothian Council and seek opportunities with social work and NHS to target those most vulnerable and at risk from fire.



YTD ward ave. for East Lothian - I	2017/18	2018/19	2019/20	2020/21	2021/22	Sparklines
East Lothian	14	9	8	8	6	
Musselburgh	3	2	0	3	1	
Preston, Seton & Gosford	0	0	2	1	2	
Tranent, Wallyford & Macmerry	4	1	1	1	0	
North Berwick Coastal	2	2	1	1	1	
Haddington & Lammermuir	1	2	2	2	2	
Dunbar & East Linton	4	2	2	0	0	

Reduction of 'All deliberate fires excl. dwellings'

Although deliberate fire setting, historically, has not been a significant problem for the SFRS in East Lothian there has been an increase in recent years and this is closely linked to other forms of anti-social behaviour. In the main, deliberate fires are secondary fires categorised into refuse/bins, grassland or derelict building incidents. Reduction of Deliberate Fire Setting contributes to the East Lothian Plan Single Outcome Agreement.

Results

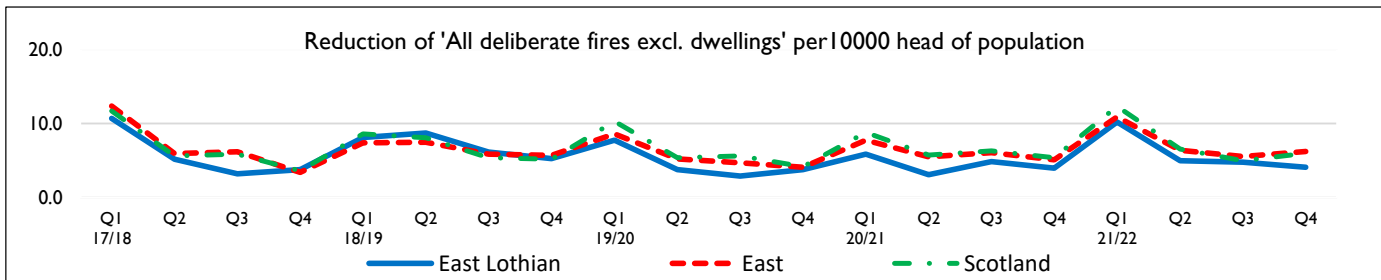
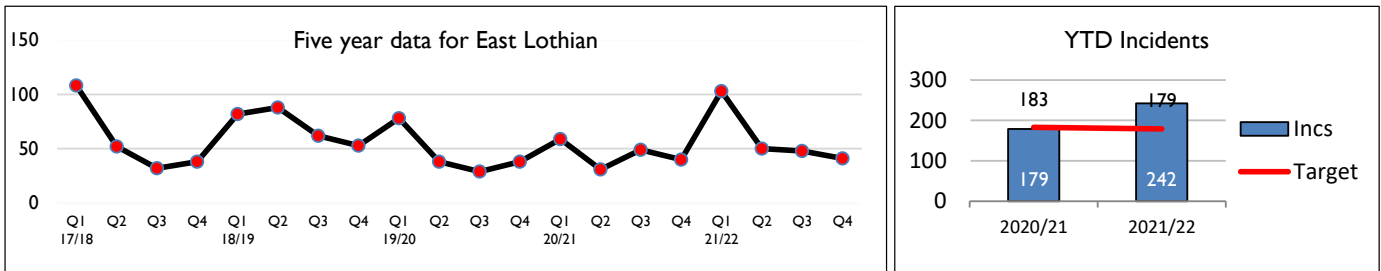
There were 89 deliberate fires during this reporting period.. The areas mostly likely to suffer from this type of fire behaviour are Prestonpans, Tranent, Haddington and Musselburgh. 89 deliberate fire incidents is exactly the same figure when compared with the same reporting period last year. The long-term trend based upon Deliberate Fire Setting /10,000 population identifies East Lothian is performing below the Scottish and East Service Delivery area averages.

Reasons

During the reporting period, there have been 3 deliberate building fires (A derelict commercial building, a Community Centre and a large supermarket shop). The main deliberate fire incident types are grass, scrubland/woodland fires (46%), refuse and bins (19%) and vehicle and caravan fires (10%). The remainder are attributed to miscellaneous deliberate fires in private gardens, on the beach, playground furniture and park areas.

Actions

The SFRS continue to work with our Partners and any emerging themes are managed in Partnership with relevant intervention and prevention activities carried out. Various on-going preventative activities have been undertaken throughout the year targeting the issue of deliberate fire-raising. This includes various youth engagement events, thematic actions, information sharing/visits to schools and other partnership work. Further information is available in Appendix I.



YTD ward ave. for East Lothian - 40	2017/18	2018/19	2019/20	2020/21	2021/22	Sparklines
East Lothian	230	285	183	180	242	
Musselburgh	41	54	67	51	52	
Preston, Seton & Gosford	52	63	31	38	63	
Tranent, Wallyford & Macmerry	70	77	36	54	41	
North Berwick Coastal	2	11	12	6	12	
Haddington & Lammermuir	39	51	17	17	49	
Dunbar & East Linton	26	29	20	14	25	

Reduction of 'Special Service - RTCs'

Whilst much of this risk is out with the control of SFRS alone, responding to Non-Fire Emergencies such as Road Traffic Collisions is a key part of our intervention activities. The SFRS is committed to working with partners and other stakeholders to drive continuous improvement in this area. Reduction of Casualties, number of people killed or seriously injured in road accidents from non-Fire Emergencies contributes to the East Lothian Plan Single Outcome Agreement,

Results

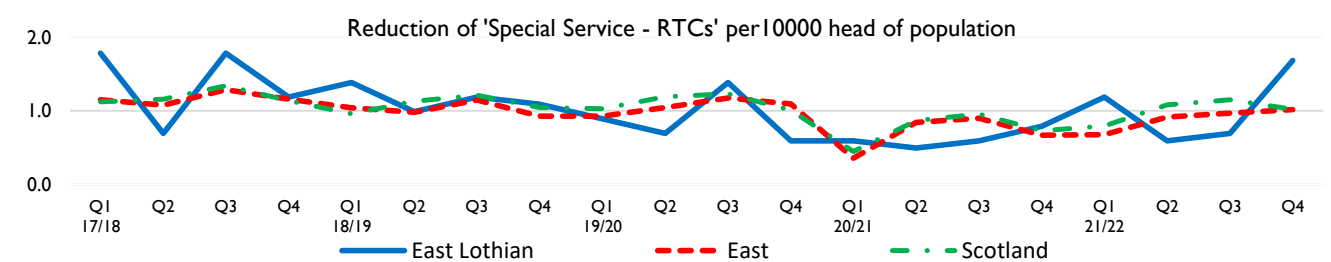
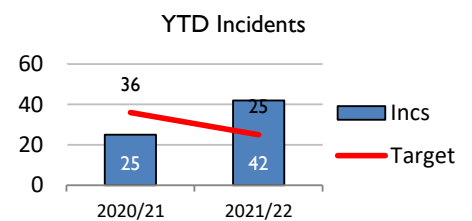
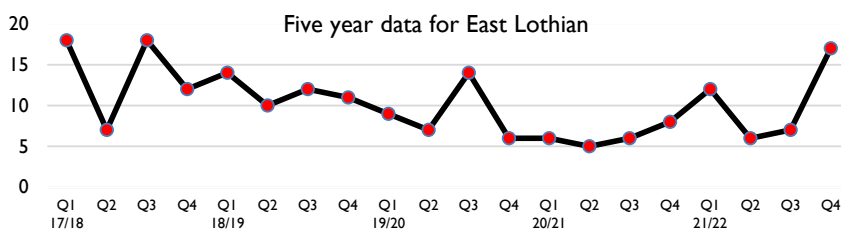
SFRS attended 24 Road Traffic Collisions (RTCs) during this reporting period. This is an increase of 10 incidents when compared with the same reporting period last year. Per 10,000 head of population, East Lothian is performing well above the Scottish and East Service Delivery area trend.

Reasons

The SFRS only attend those RTC's they are requested to attend and this number does not reflect the total number within East Lothian.

Actions

The SFRS continues to be a member of a multi-agency partnership approach to reducing Road Traffic Collision's and the associated casualties and fatalities. The continued delivery of Tomorrow's Driver programme targeting young people is an excellent partnership approach in our drive to reduce road traffic collisions. We continue to seek opportunities to educate local communities in support of reducing the number of RTCs and resulting casualties.



YTD ward ave. for East Lothian - 7	2017/18	2018/19	2019/20	2020/21	2021/22	Sparklines
East Lothian	55	47	36	25	42	
Musselburgh	7	7	7	4	5	
Preston, Seton & Gosford	6	5	5	2	3	
Tranent, Wallyford & Macmerry	13	8	7	4	4	
North Berwick Coastal	9	13	2	0	8	
Haddington & Lammermuir	11	5	6	7	9	
Dunbar & East Linton	9	9	9	8	13	

Reduction of 'Special Service Casualties - All'

Whilst much of this risk is out with the control of SFRS alone, responding to Non-Fire Emergencies is a key part of our intervention activities. The SFRS is committed to working with partners and other stakeholders to drive continuous improvement in this area. Reduction of Casualties from Non-Fire Emergencies contributes to the East Lothian Plan Single Outcome Agreement.

Results

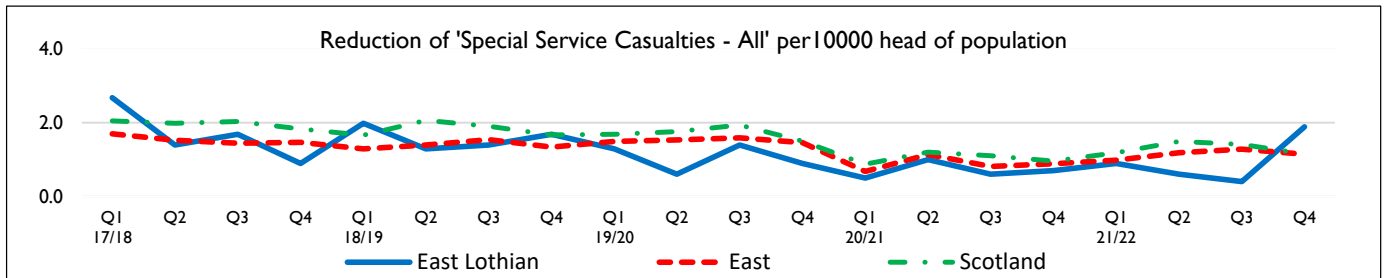
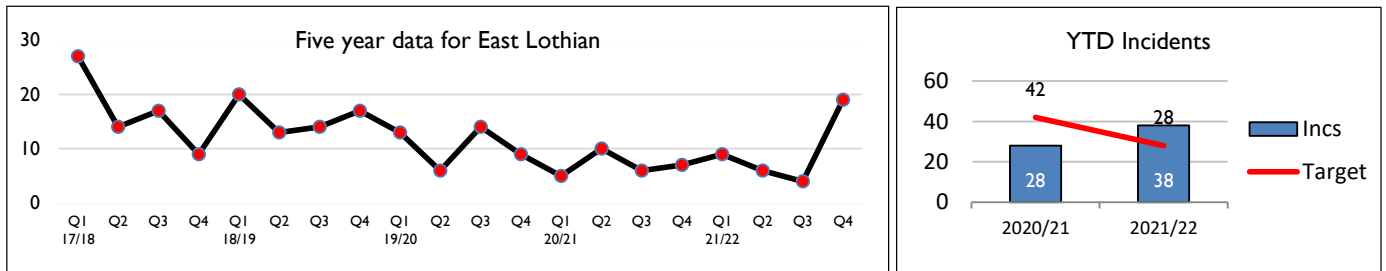
We attended to 23 casualties from special service incident types in East Lothian, which is a increase of 13 when compared with the same period last year. The trend per 10,000 head of population is performing above the Scottish and East service delivery areas averages.

Reasons

We attended RTC's that resulted in 2 fatalities and 7 non-fatal casualties in East Lothian. The SFRS attended a range of other special service incidents including medical response and effecting entry to assist other partner agencies. These incidents have resulted in a further 5 fatalities and 9 non-fatal casualties. As the SFRS continue to assist other agencies the incident figures are likely to continue to increase

Actions

The SFRS is an active member of the wider multi-agency approach to reducing Road Traffic Collision's and the associated casualties and fatalities. The continued delivery of Tomorrow's Driver programme targeting young people is an excellent partnership approach to reducing road traffic collisions. We continue to respond to the communities needs in terms of other non-fire emergencies.



YTD ward ave. for East Lothian - 6	2017/18	2018/19	2019/20	2020/21	2021/22	Sparklines
East Lothian	67	64	42	28	38	
Musselburgh	18	6	11	8	4	
Preston, Seton & Gosford	6	5	6	0	8	
Tranent, Wallyford & Macmerry	8	8	6	4	7	
North Berwick Coastal	10	18	6	2	2	
Haddington & Lammermuir	12	10	4	4	9	
Dunbar & East Linton	13	17	9	10	8	

Reduction of 'False Alarm - UFAs'

Unwanted Fire Alarm Signals (UFAS) are defined as incidents where an automated fire alarm system activates and results in the mobilisation of SFRS resources, when the reason for that alarm turns out to be connected with faulty or defective alarm equipment. The SFRS is committed to working with partners and other stakeholders to reduce Unwanted Fire Alarm Signals.

Results

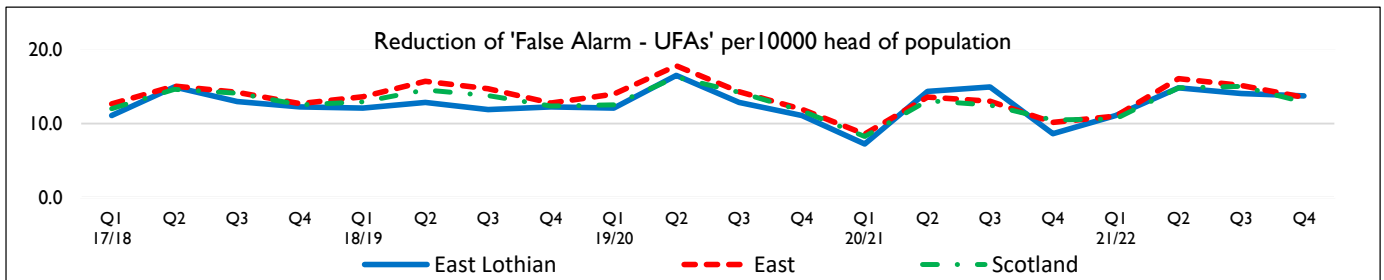
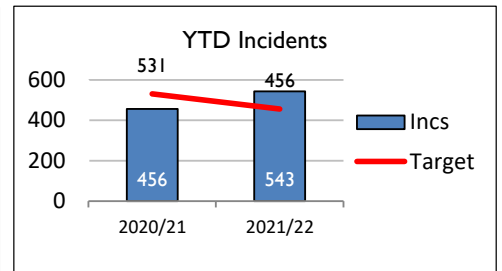
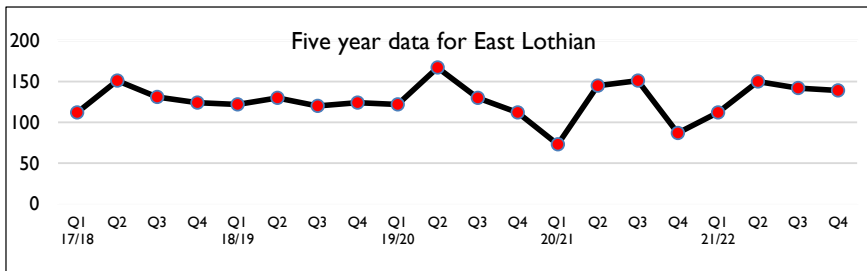
SFRS attended 281 UFAS incidents during this reporting period. This is an increase of 43 incidents compared with the same reporting period last year. East Lothian trend is performing in line with that of Scotland and East Service Delivery area averages.

Reasons

Of the 281 Unwanted Fire Alarm Signals incidents we attended, 81% were caused by system and human errors (Testing, faults, cooking/burnt toast, aerosols etc.), 11% were good intent calls and 8% were malicious.

Actions

We continue to monitor Unwanted Fire Alarm Signals calls and our Fire Safety Enforcement Officers work closely with premises to reduce further incidents. This includes discussing technological, procedural and management solutions in order to prevent future Unwanted Fire Alarm Signals incidents. Appendix I provides further details.



YTD ward ave. for East Lothian - 91	2017/18	2018/19	2019/20	2020/21	2021/22	Sparklines
East Lothian	518	496	531	456	543	
Musselburgh	140	165	146	130	145	
Preston, Seton & Gosford	61	38	54	41	68	
Tranent, Wallyford & Macmerry	88	78	66	67	76	
North Berwick Coastal	67	80	86	58	80	
Haddington & Lammermuir	121	84	119	92	100	
Dunbar & East Linton	41	51	60	68	74	

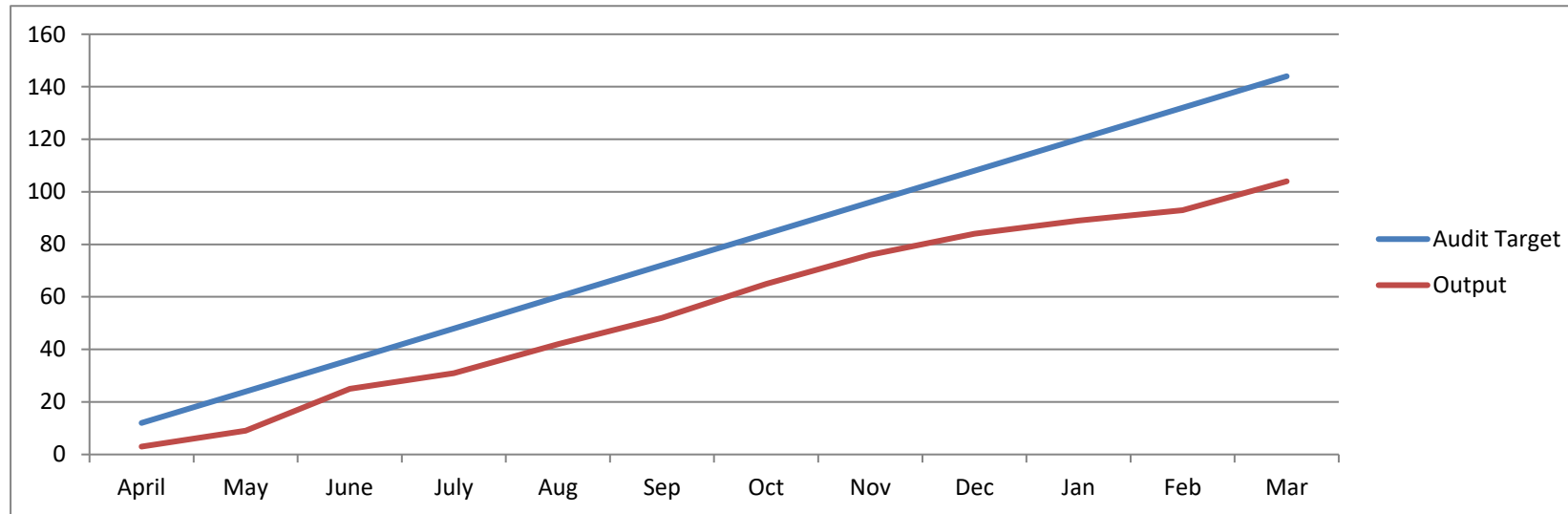
Prevention & Protection Activities

October 1st 2021 – March 31st 2022

Fire Safety Enforcement Audits

The figures represent the audit workloads delivered by the East Lothian Fire Safety Enforcement Officer (FSEO). Following the Scottish Fire and Rescue Service (SFRS) Enforcement Framework, local deployment ensures compliance for relevant premises in terms of the Fire Scotland Act (2005) and associated Fire Safety Regulations. Recovery from COVID 19 restrictions have hampered progress throughout the year. We have ensured all high-risk premises as per enforcement framework, have received an audit.

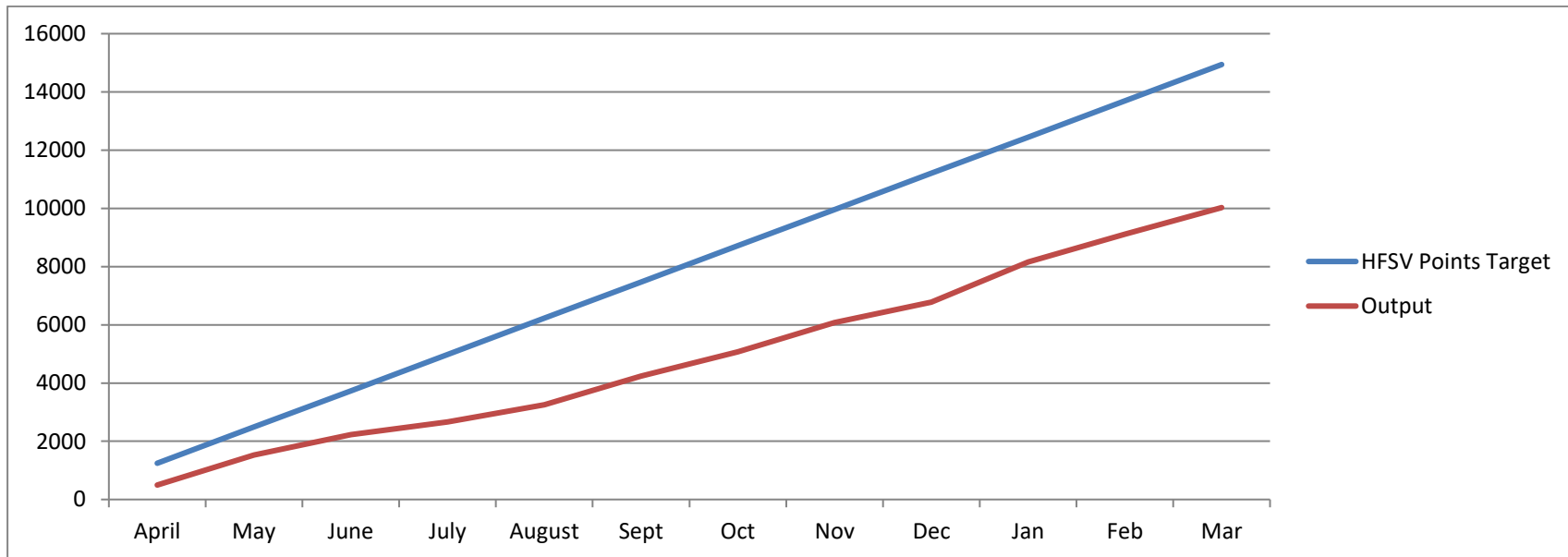
	Apr	May	Jun	Jul	Aug	Sept	Oct	Nov	Dec	Jan	Feb	Mar	Total
Target:	12	24	36	48	60	72	84	96	108	120	132	144	144
Completed:	3	9	25	31	42	52	66	78	86	93	97	109	109



Home Fire Safety Visits

The delivery of Home Fire Safety Visits (HFSVs) is the corner stone of the SFRS Community Safety Engagement Framework. By visiting households and providing fire safety advice and free smoke alarms the numbers of dwelling fires and casualties will be reduced. To target the highest risk households across East Lothian, a point's allocation based on risk and an associated target has been set (24 points per high, 8 per medium, 4 per low risk visit). COVID restrictions has had a huge impact on overall targets for 21/22 as can be seen in the table below. High risk visits have been our focus so although internal targets have not been met, we are confident that those most at risk have received a HFSV when requested. A **total of 349 HFSVs** were delivered in the East Lothian Oct 21 – April 22

	Apr	May	Jun	Jul	Aug	Sept	Oct	Nov	Dec	Jan	Feb	Mar	Total
Target	1245	2490	3735	4980	6225	7470	8715	9960	11205	12450	13695	14940	14940
Completed	496	1524	2228	2664	3252	4244	5068	6080	6780	8160	9118	10026	10026



Total visits delivered in October 2021 to April 2022 by ward area of East Lothian:

The following table gives a good indication of the coverage across East Lothian where the SFRS delivers Home Fire Safety Visits.

Ward Area	Visits delivered QRTs 1&2 2021/22	Visits delivered QRTs 3&4 2021/22
Dunbar and East Linton	18	38
Fa'side	53	56
Haddington and Lammermuir	38	30
Musselburgh East and Carberry	49	61
Musselburgh West	37	49
North Berwick Coastal	33	53
Preston/Seton/Gosford	67	62
TOTAL	295	349

Partnership Working

Youth Engagement

This period seen an increase in Youth engagement programmes activities. Highlights include working with several schools with East Lothian to deliver fire related anti-social behaviour presentations. Road and Water safety initiatives were also supported by local Community Action Teams (CAT), delivering technical and practical sessions. Further information regarding activities and initiatives are detailed within Seasonal Thematic Action Plans below.

Thematic Actions Plans

During this period our safety initiatives focused on several areas including;

- Bonfire Safety
- Older/Vulnerable people
- Festive Safety
- Safety in the Home, Fire and Alcohol
- Cooking Safety
- Grass and Wildfires

Locals Fire crews supported by our Community Action Team delivered relevant safety messages to Schools, Youth and Community Groups and the wider public using various methods, including virtual platforms, direct engagement and social media.

Bonfire Period

During this period our local teams prepared and delivered Bonfire safety related activities. This included creating videos and presentations to be delivered across East Lothian. Our CAT also supported local Bonfire patrols in the weeks leading to 5th November. Presentations have been created in partnership with Police Scotland and ELC. As a result of this prevention work, EL experienced only 4 bonfire related incidents on the 5th November with SFRS attending 2 similar type fires the week before Bonfire night.

Safeguarding

During this period our teams continued to identify and refer adults at risk of harm and/or in need of support with referrals processed to Social Services.

The LALO continues to provide information relevant to Fire Safety at the monthly Multi Agency Risk Conference (MARAC) and support vulnerable people.

Reducing Unwanted Fire Alarm Signals (UFAS) Update

An SFRS working group is now producing a Communications and Engagement Plan which will inform and assist duty holders regarding responsibilities and being prepared for implementation of SFRS revised approach to attending Automatic Fire Alarm calls. The anticipated implementation date remains April 2023. Further updates will be provided in future reports.

Smoke/Fire Detection Legislation

We continue to receive a high number of enquiries regarding householder responsibilities and requests to fit detection to the new standard. Detection stock is being impacted by a worldwide shortage of components. Locally we still have sufficient stock at this time. If our stocks were to be exhausted we still have standalone smoke and heat detection which do not meet the required standard, however they will provide sufficient alarm and warning in the event of a fire.