



LOCAL PLAN PERFORMANCE REPORT FOR EAST LoTHIAN



SCOTTISH
FIRE AND RESCUE SERVICE
Working together for a safer Scotland

Performance Report, 1st March 2021 – 30th September 2021

**Working together
for a safer Scotland**



DISCLAIMER

The figures included in this report are provisional and subject to change as a result of quality assurance and review. The statistics quoted are internal management information published in the interests of transparency and openness.

The Scottish government publishes Official Statistics each year which allow for comparisons to be made over longer periods of time.

Please ensure any external partners in receipt of these reports are aware of this.

1	Introduction	3
2	Performance Summary	4
3	Progress on local fire & rescue plan priorities	
	<i>Local Risk Management and Preparedness</i>	5
	<i>All accidental dwelling fires</i>	7
	<i>All fire casualties (fatal & non-fatal (incl. p/c's))</i>	9
	<i>All deliberate fires excl. dwellings</i>	11
	<i>Special Service - RTCs</i>	13
	<i>Special Service - Casualties</i>	15
	<i>False Alarm - UFAs</i>	17
4	Appendices	

Introduction

This performance report provides information on our prevention, protection and operational response activities within the East Lothian for year 2021-2022 (1st April 2021 – 30th September 2021).

The Scottish Government provides an overarching vision for public services. This vision supported by 16 National Outcomes, which demonstrate commitment to creating a more successful country, with opportunities for all of Scotland to flourish, through increasing sustainable growth. The Scottish Fire and Rescue Service (SFRS) can make a significant contribution to improving these outcomes for East Lothian by contributing to the Community Planning arrangements across the area.

The national priorities for the SFRS are set out in the Fire and Rescue Framework for Scotland. The SFRS Strategic Plan 2019-2022 outlines how the SFRS will deliver against these priorities and the outcomes against which this delivery can be measured.

The priorities contained within the Local Fire and Rescue Plan for East Lothian contribute towards the priorities within the East Lothian Plan - Single Outcome Agreement 2013 - 23.

The aims of the local Fire & Rescue Service in East Lothian are to reduce fire deaths and to reduce injuries from fire and other emergencies in the community. We aim to achieve this by working in partnership, being pro-active and targeting our prevention and protection activities to where they are required, based on evidence.

The Local Fire and Rescue Plan for East Lothian identifies the following five priorities as the main focus for service delivery locally:

Local Priorities:

- As part of a Community Partnership approach, we will make people safer in their homes.
- We will promote Community Resilience whilst contributing to improved outcomes for people involved in non-fire emergencies.
- Together with our Community Partners, we will contribute to making roads in East Lothian safer.
- As part of a Community Partnership, we will challenge anti-social behaviour.
- In partnership, we will aim to reduce the occurrence and impact of Unwanted Fire Alarm Signals.

Area Commander Stephen Gourlay

Local Senior Officer for East Lothian, Midlothian and the Scottish Borders.

stephen.gourlay@firescotland.gov.uk

Performance Summary

We measure how well we are meeting our priorities using 6 key indicators, depicted below

Key performance indicator	Apr to (& incl.) Sep					RAG rating
	2017/18	2018/19	2019/20	2020/21	2021/22	YTD
All accidental dwelling fires	35	37	23	20	41	◆
All fire casualties (fatal & non-fatal (incl. p/c's))	3	4	3	3	4	◆
All deliberate fires excl. dwellings	160	170	116	90	152	◆
Special Service - RTCs	25	24	16	11	18	◆
Special Service - Casualties	23	24	15	13	12	●
False Alarm - UFAs	263	252	289	218	262	◆

RAG rating - KEY

◆	RED DIAMOND	10% higher than the previous YTD period, or local target not achieved.
▲	YELLOW TRIANGLE	Up to 9% higher than the previous YTD period, or local target not achieved.
●	GREEN CIRCLE	Equal to or improved upon the previous equivalent quarter (or YTD period), or local target achieved.

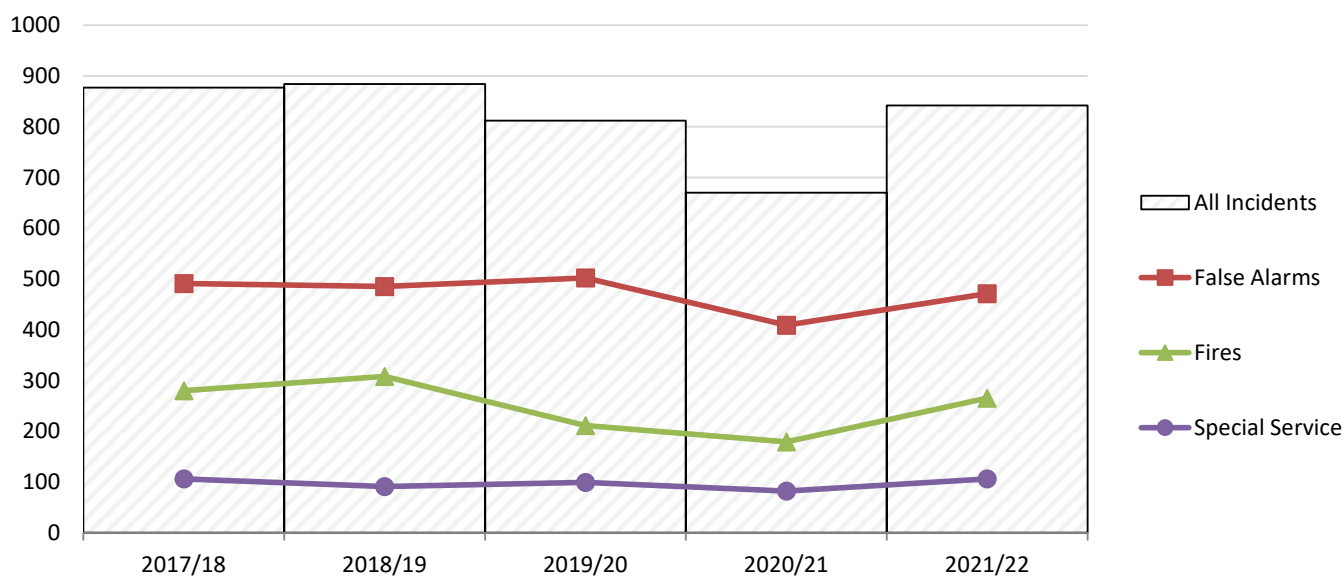
Note

Quarterly comparison RAG Rating = the reporting period compared to the average of the three previous quarterly reporting periods.
Year to Date RAG Rating = the cumulative total of all quarterly performance in current year compared to cumulative total of all quarterly performance in previous year.

Incident Overview

During this financial year to date, SFRS responded to 842 incidents in East Lothian, an increase of 172 incidents when compared to the YTD figure for 2020-2021.

The chart below illustrates incidents YTD attended within East Lothian council over the last 5 fiscal years



Progress on local fire & rescue plan priorities

Local Risk Management and Preparedness

The Service must identify, prioritise and plan to meet the risks in each local community.

We said we would:

- train our staff to deal with our local risks
- gather and analyse risk information
- work with partners to mitigate risks
- deal with major events

Train our staff to deal with our local risks

All of our operational staff undertake routine and risk specific skill acquisition and maintenance training.

Gather and analyse risk information

All of our operational staff gather and analyse local risk information and operational intelligence, used in our preparations to resolve incidents.

We conduct Post Incident Debriefs to identify any lessons that can be learned from our preparedness and response to emergency events.

We use Urgent Operational Intelligence Briefings to inform our operational staff of any safety critical information.

Work with partners to mitigate risks

We continue to be an active member of the East Local Resilience Partnership. We share information with local authority partners and other key stakeholders (e.g. Police Scotland) to ensure emergency event risks are mitigated.

Deal with major events

There were no major fire events or significant emergency events in this reporting period.

Reduction of 'All accidental dwelling fires'

Accidental dwelling fires can have devastating effects on our community. The SFRS is committed to keeping people safe in their homes. We share information with partners to make sure that the right people get the right information they need, particularly those who are vulnerable due to age, isolation or addiction. Reduction of Accidental Dwelling Fires contributes to the East Lothian Plan - Single Outcome Agreement.

Results

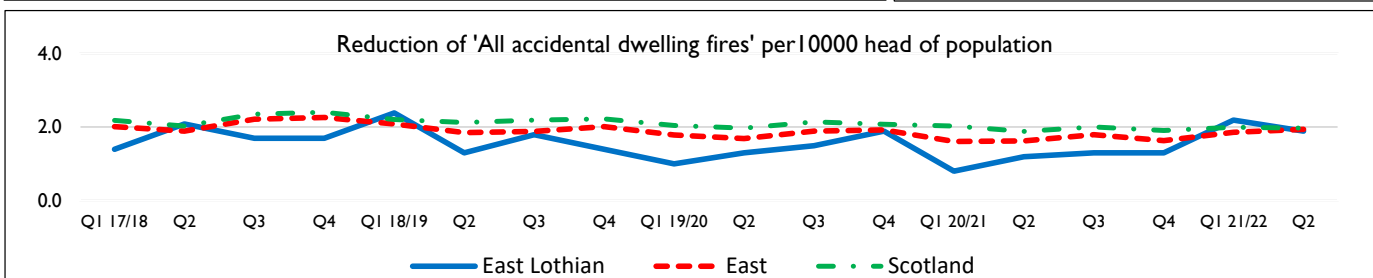
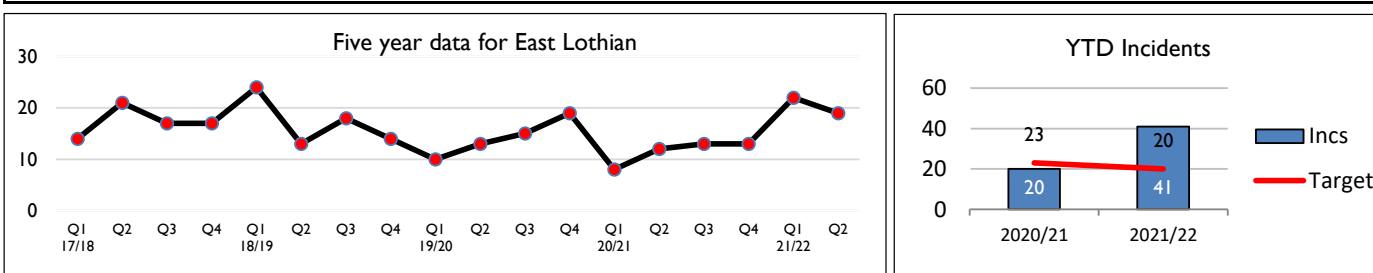
We aim to reduce Accidental Dwelling Fires in East Lothian by contributing towards the SFRS target of 10% reduction per year, over a three-year rolling period. During this period, we responded to 41 Accidental Dwelling Fires, which is a increase of 21 incidents from the same period last year. The long-term trend based upon incidents/10,000 population is performing in line with the Scottish and East Delivery Area trends.

Reasons

Of these 41 accidental dwelling fires, 56% occurred in single occupancy households. 39% involved the over 65 age category. The main cause of fire was cooking (36%). 90% of the fires had no fire/smoke damage, were confined to the item first ignited or the room where the fire started. Houses involved have benefited from our SFRS Post Domestic Incident Response services. Only 27 of the 41 (66%) dwellings involved had working smoke detectors. It is clear we need to target those at risk in single occupancy households, ensuring those properties have working smoke detection.

Actions

During this reporting period, 295 Home Fire Safety Visits were carried out within East Lothian. A number of initiatives and events aimed at reducing accidental dwelling fires were conducted.



YTD ward ave. for East Lothian - 7	2017/18	2018/19	2019/20	2020/21	2021/22	Sparklines
East Lothian	35	37	23	20	41	
Musselburgh	7	10	6	6	7	
Preston, Seton & Gosford	9	4	6	5	9	
Tranent, Wallyford & Macmerry	2	6	5	1	7	
North Berwick Coastal	7	7	1	2	8	
Haddington & Lammermuir	6	7	5	5	8	
Dunbar & East Linton	4	3	0	1	2	

Reduction of 'All fire casualties (fatal & non-fatal (incl. p/c's))'

Fire casualty and fatality rates provide an indication of the amount of serious, life-threatening injuries that occur due to fire. This can indicate not only the success of SFRS in reducing the number of life risk fires through community fire safety and similar activities, but also their success in response activity in saving lives.

Results

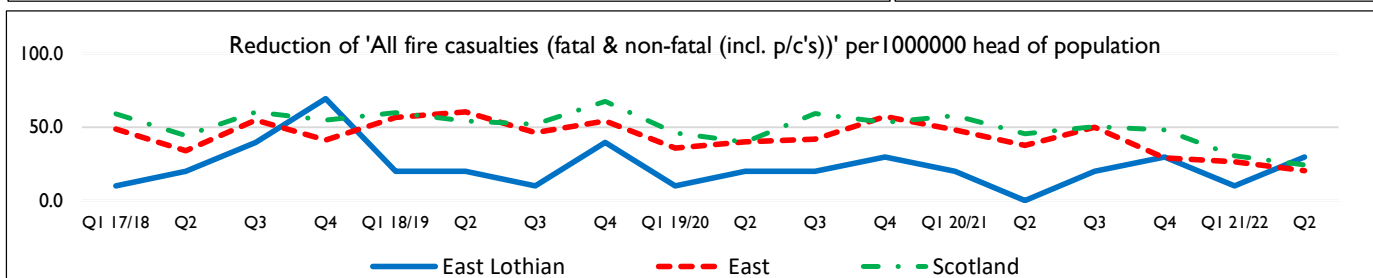
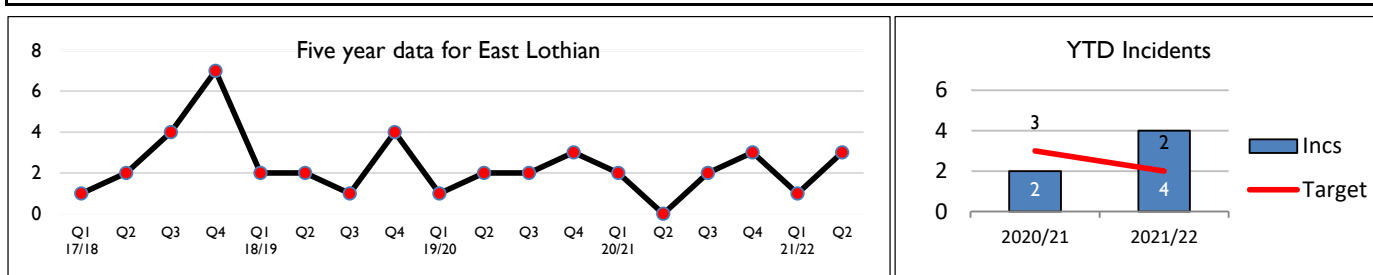
There are no reported fire fatalities, in this 6-month period. We aim to reduce Fire Casualties in East Lothian each per year, which contributes towards the SFRS target of reducing Fire Casualties by 5% per year, over a three-year rolling period. In this reporting period, SFRS dealt with 4 casualties. This is an increase by 1 compared with the same period last year. The long-term trend based upon casualties/10,000 population shows East Lothian is performing in line with the Scottish and East SDA averages.

Reasons

Historically East Lothian has had low numbers of casualties from fires and that trend continues to remain relatively low.

Actions

During this reporting period, 295 Home Fire Safety Visits were carried out within East Lothian. We continue to work with our partners in East Lothian Council and seek opportunities with social work and NHS to target those most vulnerable and at risk from fire. We have provided 20 referrals for support to partner agencies.



YTD ward ave. for East Lothian - I	2017/18	2018/19	2019/20	2020/21	2021/22	Sparklines
East Lothian	3	4	3	3	4	
Musselburgh	0	1	0	0	1	
Preston, Seton & Gosford	0	0	2	0	2	
Tranent, Wallyford & Macmerry	0	0	0	1	0	
North Berwick Coastal	1	2	0	1	0	
Haddington & Lammermuir	1	1	1	1	1	
Dunbar & East Linton	1	0	0	0	0	

Reduction of 'All deliberate fires excl. dwellings'

Although deliberate fire setting, historically, has not been a significant problem for the SFRS in East Lothian there has been an increase in recent years and is closely linked to other forms of anti-social behaviour. In the main, deliberate fires are secondary fires categorised into refuse/bins, grassland or derelict building incidents. Reduction of Deliberate Fire Setting contributes to the East Lothian Plan Single Outcome Agreement.

Results

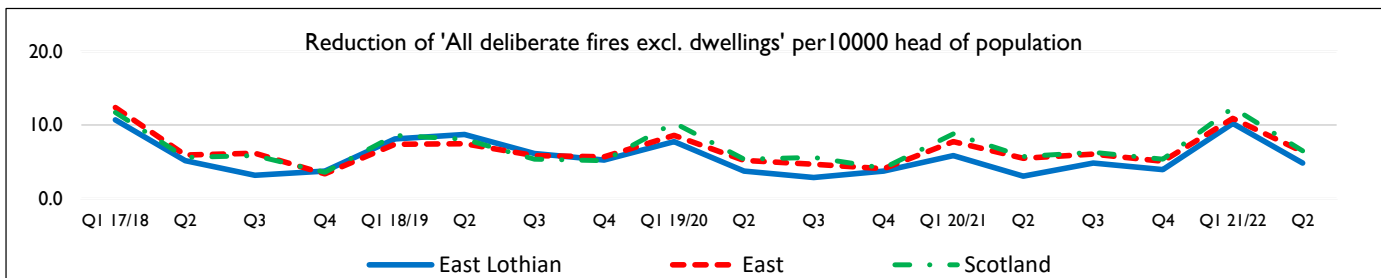
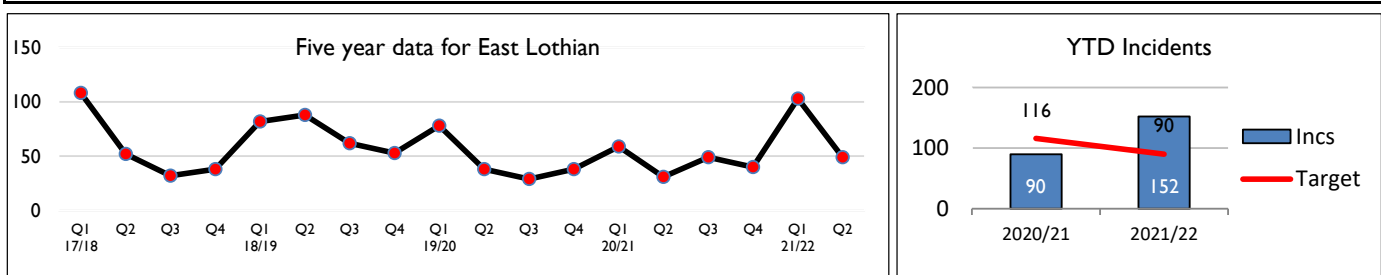
There were 152 deliberate fires during this reporting period.. The areas mostly likely to suffer from this type of fire behaviour are Prestonpans, Tranent, Haddington and Musselburgh. This is a increase of 62 deliberate fire incidents on the same period last year. The long-term trend based upon Deliberate Fire Setting /10,000 population identifies East Lothian is performing below the Scottish and East Service Delivery area averages.

Reasons

During the reporting period, deliberate ignition to grass, scrubland/woodland fires (72%), refuse and bins (22%) and vehicle fires accounted for 5% of deliberate fires within East Lothian. There were 2 deliberate building fires (A bowling club and a retail shop unit).

Actions

A multi-agency approach was taken when the incident trend was identified through the TACG. There has been a coordinated approach to the identified trend areas and intervention work has been undertaken with youth groups in Musselburgh, Haddington and Preston Pans. Further information is available in Appendix I.



YTD ward ave. for East Lothian - 25	2017/18	2018/19	2019/20	2020/21	2021/22	Sparklines
East Lothian	160	170	116	90	152	
Musselburgh	26	26	48	24	42	
Preston, Seton & Gosford	37	41	20	11	33	
Tranent, Wallyford & Macmerry	53	49	18	37	26	
North Berwick Coastal	1	7	4	3	7	
Haddington & Lammermuir	23	32	11	8	31	
Dunbar & East Linton	20	15	15	7	13	

Reduction of 'Special Service - RTCs'

Whilst much of this risk is out with the control of SFRS alone, responding to Non-Fire Emergencies such as Road Traffic Collisions is a key part of our intervention activities. The SFRS is committed to working with partners and other stakeholders to drive continuous improvement in this area. Reduction of Casualties from Non-Fire Emergencies contributes to the East Lothian Plan Single Outcome Agreement, number of people killed or seriously injured in road accidents.

Results

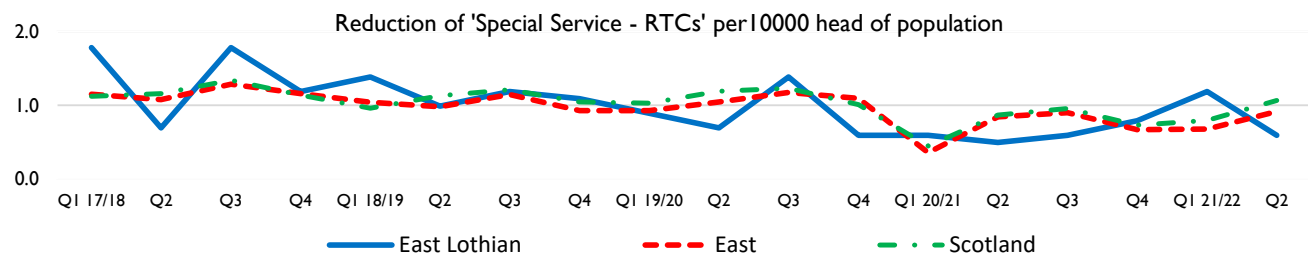
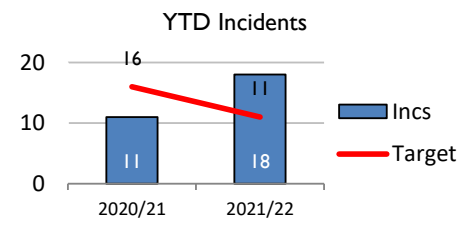
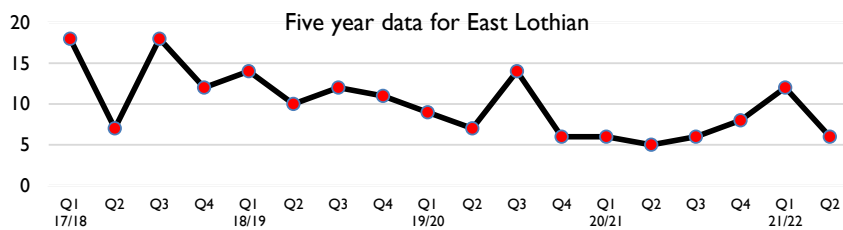
SFRS attended 18 Road Traffic Collisions (RTCs) during this reporting period. This is an increase of 7 incidents from the same period last year. Per 10,000 head of population, East Lothian is performing below the Scottish and East Service Delivery area trend.

Reasons

The SFRS only attend those RTC's they are requested to attend and this number does not reflect the total number within East Lothian.

Actions

The SFRS continues to be a member of a multi-agency approach to reducing Road Traffic Collision's and the associated casualties and fatalities. The continued delivery of Tomorrow's Driver programme targeting young people is an excellent partnership approach in our drive to reduce road traffic collisions. We continue to seek opportunities to educate local communities in support of reducing the number of RTCs and resulting casualties.



YTD ward ave. for East Lothian - 3	2017/18	2018/19	2019/20	2020/21	2021/22	Sparklines
East Lothian	25	24	16	11	18	
Musselburgh	4	3	6	2	2	
Preston, Seton & Gosford	3	3	4	1	0	
Tranent, Wallyford & Macmerry	6	5	2	1	1	
North Berwick Coastal	4	6	0	0	4	
Haddington & Lammermuir	5	1	3	1	4	
Dunbar & East Linton	3	6	1	6	7	

Reduction of 'Special Service - Casualties'

Whilst much of this risk is out with the control of SFRS alone, responding to Non-Fire Emergencies is a key part of our intervention activities. The SFRS is committed to working with partners and other stakeholders to drive continuous improvement in this area. Reduction of Casualties from Non-Fire Emergencies contributes to the East Lothian Plan Single Outcome Agreement.

Results

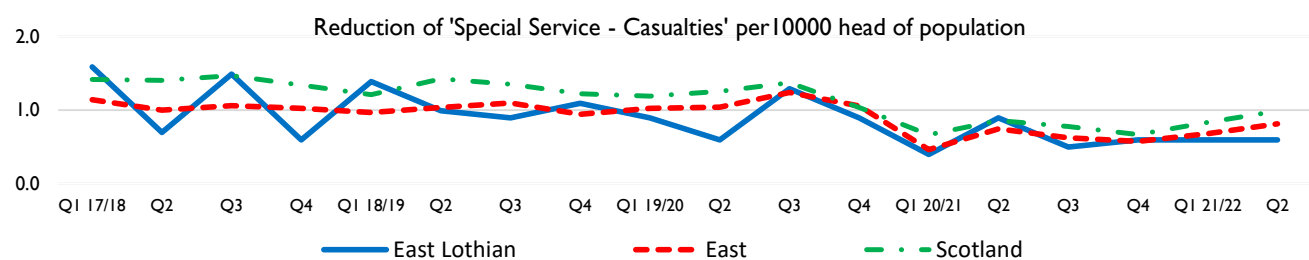
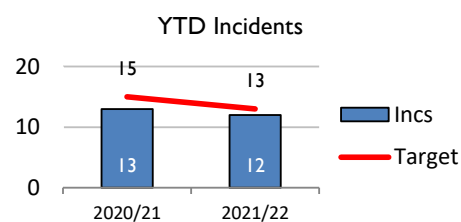
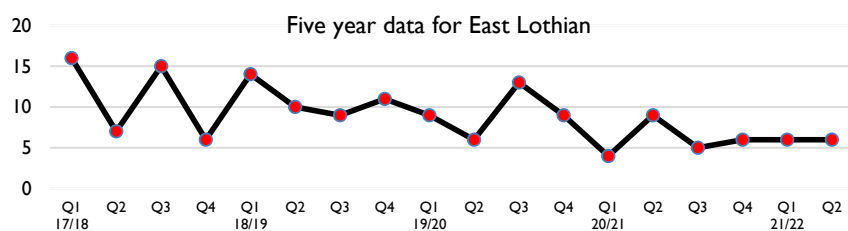
We attended to 12 casualties from non-fire emergencies in East Lothian, which is a reduction of 1 compared with the same period last year. The trend per 10,000 head of population is performing well below the Scottish and East service delivery areas averages.

Reasons

We attended RTCs that resulted in 0 fatalities and 8 non fatal casualties in East Lothian. The SFRS helped a further 4 non fatal casualties at a range of incidents including medical response and effecting entry to assist other partner agencies. As the SFRS continue to assist with medical emergencies as co or first responders, the incident figures are likely to increase.

Actions

The SFRS is a member of a multi-agency approach to reducing Road Traffic Collision's and the associated casualties and fatalities. The continued delivery of Tomorrow's Driver programme targeting young people is an excellent partnership approach to reducing road traffic collisions. We continue our full commitment to the Scottish Government Strategy relating to Out of Hospital Cardiac Arrest (OHCA) and significantly increasing survivability rates through co responding and education. We will also continue to respond to the communities needs in terms of other non-fire emergencies.



YTD ward ave. for East Lothian - 2	2017/18	2018/19	2019/20	2020/21	2021/22	Sparklines
East Lothian	23	24	15	13	12	
Musselburgh	6	2	4	5	1	
Preston, Seton & Gosford	2	3	2	0	2	
Tranent, Wallyford & Macmerry	2	3	1	1	0	
North Berwick Coastal	5	5	4	0	1	
Haddington & Lammermuir	3	3	3	1	3	
Dunbar & East Linton	5	8	1	6	5	

Reduction of 'False Alarm - UFAs'

Unwanted Fire Alarm Signals (UFAS) are defined as incidents where an automated fire alarm system activates and results in the mobilisation of SFRS resources, when the reason for that alarm turns out to be connected with faulty or defective alarm equipment. The SFRS is committed to working with partners and other stakeholders to reduce Unwanted Fire Alarm Signals.

Results

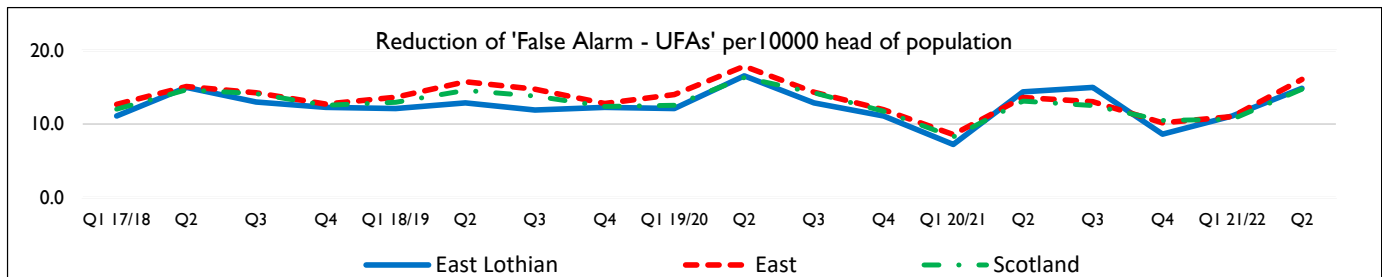
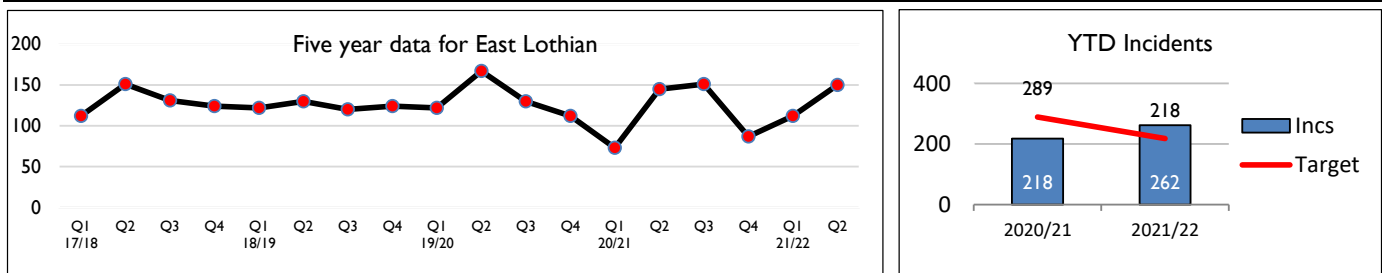
SFRS attended 262 UFAS incidents during this reporting period. This is an increase of 44 incidents compared with the same reporting period last year. East Lothian trend is performing in line with that of Scotland and East Service Delivery area averages.

Reasons

Of the 262 Unwanted Fire Alarm Signals incidents we attended, 80% were caused by system and human errors (Testing, faults, cooking/burnt toast, aerosols etc.), 11% were good intent calls and 9% were malicious.

Actions

We continue to monitor UFAS calls and our Fire Safety Enforcement Officers work closely with premises to reduce further UFAS incidents. This includes discussing technological, procedural and management solutions in order to prevent future UFAS incidents. These proactive actions are clearly having a positive impact in reducing the number of calls to premises.



YTD ward ave. for East Lothian - 44	2017/18	2018/19	2019/20	2020/21	2021/22	Sparklines
East Lothian	263	252	289	218	262	
Musselburgh	74	71	72	55	79	
Preston, Seton & Gosford	37	19	29	23	27	
Tranent, Wallyford & Macmerry	47	46	36	26	34	
North Berwick Coastal	30	44	45	31	41	
Haddington & Lammermuir	55	45	71	53	48	
Dunbar & East Linton	20	27	36	30	33	

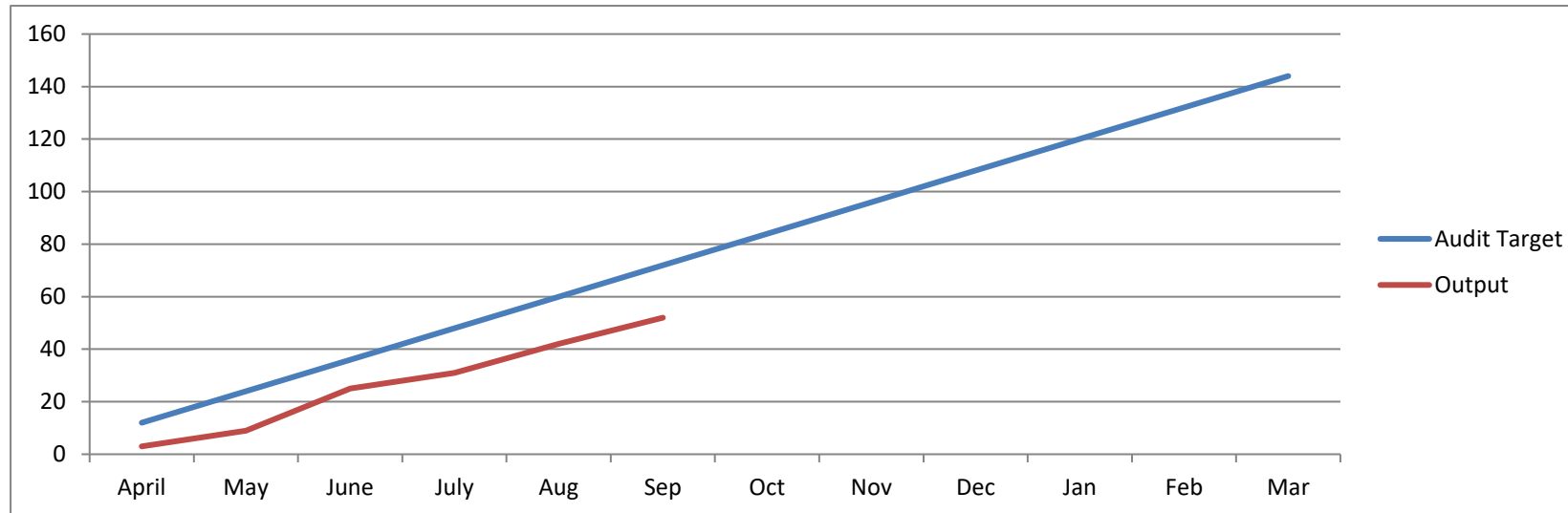
Prevention & Protection Activities

Year to date April 1st 2021 – September 30th 2021

Fire Safety Enforcement Audits

The figures represent the audit workloads delivered by the East Lothian Fire Safety Enforcement Officer (FSEO). Following the Scottish Fire and Rescue Service (SFRS) Enforcement Framework, local deployment ensures compliance for relevant premises in terms of the Fire Scotland Act (2005) and associated Fire Safety Regulations. As can be seen, we are currently below YTD targets as we continue to experience the consequences of the COVID 19 lockdowns, however, we are attending an increased number of premises for audit. This can be seen in improved output, which should continue as we progress through this year.

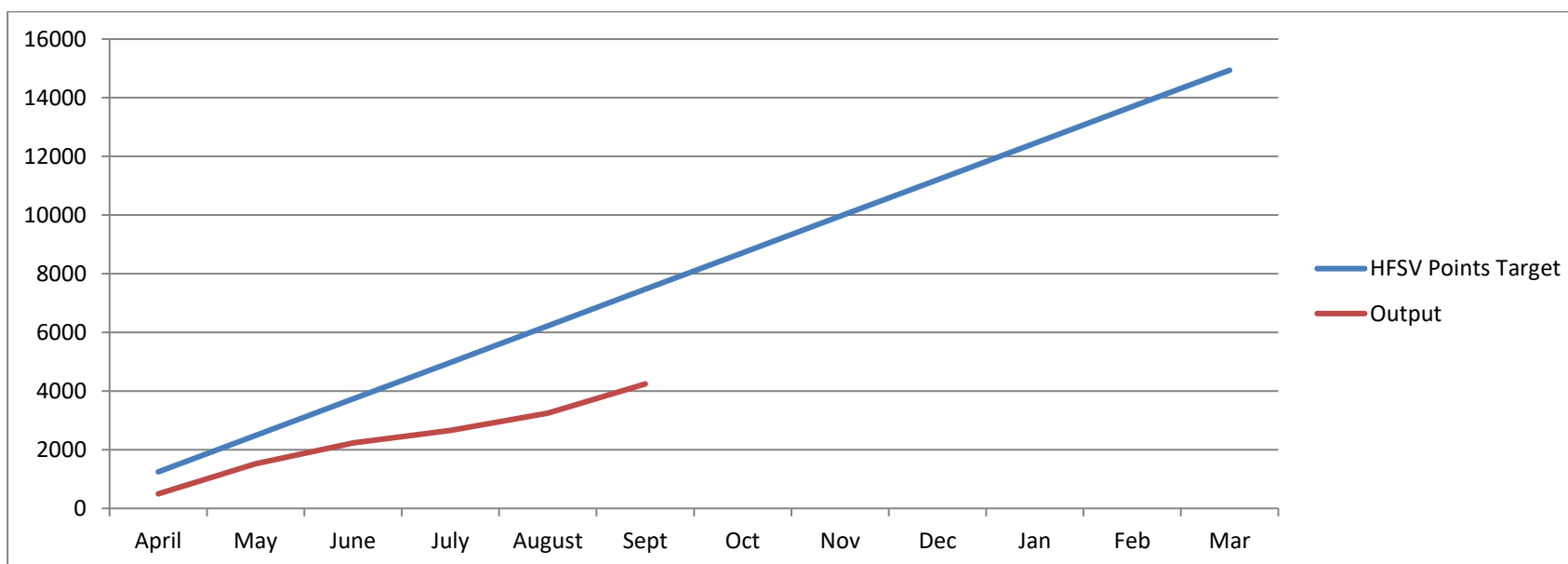
	Apr	May	Jun	Jul	Aug	Sept	Oct	Nov	Dec	Jan	Feb	Mar	Total
Target:	12	24	36	48	60	72	84	96	108	120	132	144	144
Completed:	3	9	25	31	42	54							



Home Fire Safety Visits

The delivery of Home Fire Safety Visits (HFSVs) is the corner stone of the SFRS Community Safety Engagement Framework. By visiting households and providing fire safety advice and free smoke alarms the numbers of dwelling fires and casualties will be reduced. To target the highest risk households across East Lothian, a point's allocation based on risk and an associated target has been set (24 points per high, 8 per medium, 4 per low risk visit). During this period, our full HFSV programme recommenced and this has resulted in a total **295** HFSVs were delivered in East Lothian.

	Apr	May	Jun	Jul	Aug	Sept	Oct	Nov	Dec	Jan	Feb	Mar	Total
Target	1245	2490	3735	4980	6225	7470	8715	9960	11205	12450	13695	14940	14940
Completed	496	1524	2228	2664	3252	4244							



Total visits delivered in April 2021 to September 2021 by ward area of East Lothian:

The following table gives a good indication of the coverage across East Lothian where the SFRS delivers Home Fire Safety Visits.

Ward Area	Visits delivered QRTs 1&2 2020/21
Dunbar and East Linton	18
Fa'side	53
Haddington and Lammermuir	38
Musselburgh East and Carberry	49
Musselburgh West	37
North Berwick Coastal	33
Preston/Seton/Gosford	67
TOTAL	295

Partnership Working

Youth Engagement

Over the last six months we have we have been busy adapting to the changing working environment and the easing of restriction during the COVID pandemic. In the early months we were preparing our Thematic plans for Spring and Summer periods. Our method of delivery was predominately via social media, YouTube and providing presentations to schools and other groups. Deliberate fire-setting and water safety being the main topics. As we moved towards Autumn our focus moved to Road Safety. I please to report that although once again most of the delivery was facilitated remotely, we have started to have face to face engagement with many Groups and Schools across East Lothian.

During this period our local teams also commenced preparing for Bonfire activities, developing videos to be delivered across East Lothian These presentations have been created in partnership with Police Scotland and SBC.

Safeguarding

During this period our teams continued to identify and refer adults at risk of harm and/or in need of support. This has resulted in **20** referrals being processed to Social Services.

The LALO continues to provide information relevant to Fire Safety at the monthly Multi Agency Risk Conference (MARAC) and support vulnerable people.

HFSV Referrals and advice

In addition to our HFSV programme and services, we continue to provide information regarding the requirements of new Fire and Smoke Alarm Standard (Scotland), which is due to be implemented February 2022 after being postponed from Feb 21. The responsibility for meeting the standard is placed upon home owners, including Councils, Housing Associations and Private Landlords.

SFRS will fit detectors to the new standard for privately owned occupiers who are deemed to be a High risk of fire.

Scottish Government has recently delivered an awareness campaign with TV, Radio adverts and Social Media.

Full information can be accessed using the following link;

<https://www.gov.scot/publications/fire-and-smoke-alarms-tolerable-standard-guidance/>

Other Work Completed or In Progress

As COVID work restrictions have eased, normal services have begun to recover. Most of our Prevention and Protection staff do however continue to work from home and are not yet fully engaged with external partners and service users.

Reducing Unwanted Fire Alarm Signals (UFAS)

Last year SFRS commenced a review of how we respond to Automatic Fire Alarms. Most of these calls are False Alarms and are classed as UFAS. Part of the review included public consultation. At the time of preparing this report, findings from the public consultation are being assessed, with findings and conclusion being shared early New Year. An update will be provided in the next report. Full details of the review can be found following this link;

<https://www.firescotland.gov.uk/consultations/previous-consultations/ufas-consultation/>

