



East Lothian
Council

**MINUTES OF THE MEETING OF THE
EDUCATION COMMITTEE**

**TUESDAY 16 MARCH 2021
VIA DIGITAL MEETING FACILITY**

1

Committee Members Present:

Councillor F Dugdale (Convener)
Councillor S Akhtar
Councillor J Findlay
Councillor A Forrest
Councillor N Gilbert
Miss G Gillan, EIS
Councillor J Henderson
Councillor W Innes
Councillor S Kempson
Councillor P McLennan
Rev G Sheridan

Council Officials Present:

Ms L Brown, Executive Director of Education and Children's Services
Ms F Brown, Principal Officer
Ms J Holland, Senior Solicitor
Mr R Parker, Service Manager – Education (Strategy and Operations)
Ms P Smith, Principal Officer (Information and Research)

Clerk:

Ms J Totney, Team Manager – Democratic and Licensing

Apologies:

Councillor J Goodfellow
Councillor C Hoy
Ms E Malcolm
Councillor J Williamson

Declarations of Interest:

None

Prior to the commencement of business, the Clerk advised that the meeting was being held remotely, in accordance with the Scottish Government's guidance on physical distancing; that the meeting would be recorded and live streamed; and that it would be made available via the Council's website as a webcast, in order to allow public access to the democratic process in East Lothian. She stated that the Council is the data controller under the Data Protection Act 2018; that data collected as part of the recording would be retained in accordance with the Council's policy on record retention; and that the webcast of the meeting would be publicly available for up to six months from the date of the meeting.

The Clerk recorded attendance of Committee Members by roll call.

Councillor Dugdale, Convener of the Education Committee, opened the meeting by thanking Councillor Akhtar for her dedication and focused hard work as Convener of the Education Committee during the previous nine years.

1. MINUTES OF THE MEETING OF THE EDUCATION COMMITTEE ON 11 NOVEMBER 2020 FOR APPROVAL

The minutes of the Education Committee meeting held on 11 November 2020 were approved, subject to including the wording “all school staff” at item 2, paragraph 3.

2. RESERVING PLACES IN SCHOOLS FOR CATCHMENT PUPILS WHO MOVE INTO THE CATCHMENT AREA DURING THE ACADEMIC YEAR 2021/22

A report was submitted by the Executive Director for Education and Children’s Services seeking approval to reserve places for incoming catchment pupils at the schools detailed in 2.1 of the report, for session 2021/22. The report also sought to obtain delegated authority to deal with any future changes should the number of pupils requiring a place at the school significantly increase or decrease.

Fiona Brown, Principal Officer, outlined the salient points and purpose of the report.

In response to a question from Councillor Gilbert in relation to the flexibility at Longniddry Primary school, in respect of the demand on places created by new home building, Ms F Brown explained that the capacity and reserved places were considered adequate, but could be revisited if required.

Councillor Kempson mentioned that there is a similar potential situation at East Linton Primary school, given the increase in the building of new homes. Ms F Brown commented that the school would be able to accommodate all families who move into the area.

Councillor Akhtar raised the same issue in relation to Knox Academy Secondary school, Haddington, and again Ms F Brown provided information to indicate that no capacity issues were anticipated in relation to S1 pupils.

Councillor Findlay asked if a similar exercise is taking place in relation to nursery school places to which Ms F Brown explained that legislation doesn’t cover nursery provision and that places cannot therefore be held in reserve. She also informed members that there is no catchment area for the 1140 hours offering in order to provide parents with a flexible approach to childcare and early learning.

Councillor Akhtar commented that Haddington is a great place to live and as it is experiencing significant house building it is important to manage school places for families moving into the area. She thanked all school staff in the Haddington and Lammermuir Ward for the successful return to school yesterday, and extended her thanks to include Trade Unions and all other staff involved.

Councillor Dugdale, Convener of the Education Committee, also commented on the growth in East Lothian and the importance of having local catchment places available for families.

Decision

Following a roll call vote, the committee unanimously agreed to:

- i. hold in reserve places for incoming catchment pupils for session 2021/22 as outlined in the report
- ii. delegate any changes to the number of places held in reserve to the Head of Education in consultation with the Education Convener, should the number of pupils requiring a place at the school significantly increase or decrease.

3. ROLL CAPPING IN EAST LOTHIAN SECONDARY SCHOOLS – SESSION 2021/22

A report was submitted by the Executive Director for Education and Children's Services seeking agreement for a maximum intake level in S1-S4 for session 2021/22 in the schools listed in the report. The report also sought to obtain delegated authority for any future changes that might be required.

Ms F Brown summarised the content and format of the report, highlighted the key background information, and explained the benefits of roll capping. She pointed out the links to the previous report and drew members' attention to the increase in the number of S1 pupils at North Berwick High School, which is now 188. She also advised that the roll cap at Know Academy, Haddington, has increased to take account of the significant number of new homes and the expected number of pupils requiring places at this school.

Councillor Henderson enquired if it was possible to quantify the impacts of private education across schools. Ms F Brown reported that the number of pupils applying to independent schools seems to have reduced and that statistics would be available in May 2021.

Councillor Akhtar stated that parent and carers in Haddington and Lammermuir Ward would be reassured by the increase across all year groups at Knox Academy and she undertook to communicate the increases to Parent Councils. She thanked Officers for the report and the work carried out to pull all the figures together.

Councillor Dugdale, Convener of the Education committee, added her thanks to all staff involved in producing the report and responding to the increased growth in East Lothian.

Decision

Following a roll call vote the committee unanimously agreed to:

- i. a maximum intake level in S1-S4 for session 2021/22 in the schools, as listed in the report at section 2.1

- ii. delegate any changes to the maximum intake level in S1 – S4 to the Head of Education in consultation with the Education Convener, should the number of pupils requiring a place at the school significantly increase or decrease.

DRAFT

Signed

Councillor Fiona Dugdale
Convener of the Education Committee

REPORT TO: Education Committee

MEETING DATE: 8 June 2021

BY: Executive Director for Education and Children's Services

SUBJECT: Update on the Impact of COVID-19 on Schools and the Wider Education Service during Session 2020/2021

2

1 PURPOSE

- 1.1 To provide an update on the impact of COVID-19 on schools and the wider Education Service during session 2020/21.
- 1.2 To provide an update on lessons learned including areas which the service and schools plan to build on and areas where further support will be required as a result of any negative impacts of COVID and school closures.

2 RECOMMENDATIONS

- 2.1 The Committee is asked to:
 - i. Note the considerable work undertaken by the Education Service and school staff in responding to the COVID-19 pandemic in session 2020-2021.
 - ii. Note the lessons learned including positive developments that we plan to build on and areas where further support is required.

3. BACKGROUND

- 3.1 Since March 2020, schools and the wider Education Service have been operating within a series of unprecedented constraints, restrictions and implications associated with the COVID-19 global pandemic. During the first lockdown, school buildings closed and all staff worked around the clock to put in place remote learning for all learners. At the same time, staff from across the Council and partners also put in place childcare for children of keyworkers and those considered to be more vulnerable. Following this first lockdown, schools were able to reopen fully from August until December

2020. During this time, extensive mitigations were put in place as directed by the Scottish Government. This included ensuring physical distancing between staff and between staff and learners, increased hand washing and the use of hand sanitiser, additional cleaning and the restriction of learners mixing within the school. During this time, school staff worked hard to support all learners taking account of the impact of COVID-19 on their wellbeing and learning. Our approach has been focussed on 'Nurture, Recovery and Reconnection' and the service has also prioritised mental health, taking account of the impact that the pandemic may have had on learners and their families. The Education Service put in place robust systems to deal with cases of COVID-19 in both learners and staff and worked closely with NHS Health Protection teams, ensuring that information was available to support Track and Trace. A senior member of school staff was seconded to support the Education Service with all aspects of dealing with positive test results including responding out of hours. This has ensured the East Lothian response has been swift and responsive and that communication has been issued appropriately in liaison with NHS Lothian.

Following the subsequent lockdown in January 2021, all East Lothian schools reverted to remote learning for the majority of learners. From January until early March 2021, 14,600 learners across primary and secondary schools engaged in remote learning with almost all making use of Google Classroom. School staff also connected directly with families to provide other forms of learning and support that were required. Towards the end of February, very limited numbers of senior phase learners returned for practical subjects and in early March, children from nursery to P3 were able to return to school. From 15 March 2021, all primary learners were permitted to return to school buildings with some limited face to face provision for those in secondary. All secondary students returned to in-school learning after the Easter break with the removal of 2m physical distancing between students in secondary schools. Mass asymptomatic testing was introduced for staff working across all early years and schools settings and for senior phase students from February 2021. The use of testing was then further expanded to include all secondary students from after the Easter break.

From January until March 2021, all local authorities were required to put in place in-school provision for children of keyworkers and for those deemed as vulnerable. Learners with additional support needs attending all of our specialist provisions were able to access in-school learning. School staff also provided ongoing support for those learners who were more vulnerable including ensuring access to learning materials and making weekly calls.

Significant work was undertaken with all schools to further improve the Remote Learning offer for all learners. The Education Service provided clear guidance and set consistent expectations of the quality of learning to be provided. This included live and recorded lessons, direct teaching, Google Meets for assemblies and other gatherings, independent tasks and other learning opportunities, such as baking and outdoor learning. East Lothian's approach to Remote Learning has also been praised in a series of Education Scotland national reviews of remote learning carried out during this period.

- 3.2 Following the cancellation of SQA examinations for session 2020/21, all local authorities put in place an Alternative Certification Model to ensure a range of evidence of student achievement is gathered prior to the awarding of final grades by the SQA. Throughout the summer term, secondary schools have been gathering assessment evidence to inform the final grades to be submitted to the SQA by the end of June. Education Scotland conducted a review of the Alternative Certification Model arrangements and reviewed East Lothian's approach in late April 2021. The results of the review were very positive, noting particular strengths in the leadership of the approach, the collaboration between central staff, school staff and the Trade Unions and the work that had been undertaken to ensure staff understood standards and that robust quality assurance and moderation was in place. Schools and the quality improvement team continue to work together on this complex piece of work to ensure East Lothian's compliance with SQA expectations, reduce student's anxieties, manage staff workload and ensure that students can be awarded the grades that they deserve.
- 3.3 Early Learning and Childcare - Local authority and funded provider settings were required to close (other than to children of keyworkers and vulnerable children) during each lockdown. Significant COVID-19 restrictions have been put in place, as advised by Public Health and Scottish Government each time they have been permitted to reopen. These restrictions remain in place and include limitations on the number of children who can play together in a group, restrictions to staff working with different groups of children and the requirement of rigorous cleaning of playrooms and toys between sessions. The Council's Early Learning and Childcare support team have provided extensive support to settings throughout the last year, to assist them in implementing the guidance and have provided ongoing advice in support of children's development and learning.
- 3.4 Since April 2020, the Education Recovery Group has maintained rigorous oversight of the planning and implementation of any new Scottish Government guidance to ensure the safe operation of schools buildings and continued provision of education in the event of school building closure. A number of Recovery working groups have also supported specific areas of focus such as supporting the workforce, adapting the physical environment and advising on health and safety considerations for children with Additional Support Needs. A range of staff from across the Council and representatives of the Trade Unions support the work of these groups and both consider the implications of revised Scottish Government guidance as well as providing practical advice and support to staff in schools. In addition, regular meetings also take place with Trade Unions in order to ensure a collaborative approach is taken to supporting the delivery of education across our schools and nurseries.
- 3.5 **COVID-19 – Lessons learned**
- 3.5.1 Throughout the Pandemic, schools and the Education Service have regularly reviewed our plans and progress in line with national guidance and good

practice. This approach to continuous self-evaluation has enabled us to move swiftly when changes have been announced by Scottish Government and to adapt our approaches as and when necessary.

3.5.2 Critical childcare – Following our experience from the first lockdown and from our summer provision in 2020, we were able to review our systems and processes thereby ensuring we were able to respond quickly if a further lockdown was required. In January 2021, we adapted this model to put in place the limited in-school provision as previously outlined in this report. During the second lockdown, there was greater equity in the provision of learning for all learners with those allocated a place in school able to access the same remote learning as others in their class.

3.5.3 Remote Learning - Following the first lockdown, staff carried out a rigorous review of remote learning. This enabled us to refine and further improve our plans including the use of digital learning and teaching so that we were ready in the event that children needed to self-isolate or a further lockdown was required. This review and improvement activity proved to be essential when we moved in to the further lockdown in January 2021. Schools were quickly able to revisit their plans and ensure high quality learning and teaching was able to continue. A national review carried out by Education Scotland on the overall quality of Remote Learning, concluded that East Lothian's approaches were very effective. HM Inspectors sampled the work of Aberlady PS, Ormiston PS, Knox Academy and North Berwick High School and provided positive feedback and highlighted good practice which was later included in a national overview - link to the review [National overview of practice: reports | National overviews | Supporting remote learning | National Improvement Hub \(education.gov.scot\)](#)

3.5.4 Instrumental Music Service (IMS) - Through a creative blended delivery model, the IMS has continued to offer our learners weekly lessons, as well as expanding our provision through the offering of a broad range of digital experiences. With ongoing COVID-19 restrictions in schools, the IMS delivery model has constantly adapted, in line with Scottish Government advice, to offer the best possible learner' experience. While restrictions continue to limit the number of learners the service can currently engage with, most instructors' timetables remain at capacity. There are currently 725 learners registered for lessons, with 274 new learners having been welcomed to the service and a waiting list of 60. From May to December 2020, we focused on the upskilling of instructors and development of best practice with learners in the use of digital engagement and delivery. From January 2021, the IMS delivered an entirely digital service, with instructors offering video lessons into children's homes and from the outset had 87% engagement from our learners. From 15 March 2021 we have carefully reintegrated our service, physically back into school settings. The majority of our lessons are now face-to-face, with the exception of wind and brass, which continues to be delivered via two-way video. The IMS wanted to ensure that they continued with our ensemble provision, and provided performance opportunities for our learners that explored the potential of our

digital provision. Hosting these projects digitally removed the barriers of location and enabled us to collaborate with a much broader range of organisations. The service collaborated locally with the Youth Music Initiative Team, Lammermuir Festival, and Haddstock Festival and recently hosted our annual Piano Festival as a digital event. Nationally the IMS has worked with Royal Air Force Music, Countess of Wessex String Orchestra and the Royal Marines Band Service. The Lass of the Loch Project with RAF Music, is now being used as a UK wide initiative, with over 1000 young people having performed the piece, from 15 different music hubs and local authorities. Our inaugural Piping Competition, in collaboration with Preston Lodge High School Pipe Band, attracted almost 1000 entries, some from as far as Hong Kong and the USA. In August we will launch the pilot programme for our PEF Funded Musician in Residence Scheme, which will see a professional piper establish a pipe band in two of our Primary Schools. This will assist with our aspiration to develop our piping provision across the authority and continue to consolidate our links with the local community.

3.5.5 Digital devices - Schools have continued to work with parents and carers to determine learners' requirements for access to digital devices and connectivity to the Internet and where appropriate, schools have also engaged learners to better understand their access to digital devices. Alongside a lending system put in place by all schools to ensure that any learner with no suitable device was able to access one, we have also purchased 1400 Chromebooks and 196 connectivity devices with additional funding provided by the Scottish Government. We are now reviewing our Digital Learning and Teaching Strategy to take account of the acceleration in use of digital devices and to continue to support staff in transforming learning and teaching and in revising the curriculum offer. Following the announcement of further Scottish Government funding, we are ordering a further 500 Chromebooks which will supplement our existing stock and ensure all learners can access devices when required. There continues to be a national delay in the supply of laptops from manufacturers.

3.5.6 Engagement with children, young people and families – Throughout the last year, the importance of timely and clear communication has never been more important. Schools have developed new and innovative ways of communicating with their learners and families and have made very good use of social media and other digital means such as via Google Classroom. Many parents have reported that they prefer digital solutions for meetings such as for Parent Councils and for parent consultations. Schools also report a higher level of engagement of parents who prefer this method of communication. Looking ahead it is clear that whilst schools will want to build on this very good progress, they will also need to continue to review their approaches to take account of those families who prefer fact to face contact. Frequent virtual engagement with the East Lothian Association of Parent Council Members and the Education management team has been very well received, ensuring that Parent Councils have the opportunity to engage, ask questions and feedback on their experience. We plan to build on this in the new session and continue to seek new ways to gather and act on the views of families to improve our service.

The Executive Director has also written regularly to learners, parents and staff. Our stakeholders have reported that this, along with the variety of means in which schools engage directly with their learners has worked well. The Education Service has begun a programme of engagement sessions with senior phase young people and plans to develop this further in school session 2021/22 to include younger secondary students and children of primary age.

3.6 Impact on children and young people

3.6.1 Between October and December 2020 and since Easter 2021, the Education Service and schools have been reviewing the approaches that have been put in place in schools to find out what has worked and what more needs to be done to mitigate the impacts of COVID-19.

Whilst many children and young people were very keen to get back to school, we know that some have been more anxious. We have adopted a nurturing approach to reopening and reconnecting and this has been essential for our children and staff. A number of schools have adopted flexibility in the timings of the school day, for example in putting in place a 'soft start' whereby children do not need to 'line up' in the playground but can arrive at school and go straight to their class. Children, staff and parents have reported the benefits including a more relaxed start to the day and this approach reducing children's anxiety. Many schools plan to continue with this approach in the new school session.

3.6.2 There is no doubt that the many disruptions over the last year have impacted in a range of ways on our learners. From our engagement with them, their parents and our staff, we know that many children thrived on remote learning and coped well with new routines, engagement in digital learning and that they have made good progress. Others have been more anxious about returning to school buildings and on return have needed more support to reconnect with other children and staff and to re-engage in their learning. Staff have been assessing children's engagement and progress since their full-time return to school. Overall, East Lothian schools report almost all learners have had a positive return to school and re-engagement with in-school learning since schools fully reopened. The continued focus of schools on nurture, reconnection and relationships will continue to build on this further. For a small number of learners across schools, the impact of COVID school closures has had a detrimental impact on their wellbeing and their progress in learning. Schools have identified these learners quickly, many during the period of remote learning, and planning of interventions is already under way to provide additional support throughout this term and in to next session.

3.6.3 A number of different tranches of additional Scottish Government funding has been received and this has been used, in accordance with grant conditions, to appoint additional teaching and support staff in order to aid the recovery programme and also for the purchase of digital devices and connectivity solutions for those who required it in order to engage with

remote learning and to provide additional family support for families in hardship.

3.7 Conclusion and Implications for session 2021/22

Since March 2020, our children, families and staff have been through unprecedented change and disruption as a result of the impact of COVID-19. Through strong collaboration, leadership, engagement and careful planning, we have put the needs of our learners at the heart of everything we have done. Our staff have worked tirelessly to support all of our learners and have responded at pace to the many and varied demands placed upon them.

Plans are now well-advanced for session 2021/22 with schools evaluating this year's school improvement plan and setting new priorities for next session. Given the impact on children's wellbeing and learning, we will continue to prioritise support that ensures all children and young people are able to make appropriate progress. We will continue to make the best possible use of all available resources to support our staff working directly with learners.

Following a range of assessments carried out during the summer term, schools have in place a range of interventions to support children. This includes direct teaching support and small group interventions to enhance learning where gaps have been identified. We are also working with our partners to put in place a further year of the East Lothian Tutoring Initiative which in year one supported around 200 young people from S4 to S6 across all six secondary schools. Work continues with our Education Scotland Attainment Advisor to learn about what is working elsewhere and to plan further interventions that will support our children and young people.

In recognition of the impact of COVID-19 on children's progress, all schools are required to prioritise recovery and improving outcomes in their school improvement plan. Schools have been asked to reduce the number of priorities in order to focus on these critical areas. In addition, time has been set aside as part of teacher's Working Time Agreement which is put in place each year as a framework of allocated time for all teaching staff. Staff will also be supported through their professional learning and review and development to focus on these areas.

It is likely that we will continue to see the impact of the pandemic for years to come on our learners. Schools and the wider education service will do everything we can to mitigate this impact, learn the lessons of what has worked and what we need to improve and ensure that we continue to improve outcomes for all.

4 POLICY IMPLICATIONS

4.1 None

5 INTEGRATED IMPACT ASSESSMENT

- 5.1 Equalities – the impact of COVID-19 has had and continues to have an impact on the wellbeing and learning of children, families and communities. Work continues to seek to mitigate this impact in all schools.

6 RESOURCE IMPLICATIONS

- 6.1 Financial – The Scottish Government provided £214.833 million of additional Education funding for financial year 2020/21 and is providing a further £111.667 million of additional funding in 2021/22 for Scottish Councils. East Lothian's share of this funding was £3.689 million in 2020/21 and is £2.159 million, to date, in 2021/22. Table 1 below sets out the funding for 2020/21 and Table 2 sets out the funding for 2021/22.

Table 1 – 2020/21 Additional Education COVID Funding

Funding Purpose	Scottish Total £m	East Lothian Allocation £m
Recruitment of Additional Teachers	33.333	0.635
Recruitment of Additional Teachers (2nd Tranche)	20.000	0.380
Education Recovery Fund	20.000	0.403
Additional Education Recovery	45.000	0.859
Additional Education Recovery Funding	70.000	1.412
Digital Inclusion – Revenue	3.600	0.070
Digital Inclusion – Capital	21.400	0.401
School Transport - Capital	1.500	0.028
TOTAL	214.833	3.689

Table 2 – 2021/22 Additional Education COVID Funding

Funding Purpose	Scottish Total £m	East Lothian Allocation £m
Recruitment of Additional Teachers	16.667	0.318
Recruitment of Additional Teachers (2nd Tranche)	10.000	0.190
Additional Teachers	25.000	0.482
Education Recovery Funding	60.000	1.169
TOTAL	111.667	2.159

The council faced a number of additional Education related cost pressures throughout 2020/21 and as well as the additional costs of teachers and support staff there were increased cleaning and transport requirements.

In order to ensure effective management of financial resources to aid the education recovery in 2021/22, an education recovery finance workstream including senior members of the Education Management Team and the Finance Manager for Service Accounting has been established by the Education Recovery Group.

6.2 **Personnel** – Funding for additional staffing for schools has been allocated by Scottish Government to compensate for any loss of learning suffered during the COVID-19 lockdown. We appointed 35 full-time equivalent teaching staff (20.5 for Primary and 14.5fte Secondary) on a temporary contract until the end of this school session to provide additionality in our schools. Additional support staff have also been temporarily recruited to help with recovery. We are currently undertaking a recruitment campaign to appoint additional teachers across the Primary and Secondary stages to progress the recovery work in schools next school session and these additional teachers will be in place until the end of the next school session, June 2022. Additional staff have also been required in Facilities Management to ensure adequate cleaning and catering for schools.

6.3 Other – none.

7. BACKGROUND PAPERS

7.1 None

AUTHOR'S NAME	Lesley Brown
DESIGNATION	Executive Director - Education and Children's Services
CONTACT INFO	Email – lbrown@eastlothian.gov.uk
DATE	8 June 2021

REPORT TO: Education Committee

MEETING DATE: 8 June 2021

BY: Executive Director for Education and Children's Services

SUBJECT: Improving Outcomes for Children and Young People – Mental Health, Family Support and Service Development

3

1 PURPOSE

- 1.1 To provide an update to Committee on the progress of mental health, family support and service developments to improve outcomes for children and young people across East Lothian.

2 RECOMMENDATIONS

- 2.1 The Committee is asked to:
- i. Note the progress being made in supporting children and young people's mental health.
 - ii. Note the work underway to strengthen our family support offer.
 - iii. Note the aspects of service development and improvement as outlined in this report.

3 BACKGROUND

- 3.1 The integration of Education and Children's Services continues to present many opportunities for new ways of working and to further strengthen our support to our children, young people and families. The COVID-19 pandemic has accelerated our progress in a number of key areas and our recovery is dependent on the services that support children working together to mitigate the impact of the last year and to improve further our outcomes.
- 3.2 This report provides a summary of some of the key interventions that have been put in place in the last year and sets out work that is now well underway to transform our work and improve outcomes for all.

3.3 Update - Mental Health and Wellbeing

3.3.1 A number of key actions have been undertaken to improve the supports and interventions in place to enable early intervention for those children and young people that need Mental Health and Wellbeing (MHWB) support, within a 'tiered model' including:

- i. **School Counselling Service:** Funded by £317K from the Scottish Government, a school-based counselling service is now in place for children aged 10 and above. This service is delivered by MYPAS and to date 140 children and young people, across all schools, have been accepted for support. Remote drop-in sessions are in place. Additional funding has been accessed by MYPAS (e.g. Comic Relief and Children in Need) which is providing additional capacity to this service.
- ii. **Mental Health and Wellbeing Youth Work team:** With funding of £303K from the Scottish Government, six Mental Health Youth Workers are now in post and are working closely with all schools and staff to deliver a range of interventions and projects for children and young people aged 5-18 years. The youth workers are linked to an associated school group and aim to raise awareness and understanding of mental health and wellbeing and the importance of prevention and early intervention; support whole school policy and practice in schools to build capacity in pupils and staff to manage mental health and wellbeing concerns; coordinate and signpost pupils and staff to relevant support; and deliver targeted interventions to pupils requiring additional support for anxiety (e.g. Low Intensity Anxiety Management (LIAM)), resilience (e.g. Blooms resilience group work) and bereavement (e.g. Seasons for Growth).
- iii. **Single Point of Access:** A one door, single point of access is now in place to accept requests for assistance from professionals who have concerns about a child or young person's mental health and wellbeing. To date, 407 requests have been made to the Single Point of Access and those professionals have been provided with advice and support. Interventions and services accessed in this way include school counselling, LIAM, NHS art therapies, or support from a mental health youth worker, which is adapted to meet individual needs. Within the next few weeks, sessions with school staff and GPs to increase understanding of this new process, the services involved and how best to access them will be underway.
- iv. **Mental Health and Wellbeing pandemic grant funding:** Following receipt of a pandemic response grant of £220,500 from the Scottish Government to support interventions for children and young people impacted disproportionately from COVID-19. This funding was allocated to ten third sector partners to deliver a range of supports and interventions including, an S2 football engagement programme delivered by *Hibs Community Football Trust*, an S3 outdoor education programme delivered by *Venturing Out*, a family support and befriending programme delivered by *People Know How* and support

for care experienced children and young people through *Who Cares Scotland*. We are currently requesting feedback as to how this funding is being used and the impact that it is having on supporting children, young people and families.

- v. **Community Mental Health and Wellbeing Framework:** In 20/21 we were allocated £73K from the Scottish Government to support the development of a Community Mental Health and Wellbeing Framework. This was allocated to *Children 1st* to deliver a pilot mental health family support service. This service commenced in April 2021 and there are currently 7 families involved. In addition to this service, joint work is planned with CAMHS and GPs to ensure that children and young people are referred to the most appropriate service, at the right time and that the pathways are clear. Planning has also begun to support the particular needs of 16-18 year olds in the transition period, particularly those no longer in education. We received an allocation of £294K to develop and support the progression of the community framework and work is taking place to continue the progress made and identify gaps in service provision.

3.4 **Strengthening Family Resilience**

3.4.1 The **'Our Families'** project in Musselburgh East, working with the three primary schools of Pinkie St Peters, Wallyford and Whitecraig now has a full team in place consisting of a team leader, 3 family support workers, a money advice worker and employability worker. Thus far, the team has supported 34 families in the following areas:

- 14 Families with Income maximisation and money advice
- 27 Families with Family Wellbeing and support
- 8 Individuals with Employability support

Feedback from the schools and families involved indicates positive early impact of this multi-disciplinary approach on improving family resilience and children's engagement in learning. We will continue to monitor this carefully as a potential model for wider implementation should resources be available.

3.4.2 **Parenting and Family Support review:** An officer was seconded to undertake a review of the range of family and parenting support services. One of the key recommendations was that the council would benefit from a more strategic approach to the way in which we support parents, carers and families, ensuring an appropriate balance of universal, additional and targeted services are available to enable early intervention. A new post of Parenting and Family Support Co-ordinator has been created to take this work forward and will be in post by the end of May 2021.

3.4.3 The development of a **Parenting and Family Support Strategy** is now underway and a multi-agency group has been established to take forward Priority 2 from the Children's Services Plan by way of developing a strategy document and implementation plan.

3.5 Service development and integrated approaches

3.5.1 A number of priority work streams are underway to progress the further integration of education and children's services and to improve joint approaches to supporting all children and young people across East Lothian. These include:

- i. **Prevent and Return:** The first priority in the children's services development plan is to reduce the numbers of children in external residential placements. This includes more effective joint approaches to keep children "living and learning in East Lothian" and returning children and young people (where appropriate) who are in external placements to be supported in their own communities. A senior officer resource group (SORG) meets monthly to identify which young people need to be reviewed and what support is required for them to return / remain in East Lothian. Since the October 2019, 16 young people have returned to East Lothian from external residential placements. Developing appropriate support packages to facilitate is not cost-neutral and requires strong multi-agency working. Residential care placements are still required for some children with particularly challenging or complex needs.
- ii. **Virtual School Head Teacher (VSHT):** The post of a VSHT was established in 2019, funded by the Scottish Government Pupil Equity Fund for Care Experienced Children and Young People. The creation of this post has improved support for the wellbeing, learning and attainment of our care experienced young people through increased collaboration with Children's Services, the development and professional learning of a new network of Designated Managers for care experience in every school. The post-holder has also developed a range of focussed wellbeing and learning initiatives, which have increased inclusion and opportunities for care experienced young people to ensure good progress in their learning and attainment. A database of our care experienced young people is now in place and informs service delivery. Opportunities to listen to the voices of care experienced young people have been increased through self-directed support in relation to learning and through further development of younger Champs Groups in partnership with *Who Cares Scotland*. Alternative education programmes have been created with a small number of care experienced young people who have become disengaged from mainstream school. These programmes have been facilitated by local partners with funding coming from the SAC PEF Care Experienced budget. Almost all of those young people have achieved national qualifications, which have enabled them to move forward into positive destinations. The current VSHT will retire from her post in summer 2021. A new VSHT will be appointed and their priorities will be to develop further training in care experience for education staff, develop earlier interventions for care experienced primary children and lead on implementation of The Promise for educators to improve educational experiences and outcomes for East Lothian's care experienced young people.

- iii. **Children’s Services redesign:** The review is taking a systematic approach to understanding the experiences and impact of children’s services on the lives of vulnerable children and young people with the aim of strengthening joint working with education and other partners. Improving the capacity and quality of the “front door” into the social work service is a priority for change. Multi-disciplinary approaches that reach in to schools to support early and effective intervention and prevent crisis will be piloted and tested, making use of Scottish Government recovery funding. Other priorities include strengthening the integration of services supporting care leavers make a successful transition to adulthood.
- iv. **The Transforming Services for Children Programme:** The programme has the ambition to understand the totality of the resources available to support children and families across the council and the H&SCP. It will take a radical, whole system approach to designing and redesigning services in order to deliver targeted, effective services for children, young people and families.
- v. **The Promise Coordinator:** We received a grant of £50K from the Promise Partnership Fund to enable us to employ a Promise Implementation Officer. This person will be a champion of The Promise and responsible for ensuring the principles and themes are central to the redesign and change implementation process.

3.6 Conclusion

Despite the challenges of delivering core education and children’s services during the pandemic, this report demonstrates the continued commitment to improving the lives and experiences of children, young people and families through the development of new and integrated services. Whilst the long term impacts of COVID are not yet fully understood, it is essential that our services are able to meet the increased mental health needs of children and young people, and increased levels of parental and family stress and distress already evident. It is important to note that whilst we will evaluate the impact of our work to support future service planning, some of these developments are short-term and continued funding from Scottish Government is not guaranteed. We will continue to review our progress and looks towards developing sustainable solutions for the future.

4 POLICY IMPLICATIONS

- 4.1 None

5 INTEGRATED IMPACT ASSESSMENT

- 5.1 The subject of this report does not affect the wellbeing of the community or have a significant impact on equality, the environment or economy.

6 RESOURCE IMPLICATIONS

- 6.1 Financial - As referenced above, a number of these developments are being taken forward using short-term/grant funding streams. Whilst we are confident in targeting the priority areas required to improve outcomes and life chances of our children and families, evaluating the impact on service demand and sustainability will be essential for our long-term service planning.
- 6.2 Personnel – None
- 6.3 Other - None

7 BACKGROUND PAPERS

- 7.1 None

AUTHOR'S NAME	Judith Tait
DESIGNATION	Head of Children's Services
CONTACT INFO	Tel:- 01620827239 Email:- jtait@eastlothian.gov.uk
DATE	1 June 2021

REPORT TO: Education Committee

MEETING DATE: 8 June 2021

BY: Executive Director for Education and Children's Services

SUBJECT: Update on Expansion of Early Learning and Childcare to 1140 Hours

4

1 PURPOSE

- 1.1 To update the Committee on the implementation of 1140 hours of Early Learning and Childcare in East Lothian.

2 RECOMMENDATIONS

- 2.1 The Committee is asked to:
- i. Note the way in which COVID-19 restrictions in Scottish Government and Public Health Guidance continue to impact on the provision of 1140 hours.
 - ii. Note the progress made in making 1140 hours available to families in East Lothian through all providers including Local Authority nurseries and partnership working with funded providers.
 - iii. Note the numbers of children currently accessing 1140 hours of Early Learning and Childcare and the models and hours to be made available through local authority nurseries for the academic year 2021 – 2022.
 - iv. Note the work undertaken to ensure quality as a key principle of the expansion.
 - v. Note the work undertaken in recruiting appropriately trained and qualified staff to ensure the continued success of the 1140 hours programme and the job opportunities this has created.

3 BACKGROUND

- 3.1 As a result of the ongoing COVID-19 pandemic, the Scottish Government set before Parliament, a Bill to remove the duty on local authorities to provide 1140 hours of early learning and childcare from August 2020. A Bill setting a date for a revised timeline of August 2021, was passed during a Parliamentary sitting at the end of 2020 with the new date confirmed as August 2021.

Members will be aware that the Education service reinstated the majority of local authority settings previously offering 1140 hours. The restrictions in place to ensure compliance with both Scottish Government and Public Health Guidance continues to impact the ways in which 1140 hours is implemented. In particular, the restrictions of 33 children in any one “bubble”, staff not being able to work across two groups of children in any one day, and the requirement for intensive cleaning between different groups of children means that models of different groups of children attending each day are not possible at this stage. To ensure continued compliance with the guidance in this school session, 600 hours has been offered in a model of two longer days Monday/Tuesday or Wednesday/Thursday and alternate Fridays.

- 3.2 As reported at full Council in December 2020, we have reinstated the 38 week model of 1140 hours in place prior to lockdown with the exception of Musselburgh Burgh Nursery, where the demand for places exceeds the maximum of 33 children at any one time. Capacity is 48 children, and to ensure that no child was displaced, the model of two longer days Monday/Tuesday or Wednesday/Thursday and an alternate Friday has been introduced.

- 3.3 The 1140 hours programme board continues to meet monthly and provides oversight, governance and scrutiny to the overall programme. The board is chaired by the Executive Director – Education and Children’s Services and has representation from across Council services, Head Teachers, Trade Unions and funded providers. The board is also attended by a senior official from the Scottish Government. Fortnightly updates on the progress of the plan are also presented to the Council’s Corporate Management Team.

- 3.4 The Scottish Government and the Improvement Service have maintained ongoing engagement, support and scrutiny of East Lothian’s expansion plan since its inception.

3.5 Update

- 3.5.1 Following the Easter break, Haddington, St Mary’s and Letham Mains Primary School Nurseries extended the number of weeks of nursery provision from the existing 38 week term time model to a model of 48 weeks. The model of 48 weeks makes nursery available through the year including all holidays other than Christmas, New Year, Bank Holidays and in-service days. In June 2021, Dunbar and Sanderson’s Wynd Primary School Nurseries will move to offer 1140 hours over 48 weeks. The model

will be two longer days and an alternate Friday. These nurseries will remain open over the summer.

By Easter 2021, the number of children accessing 1140 hours of early learning and childcare, at local authority and funded provider settings across East Lothian was 1,034. With the offer of 1140 hours at both Dunbar Primary School and Sanderson's Wynd Primary School from June 2021, the number of children able to access additional hours will increase to 1,331. The remaining children will be offered the extended hours from August 2021 including eligible two year olds and those where a deferred year has been agreed.

3.5.2 Whilst the Scottish Government Guidance on numbers of children in each "bubble" and restrictions on staff moving between cohorts of children remains in place, the 1140 hours models in local authority nurseries for the academic 2021/2022 year will be:

- Over 38 weeks, with 30 hours a week being offered over five days in the form of longer days Monday to Thursday and a Friday morning. During their time at nursery, children will receive one snack and a lunch, which will be free of charge. Thirteen local authority nurseries will offer the 38 week model.
- Over 48 weeks, nineteen local authority nurseries will offer the 1140 hours in the form of two longer days, Monday/Tuesday or Wednesday/Thursday and an alternate Friday. During their time at nursery children will receive a snack in the morning, lunch and a snack in the afternoon, of which one snack and a lunch will be free of charge.

3.5.3 East Lothian Council currently works with a total of sixteen funded providers in the form of private nurseries and voluntary organisations, all of whom offer 1140 hours to parents either in full or guidance permitting, as part of a blended model. In addition to the private and voluntary organisations 21 childminders currently have funded providers' status and as with private nurseries offer parents 1140 hours either in full or as part of a blended model. A further eleven childminders have applied to become funded providers for August 2021. The number of funded providers and local authority provision offering 1140 hours now, and for August 2021, gives parents' choice and flexibility in accordance with the Scottish Government's principles of 'funding follows the child' as set out in the "*Blueprint for 2020 – The expansion of early learning and childcare in Scotland - Funding follows the child*"

3.5.4 A section of the Council's website, explaining the models and availability of 1140 hours across East Lothian, has been created, www.eastlothian.gov.uk/1140-hours and went live on Monday 17 May 2021, alongside a social media and press launch. The website also includes information on all funded providers. The timing of the launch coincides with letters being sent to parents allocating places to children for August 2021.

- 3.5.5 As part of the expansion of early learning and childcare to 1140 hours, the Scottish Government introduced a National Standard which requires local authorities to be guarantors of quality in all local authority and funded provider settings. Considerable work has been undertaken by the Early Learning and Childcare Support Team who have developed Quality Assurance Guidance. This guidance and the advice and support being provided by the team has been well received by both local authority early years settings and our funded providers. This document has also been shared with the Scottish Government and other authorities across Scotland as a model of good practice.
- 3.5.6 Throughout the pandemic, the Early Learning and Childcare Support Team has continued to develop and deliver training to local authority and funded providers to support professional development, quality improvement and leadership development. Support has been facilitated online and in preparation for the reopening of settings, the team has worked with providers to ensure compliance with the Scottish Government's regulations for reopening Early Learning & Childcare provision. The Support Team continues to work on quality improvement, with the aim of supporting all settings to be at, and maintain the National Standard as they offer the extended hours. The standard will also be scrutinised by Education Scotland and the Care Inspectorate as part of their national role in monitoring the quality of early learning and childcare.
- 3.5.7 The increase in hours and changes in work patterns across all settings has created employment opportunities at all levels. To date, an additional 45 staff have been employed or offered posts. This number is in addition to existing staff who, in working part-time, have opted to increase their working hours. Recruitment of staff continues on a rolling programme to ensure that there are sufficient staff to support the delivery of the expanded hours.
- 3.5.8 Throughout the pandemic, funded providers in the form of private nurseries, larger childminding services and latterly childcare for school age children, have been able to apply for grants through the Transitional Support Fund, and two phases of the Temporary Restriction Fund. These were administered by East Lothian Council on behalf of the Scottish Government and were aimed at minimising shortfalls in income whilst settings were closed and to ensure sustainability for the future.

3.6 **Conclusion**

Despite the significant challenges of the last year on the early learning and childcare sector and on Council staff working across a wide range of services, East Lothian Council remains on track to fully deliver the expansion of Early Learning and Childcare to 1140 hours, for August 2021. We are confident that, as required, all children who wish to access extended hours will be offered the opportunity to do so. The offer for families will include places at a local authority nursery and funded providers within the community offering flexibility and choice. We will continue to review our models during school session 2021/2022 and seek

feedback from staff and parents which will support us in making any improvements for the following session.

4 POLICY IMPLICATIONS

4.1 None

5 INTEGRATED IMPACT ASSESSMENT

5.1 The subject of this report does not affect the wellbeing of the community or have a significant impact on equality, the environment or economy.

6 RESOURCE IMPLICATIONS

6.1 Financial – The expansion of early learning and childcare to 1140 hours will be delivered within the financial allocation from the Scottish Government.

6.2 Personnel – A number of Centre Managers, Senior Early Years Practitioners, Early Years Practitioners and Support Workers have been recruited to ensure that the correct staffing ratios are in place and are maintained, as we move to different models and patterns of early learning and childcare provision.

6.3 Other – none.

7 BACKGROUND PAPERS

7.1 None

AUTHOR'S NAME	Lesley Brown
DESIGNATION	Executive Director - Education and Children's Services
CONTACT INFO	Email – lbrown@eastlothian.gov.uk
DATE	13 May 2021

REPORT TO: Education Committee
MEETING DATE: 8 June 2021
BY: Executive Director for Education and Children's Services
SUBJECT: Improving Outcomes for All – Raising Attainment Strategy

5

1 PURPOSE

- 1.1 This report provides a comprehensive update on the work underway across Education and Children's Services to improve outcomes for all, through raising attainment and achievement and reducing the poverty-related attainment gap. It also sets out the impact of the COVID-19 pandemic and seeks approval of the range of actions underway as part of the Raising Attainment Strategy.

2 RECOMMENDATIONS

- 2.1 The Committee is asked to:
- i. Note the contents of this report and the impact of the COVID-19 pandemic on East Lothian learners.
 - ii. Note the key successes, areas of progress and action being taken by schools and the Education Service to improve pupil attainment during the current school session 2020-21 and planned for session 2021-22.
 - iii. Note the key successes, areas of progress and action being taken by East Lothian Works to ensure continued positive destinations and employability options for school leavers.
 - iv. Approve the actions and key areas of focus as outlined at 3.9.1 – 3.9.5 as part of the development of a Raising Attainment Strategy focused on improving outcomes for all.

3 BACKGROUND

- 3.1 In recent years, East Lothian Council schools and Education Service have had a strong focus on improving pupil attainment for all learners. School

improvement plans and the Service improvement plans have referenced these priorities and actions, and a summary of the key priorities for 2020-21, along with supporting data, were approved by Education Committee in November 2020.

3.2 School education is fundamental to ensuring positive long-term outcomes for young people and it impacts on Scotland's economy and society. The Scottish Government National Improvement Framework (NIF) clarifies the vision for education in Scotland as:

- Excellence through raising attainment: ensuring that every child achieves the highest standards in literacy and numeracy, as well as the knowledge and skills necessary to shape their future as successful learners, confident individuals, responsible citizens, and effective contributors.
- Achieving equity: ensuring every child has the same opportunity to succeed, with a particular focus on closing the poverty-related attainment gap.

3.3 The disruption to school education across the World as a result of the COVID-19 pandemic has been considerable. Here in Scotland, with two lockdowns, two moves to remote learning and ongoing restrictions and disruptions arising from positive cases and pupils requiring to self-isolate, there is no doubt that the impact on learners is likely to continue for some time and the need for continued recovery will be ongoing. The Scottish Government and all local authorities are now actively working on recovery plans and specific actions that will be needed now and in the future to deal with the impact of COVID-19, improve outcomes for all and close the poverty-related attainment gap.

3.4 **Scottish Attainment Challenge**

3.4.1 The Scottish Attainment Challenge (SAC) was launched by the Scottish Government in February 2015. The overall aim of SAC was to achieve equity in educational outcomes, with a particular focus on closing the poverty-related attainment gap. SAC is underpinned by the National Improvement Framework, Curriculum for Excellence and Getting it Right for Every Child. The programme is both universal and targeted and is supported by the Attainment Scotland Fund which is split in to Challenge Authorities (9 local authorities), the Schools Programme, the Pupil Equity Fund (PEF) and the Care-experienced Children and Young People Fund. East Lothian Council benefits from PEF and the Care Experienced Children and Young People Fund. East Lothian Council's allocation of PEF funding for 2021/22 is £1,935,516 which includes an additional 15% for session 2021/22 to take account of the COVID-19 pandemic and the likely impact on learners. In addition, we receive £200,000 from the Care Experienced Children and Young People Fund.

3.4.2 Early in 2021, the Scottish Government embarked on a review of the Scottish Attainment Challenge, its purpose, progress and the funding that has been allocated to local authorities in recent years. A national advisory group has been established to provide advice and support to Scottish Ministers on the next steps for the programme. The Executive Director for Education and

Children's Services is one of three local authority directors on the group, advising on behalf of the Association of Directors of Education Scotland (ADES).

3.5 Audit Scotland: 'Improving Outcomes for Young People through School Education'

3.5.1 In March 2021, Audit Scotland published a report "Improving Outcomes for Young People through School Education" (Appendix 1). The report sets out the findings of audit work that looked at how effectively Scottish Government, councils and their partners were improving outcomes for young people through school education. It concluded that:

- There had been many improvements in the range of opportunities, awards and qualifications available to learners.
- Improvement needs to happen more quickly and that there needs to be greater consistency across the country.
- The measurement of progress in achieving outcomes and the national priorities will be hampered by temporary gaps in data collection and disruption to data due to the impact of the Covid-19 pandemic, such as that caused by the changes in assessing pupil progress in the Broad General Education due to two extensive periods of remote learning for pupils.
- It also noted that the measurement of progress to improve outcomes for all learners and reduce the poverty-related attainment gap will be affected by the temporary disruption to data, for example caused by changes to the assessment process as a result of exam cancellations.
- Better data is now needed to inform future improvement planning.

3.5.2 The Scottish Government has advised that attainment data gathered for sessions 2019-20 and 2020-21 is not comparable to data gathered in previous school sessions and should not be used for the purposes of comparative analysis of attainment trends over time.

3.6 Reducing Inequalities

3.6.1 The East Lothian Council Plan 2017-2022 and the Education Service Progress and Improvement Plan 2020-21, approved by Education Committee in November 2020, both make clear the Council's commitment and focus on reducing inequalities within and across our communities and raising attainment and reducing the poverty-related attainment gap.

3.6.2 In East Lothian, the interruptions caused by the pandemic have affected children, young people and families in many ways. We know that whilst many of our families have coped well, others have been affected by job losses, economic uncertainty and financial hardship. As a result, our learners have also been impacted, including to their wellbeing and mental health and also to their progress and learning. There has been a concentrated focus in East Lothian schools on supporting and monitoring wellbeing during the pandemic and this will continue into school session 2021-22 as schools continue to support pupils through nurturing

approaches to reconnect with learning and rebuild relationships. Since the reopening of school buildings and the return of all learners to school, teachers have been assessing children's progress and putting in place targeted interventions to support children and mitigate any impact on their attainment and achievement.

- 3.6.3 During session 2020 /21, the Education Service has improved the availability and support in the use of data tools by schools which will facilitate improvements in data-informed interventions and enable more timeous tracking of impact upon pupil outcomes to ensure a continued focus on pupil equity and levels of attainment.

An ongoing focus on improving pupil attendance at school in session 2021/22 will be required. Considerable work is under way across education and children's services, in identifying those for whom their attendance and/or engagement in learning gives cause for concern and where a bespoke educational package may be needed. This will continue to be a key focus as part of improvement work underway across Education and Children's Services as part of Getting it Right for Every Child.

3.7 Broad General Education - Achievement of a Curriculum for Excellence Level (ACEL)

- 3.7.1 From June 2016, East Lothian schools collated pupil attainment data for key stages in the Broad General Education (P1, P4, P7 and S3) as required by Scottish Government on an annual basis until 2019. This is a requirement of the National Improvement Framework. As a result of school closures from March to June 2020, Scottish Government announced that the collation of this data would not be possible for June 2020. Whilst aspects of the national collation of this ACEL data will resume in June 2021, this will only be for P1, 4 and 7. Scottish Government has advised that data should not be collected for pupils in S3 or those with additional support needs in special schools.

- 3.7.2 The purpose of this data is to track, monitor and inform future improvements across schools in relation to pupil attainment. This data is based on the professional judgement of teachers of the overall progress made by a learner through Curriculum for Excellence levels in Literacy and Numeracy at the key stages as outlined above.

The combined attainment as evidenced in the ACEL background paper (Appendix 2) for P1, P4 and P7 stages across East Lothian shows that:

- For Literacy, pupil attainment was broadly in line with national averages.
- For Numeracy, pupil attainment was broadly in line with national averages and showed improvements during this period.

The attainment measures for S3 for the period 2017-2019 shows that:

- For Literacy, levels of pupil attainment at Third Level were broadly in line with national averages for this period.
- For Numeracy, levels of pupil attainment at Third Level were in line with the national average in 2019 and showed improvement over time.

- For Literacy, levels of pupil attainment at Fourth Level were typically below the national average with the exception of 2018.
- For Numeracy, levels of pupil attainment at Fourth Level in 2019 were above the national average and showed improvement over time.

3.8 Senior Phase National Qualifications

3.8.1 As a result of the COVID 19 pandemic in 2019/20, the 2020 national examination timetable was cancelled and externally assessed SQA qualifications at National 5, Higher and Advanced Higher were instead awarded based on centre estimated grades. Due to this change in the assessment and awards process, the Scottish Government has advised that SQA results for 2019/20 should not be directly compared to those in previous years and cannot be used to directly demonstrate school or authority improvement compared with previous years.

3.8.2 Some key points arising from analysis of national qualification attainment to 2019 and presented to Education Committee in November 2020 include:

- 64% of school leavers attained both literacy & numeracy at SCQF Level 5 or above in 2018/19.
- Literacy and Numeracy rates were both at their highest level since 2014/15.
- East Lothian's performance at SCQF Levels 3 and 4 has been relatively consistent in line with the virtual comparator and national average.
- Percentage of school leavers achieving 3 or more awards at SCQF Level 6 or better shows an overall improvement since 2014/15, consistently above the national average since 2016.
- 78% of school leavers from the most deprived areas gained 1 or more qualifications at SCQF Level 5 in 2019, an increase of 5% on 2018.
- 73% of school leavers with an additional support need gained 1 or more qualifications at SCQF Level 5 in 2019, an increase of 4% on 2018.

3.8.3 In addition, Exhibit 3 on page 17 of the Audit Scotland report, "Improving Outcomes for Young People through School Education", provides analysis of the data for June 2019 compared to June 2014. The percentage of East Lothian school leavers achieving 5 awards or more at SCQF level 5 or better was 63.3% (an increase of 4.0% since June 2014). This is compared to the national average of 64.3% in June 2019 (an increase of 5.5% since 2014).

3.8.4 The data also shows 82.9% of school leavers achieving 1 award or more at National 5 or better in June 2019 (a 0.8% decrease for the period 2014-2019). This is below the national average of 85.1% (which shows an increase of 0.7% for the same period in time).

3.8.5 Exhibit 4, on page 28 of the Audit Scotland report, provides national analysis of the gap between the most deprived and the least deprived pupils in percentage of school leavers achieving five or more awards at level 5 in

2018/19. While the poverty-related attainment gap measure is larger for East Lothian learners compared to other local authorities it is important to note that the analysis is influenced by the learner numbers in each quintile, with significantly fewer pupils being recorded in Quintile 1 (49 leavers or 4.5% of the total leavers cohort) compared to Quintile 5 (177 leavers or 17.7% of the total leavers cohort).

3.8.6 Nationally, the poverty-related attainment gap remains wide and inequalities have been exacerbated by COVID-19 and this is currently reflected across East Lothian schools. Our Raising Attainment Strategy has a clear focus on closing the poverty-related attainment gap across our schools for all learners. The Raising Attainment Strategy will help to coordinate specific interventions across schools to address this gap in both the Broad General Education and the Senior Phase.

3.9 Key Successes, Summary of Progress and Next Steps 2020-21

3.9.1 Raising Attainment Strategy for East Lothian Schools

Despite the significant disruption to school education since March 2020, a considerable amount of work has been undertaken during this school session 2020-21, to develop our Raising Attainment Strategy for East Lothian schools. Head Teachers are using BGE ACEL data tools to analyse attainment data over time and to identify key barriers to pupil attainment.

3.9.2 Having undertaken significant analysis, the key priorities and areas of focus identified are to improve:

- Overall attainment at Primary 1 (Early Level)
- Attainment in writing in the Broad General Education
- The gender-based attainment gap
- The poverty-related attainment gap
- Curriculum transitions between primary and secondary

3.9.3 A work stream for each area has been established consisting of head teachers, depute head teachers, principal teachers and classroom teachers with support from the Quality Improvement Team and the Education Scotland Attainment Advisor. Each work stream is currently developing an improvement plan to identify the key priorities and actions that will be undertaken in session 2021-22. The purpose of this work is to identify key principles, pedagogies, resources, strategies and approaches that East Lothian schools will use to address attainment gaps caused by the identified attainment barriers.

The collective work of the work streams, and the raising attainment strategy as a whole, is directed by the Raising Attainment Oversight Group. Further detail can be found in the supporting document “Raising Attainment Plan – Implementation and Development Structure” (Appendix 3).

3.9.4 All schools will have an identified raising attainment priority in their school improvement plan for 2021-22. A school’s priority will be identified through analysis of the schools attainment and contextual data using our data tools,

and will have a focus on one of the key areas identified in the Raising Attainment Strategy. To support this, the Quality Improvement Team have provided professional learning opportunities to Head Teachers and Depute Head Teachers in relation to the use of each of the data tools for the purposes of data analysis and identification of their attainment gap. The Working Time Agreement, in place for all schools which sets out how development time should be focussed also identifies improving outcomes and raising attainment as a mandatory priority for all schools next session.

3.9.5 Updates on the progress of the Raising Attainment Strategy will be provided to future Education Committee meetings as appropriate

3.10 Education Scotland Attainment Advisor

3.10.1 Head Teachers and the Quality Improvement Team have worked collaboratively with our Education Scotland Attainment Advisor to develop the strategic direction of our Raising Attainment Strategy. Our Attainment Advisor has also provided support, advice and guidance to individual work streams, and professional learning on quality improvement. In addition, she has provided support and challenge to schools on Pupil Equity Fund (PEF) plans. This has resulted in improvements to the planning of PEF interventions and the measurement and evaluation of impact of these in our schools.

3.10.2 Education Scotland produced a report in early 2021 on the work of East Lothian - 'The *Scottish Attainment Challenge: 2015-20 Impact Report for East Lothian*' (Appendix 4) and summarised the following strengths across East Lothian schools:

- A commitment to equity and closing the poverty-related attainment gap.
- A reduction in exclusion rates in primary and secondary, including of those pupils living in SIMD Quintile 1.
- In Literacy, improved attainment for P1, 4 & 7 pupils living in Q1 alongside a reduction in the poverty-related attainment gap in Literacy and Numeracy at Early and First Level (Curriculum for Excellence).
- Improved attainment for Senior Phase pupils living on Q1, particularly at SCQF 5 with reduction in the poverty-related attainment gap in the same measure.
- Attainment outcomes and positive destinations for care experienced children and young people have improved while rates of exclusion have decreased.
- The increased focus on attainment outcomes for children and young people living in Q1 through the Local Authority Raising Attainment Plan which includes 3 year stretch aims. This is being driven by Head Teachers and practitioners from across East Lothian and is supported by the Attainment Advisor.

3.11 Scottish Qualifications Authority – Alternative Certification Model (ACM) for National Qualifications 2021

3.11.1 The Alternative Certification Model (ACM) was developed for National 5 courses, in response to the Deputy First Minister's announcement on 7

October 2020 of the cancellation of National 5 exams. Following the cancellation of Higher and Advanced Higher exams on 8 December 2020, it was decided that the ACM would be expanded to cover Higher and Advanced Higher, as well as National 5.

- 3.11.2 East Lothian's arrangements for the ACM are founded on well-established quality assurance and moderation approaches embedded in our Self-Improving Schools approach. Our ACM model was developed in collaboration with Head Teachers and SQA Coordinators through frequent virtual meetings for this purpose, mirroring our structure of regular meetings with secondary head teachers throughout the school year to ensure clear lines of communication and collaborative involvement in strategic improvement priorities.
- 3.11.3 Our approach to ACM was founded on a review of our 2019-20 approach to estimated grades for National Qualifications and reflection on the findings of the national independent review conducted by Professor Mark Priestley of Stirling University. Through this review, we identified areas for further improvement for 2020-21, which included additional support and challenge from the central Quality Improvement Team to schools in terms of quality assuring school and departmental policy and procedures towards Quality Assurance and Moderation. Collaborative ACM Planning meetings between Head Teachers, SQA Coordinators and central education staff have been ongoing since January 2021.
- 3.11.4 A short-life working group was formed from this group to develop the detail around the East Lothian Schools' Timeline for ACM Assessment and Quality Assurance and Moderation (Appendix 5). The group was also involved in developing and agreeing the ACM Guidance to Schools document, to provide clarity of expectation to all staff across all secondary schools. This guidance was shared, discussed and implemented to shape individual schools planned assessment timetables and departmental plans for ongoing quality assurance and moderation of the ACM process.
- 3.11.5 Additional funding from the South East Improvement Collaborative was used to support a part-time ACM Development role allowing a current Principal Teacher to coordinate subject leads and in-service work to support ACM approaches across East Lothian schools.
- 3.11.6 In April 2021, secondary practitioners, senior leaders and central staff engaged with Education Scotland as part of the national review of local authority approaches to quality assurance as part of the ACM. Feedback from Education Scotland on our approaches was very positive with aspects highlighted as good practice. In particular, Education Scotland highlighted the leadership of the approach, collaboration between school, central staff and the Trade Unions and the focus of the authority on supporting teacher workload. The publication of this report is expected in June 2021.
- 3.11.7 From April until June 2021, teachers from across all six secondary schools are assessing young people in the senior phase as required by the Scottish Qualifications Authority (SQA). Schools have been asked to gather between two and four pieces of assessment evidence per subject

as 'demonstrated attainment' which will then determine the final grade submitted to SQA by the end of June.

3.12 Employability and Positive Destinations: Key Successes, Summary of Progress and Next Steps 2020-21

- 3.12.1 East Lothian Works (ELW) continues to support schools to increase sustained positive destinations and participation measures, utilising partnership support. Currently, East Lothian has 94.5% of young people aged 16-19 in a positive destination, compared to 92.1% nationally. In addition to ELW's existing support, we have increased our offer to provide a named keyworker to support every summer 2021 leaver. We are working with Skills Development Scotland and schools to support S3 pupils who have been identified as being at maximum risk of leaving school without an identified destination. Further information is contained within the Skills Development Scotland 2020 Annual Participation Measure Report (Appendix 6).
- 3.12.2 ELW continues to build Foundation Apprenticeship (FA) frameworks for young people in school, in line with labour market intelligence and our young people's needs. FAs are undertaken in the senior phase and are an industry recognised qualification which can be undertaken at the same time as National 5 and Higher qualifications. In East Lothian, we currently have 70 pupils working towards an FA. ELW continues to support increased access to vocational training and qualifications for all young people in partnership with schools.
- 3.12.3 ELW is expanding the Developing Scotland's Young Workforce (DYW) links between local employers and schools. The recent recruitment of three school based DYW Co-ordinators has provided an enhanced focus on this relationship, building and harnessing additional opportunities for schools. Each co-ordinator will work across 2 schools.
- 3.12.4 ELW continues to develop interventions and programmes, using a family-centred approach to ensure that our most vulnerable families are supported to achieve. This will be achieved as a result of the recruitment of two Education Support Officers, one for literacy and one for numeracy, along with Scottish Government grant funding from the Parental Employability Support Fund (PESF). ELW have a team of staff working in this space to support both parents and young people and will address parental in-work poverty and unemployment in addition to raising attainment of young people.
- 3.12.5 ELW continues to be responsive to Labour Market Analysis and works with partners to create sustainable pathways in to employment. In light of COVID-19, the labour market has shifted, resulting in new skills and new ways of working. Part of the support within this area will be delivered by the newly recruited Employability Project Officer (PACE) who will sit between ELW and Economic Development to support businesses. This work will also be supported by the newly recruited Employability Intervention Officer who will work with individuals impacted or at threat of redundancy.

4 POLICY IMPLICATIONS

4.1 None

5 INTEGRATED IMPACT ASSESSMENT

5.1 The subject of this report does not affect the wellbeing of the community or have a significant impact on equality, the environment or economy.

6 RESOURCE IMPLICATIONS

6.1 Financial - None

6.2 Personnel - None

6.3 Other - None

7 BACKGROUND PAPERS

Appendices attached to report:

7.1 Appendix 1: Audit Scotland: Improving outcomes for young people through school education.

7.2 Appendix 2: Achievement of Curriculum for Excellence (CfE) Levels 2018/19.

7.3 Appendix 3: Raising Attainment Strategy – Implementation and Development Structure.

7.4 Appendix 4: Scottish Attainment Challenge: 2015-20 Impact Report for East Lothian.

7.5 Appendix 5: SQA NQ21 Alternative Certification Model – Guidance to East Lothian Schools and ACM Timeline.

7.6 Appendix 6: Skills Development Scotland 2020 Annual Participation Measure – Report Summary for East Lothian Council.

AUTHOR'S NAME	Nick Trussler
DESIGNATION	Quality Improvement Officer
CONTACT INFO	ntrussler@eastlothian.gov.uk
DATE	8 June 2021

Improving outcomes for young people through school education



ACCOUNTS COMMISSION 

AUDITOR GENERAL 

Prepared by Audit Scotland
March 2021

Contents

Key messages	3
Outcomes	11
Inequalities	25
Working together to improve outcomes	34
Spending on education	42
Endnotes	49
Appendix 1. Methodology	52
Appendix 2. Advisory group	55

Audit team

The core audit team consisted of: Tricia Meldrum, Beverley Oakman, Zoe McGuire and Martin Allan, with support from colleagues and under the direction of Antony Clark.

Links

 PDF download

 Web link



Exhibit data

When viewing this report online, you can access background data by clicking on the graph icon. The data file will open in a new window.

Key messages

- 1** School education is not just about exam results. It also aims to improve children's and young people's health and wellbeing and support wider outcomes such as vocational qualifications. The Covid-19 pandemic has affected children and young people in many ways, including their learning, wellbeing and economic circumstances. Pupils living in the most challenging circumstances have been most affected by school closures.
- 2** Those involved in planning, delivering and supporting school education were working well together prior to the pandemic. This strong foundation helped them to collaborate to deliver a rapid response to Covid-19 in exceptionally challenging circumstances. The pandemic has reinforced the importance of school education and other sectors working together to tackle issues which affect young people's life chances and outcomes, such as child poverty and health and wellbeing.
- 3** Both national education policy and the curriculum reflect the importance for pupils of different pathways and opportunities, and outcomes beyond exam results. There has been an increase in the types of opportunities, awards and qualifications available to children and young people and an increase in the number awarded. However, better data is needed to understand if other outcomes, like wellbeing and confidence, are improving.
- 4** There is wide variation in education performance across councils, with evidence of worsening performance on some indicators in some councils. At the national level, exam performance and other attainment measures have improved. But the rate of improvement up until 2018–19 has been inconsistent across different measures.

Measuring progress has been hampered by the cancellation of exams and other data gaps caused by Covid-19. This could create risks around accountability.

- 5** The poverty-related attainment gap remains wide and inequalities have been exacerbated by Covid-19. Progress on closing the gap has been limited and falls short of the Scottish Government's aims. Improvement needs to happen more quickly and there needs to be greater consistency across the country. The government and councils recognise that addressing inequalities must be at the heart of the response to Covid-19, longer-term recovery and improving education.
 - 6** Council spending on primary and secondary school education across Scotland increased by 5.1 per cent in real terms between 2013/14 and 2018/19, from £4.1 billion to £4.3 billion. Most of the real-terms increase in spend can be attributed to the Attainment Scotland Fund, which the Scottish Government set up in 2015/16 to close the poverty-related attainment gap. When this is excluded, real-terms spending increased by 0.7 per cent during the period, to just over £4.1 billion. The Scottish Government had put over £200 million of extra money into Covid-19 mitigation measures and education recovery by early January 2021.
-

Recommendations

The Scottish Government, councils and Education Scotland should work together to take forward the recommendations, where appropriate, within the context of a collaborative system and with lead responsibility as set out below.

The Scottish Government should:

- continue to lead the development of priorities for education recovery and improvement, building on the actions set out in the National Improvement Framework (NIF) for 2021, the Equity Audit and the forthcoming OECD review, being clear about anticipated outcomes and milestones
- work with stakeholders to develop and publish consistent and robust national data that reflects the ambitions of the national curriculum, national policy priorities such as health and wellbeing and confidence, and key priorities for Covid-19 recovery and improvement
- update the NIF to reflect data on these agreed outcomes and consider how to ensure that there is greater prominence on these broader outcome measures in public reporting and messaging, for example by inclusion in the NIF key indicators
- work with stakeholders to agree an approach to dealing with the challenges created by data disruption in 2020 and 2021 which will affect monitoring of progress in achieving policy ambitions relating to outcomes and the attainment gap
- ensure that future methods for targeting support to address inequalities reflect broader demographic issues, which are not well reflected in the Scottish Index of Multiple Deprivation (SIMD), and updated data on the economic impact of Covid-19 on communities.

Education Scotland should work with schools, councils and RICs to:

- understand the factors that cause variation in performance across schools and councils
- achieve greater consistency in applying the NIF drivers through a targeted response that reflects local priorities for improvement, with a focus on reducing inequalities
- ensure the successful innovation and learning from the Covid-19 response, such as the opportunities from using digital learning, informs future planning for improved outcomes for children and young people.

Councils should:


- work with schools, Regional Improvement Collaboratives, other policy teams and partners, for example in the third sector, to reduce variability in outcomes by more consistent application of the drivers of improvement set out in the NIF, by:
 - using data to understand trends in outcome measures over time and across different demographic groups

- using evidence-based quality-improvement approaches
- sharing learning and applying good practice across schools and councils
- helping schools to build up their data analytical, evaluation and quality-improvement skills so they can make evidence-based decisions
- monitor the short- and longer-term impacts of Covid-19 (including the impact of remote learning) on local children’s and young people’s learning and wellbeing and take action when required to mitigate the effects and improve outcomes
- more effectively and consistently involve young people and parents in planning to improve outcomes and to inform the local response to Covid-19
- ensure third-sector organisations working with or representing children and young people are effectively involved in local planning to improve longer-term outcomes, and to deliver the local education response to Covid-19.

The Scottish Government, Education Scotland and councils should:

- continue to ensure a coordinated policy response within and across government (for example with health and children and families services) when planning to improve longer-term outcomes for children and young people and delivering the education recovery response to the equality impacts of Covid-19
- use the Equity Audit and other evidence to monitor the short- and longer-term impact of Covid-19 on children’s and young people’s learning and wellbeing, and to inform the development of local and national priorities and targeting of mitigating actions
- further promote the importance of the different pathways, qualifications and awards available to young people with parents, carers, politicians, and the media, to support wider public understanding of the importance of broader outcomes.

About this audit

1. In 2019, Audit Scotland carried out audit work to look at how effectively the Scottish Government, councils and their partners were improving outcomes for young people through school education. This work was paused in March 2020 because of the Covid-19 pandemic. It was restarted in October 2020 to look at the impact of Covid-19 on school education and the response taken by the Scottish Government, councils and their partners. This report draws together the key findings from these two pieces of work. We recognise that this is a fast-changing situation and this report only covers actions taken by the Scottish Government, councils and their partners up until early January 2021. We also recognise that the global Covid-19 pandemic has had a significant effect on education systems, children and young people and families across the world. The objectives of the initial and follow-up work are set out in the audit scopes on our [website](#)  and methodologies are outlined in [Appendix 1. Methodology \(page 52\)](#). This audit considered mainstream primary and secondary school education and is part of a body of audit work in this area ([Exhibit 1, page 7](#)).

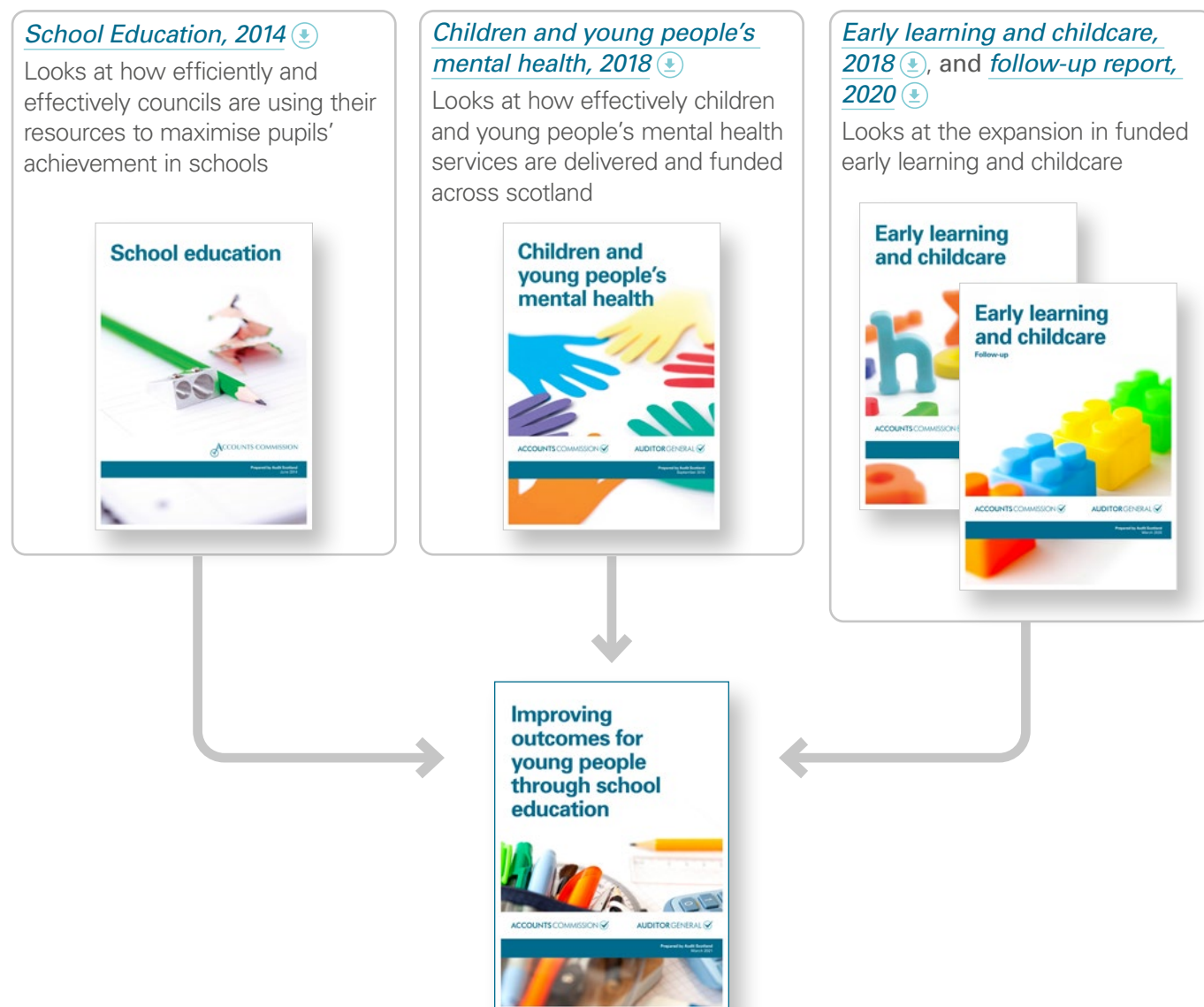
2. We would like to thank members of the audit advisory group listed in [Appendix 2. Advisory group \(page 55\)](#), and also members of the Inform 100 youth panel who worked with us throughout the audit.

Exhibit 1

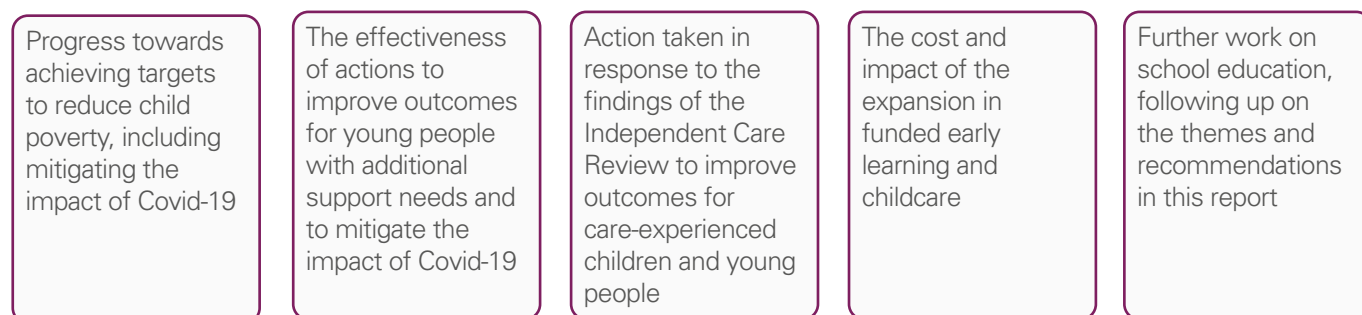
Related audit work on outcomes for children and young people

This report is part of a wider programme of audit work.

Previous reports




Potential areas for future audit work



Background

3. School education is fundamental to ensuring positive long-term outcomes for young people and it impacts on Scotland's economy and society. It performs a key role in contributing to the 11 long-term outcomes set out in the Scottish Government's National Performance Framework (NPF).¹ The Scottish Government is responsible for developing national policy and strategic direction. Its vision for education in Scotland is:

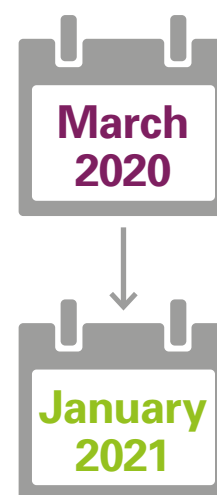
- excellence through raising attainment: ensuring that every child achieves the highest standards in literacy and numeracy, as well as the knowledge and skills necessary to shape their future as successful learners, confident individuals, responsible citizens, and effective contributors
- achieving equity: ensuring every child has the same opportunity to succeed, with a particular focus on closing the poverty-related attainment gap.²

4. The Scottish Government, in its strategic response to Covid-19, has designated keeping schools open a key priority.³ In March 2020, the Scottish Government took the decision to close all schools as a result of the Covid-19 pandemic. Councils provided hubs for the children of keyworkers and vulnerable children, but most learning was carried out remotely. Schools reopened after the summer holidays in August 2020 and closed again after the Christmas holidays (see the [school education Covid-19 timeline](#)  on our website).

5. Scotland's 32 councils are responsible for local education policy, providing school education for every school-age child and improving outcomes.⁴ They also have a statutory duty to reduce inequalities in outcomes for those pupils from a disadvantaged background.⁵ Children normally spend seven years in primary school (P1–P7) and at least four years in secondary school (S1–S4). Pupils can then leave school at 16 or stay on for one or two more years (S5 and S6). In September 2020, there were 2,362 council-run primary and secondary schools teaching 694,911 pupils.⁶ In 2018/19, councils spent a total of around £4.3 billion providing primary and secondary school education, 28 per cent of their total revenue spending.⁷

6. Education Scotland is the executive agency of the Scottish Government tasked with supporting quality and improvement in Scottish education. It carries out inspections and reviews of schools, colleges, councils and their partners, and works with teachers and other educators, schools, councils and Regional Improvement Collaboratives (RICs) to help them improve. Since Covid-19 emerged, Education Scotland has paused inspections and focused more on providing national and local support for schools, teachers, pupils and parents, for example with moving to remote learning.

7. In their Joint Agreement published in 2018, the Scottish Government and the Convention of Scottish Local Authorities (COSLA) set out that *'improving the education and life chances of our children and young people is the defining mission of our Scottish education system. Our shared ambition is to close the unacceptable gap in attainment between our least and most disadvantaged children and to raise attainment for all'*. The Scottish Government has committed over £800 million to raise attainment and improve outcomes over the lifetime of this Parliament (2016 to 2021) through the Scottish Attainment Challenge (SAC). A further £128 million has been allocated for 2021/22.⁸ This is part of an ongoing programme of education reform.



[School education Covid-19 timeline](#) 

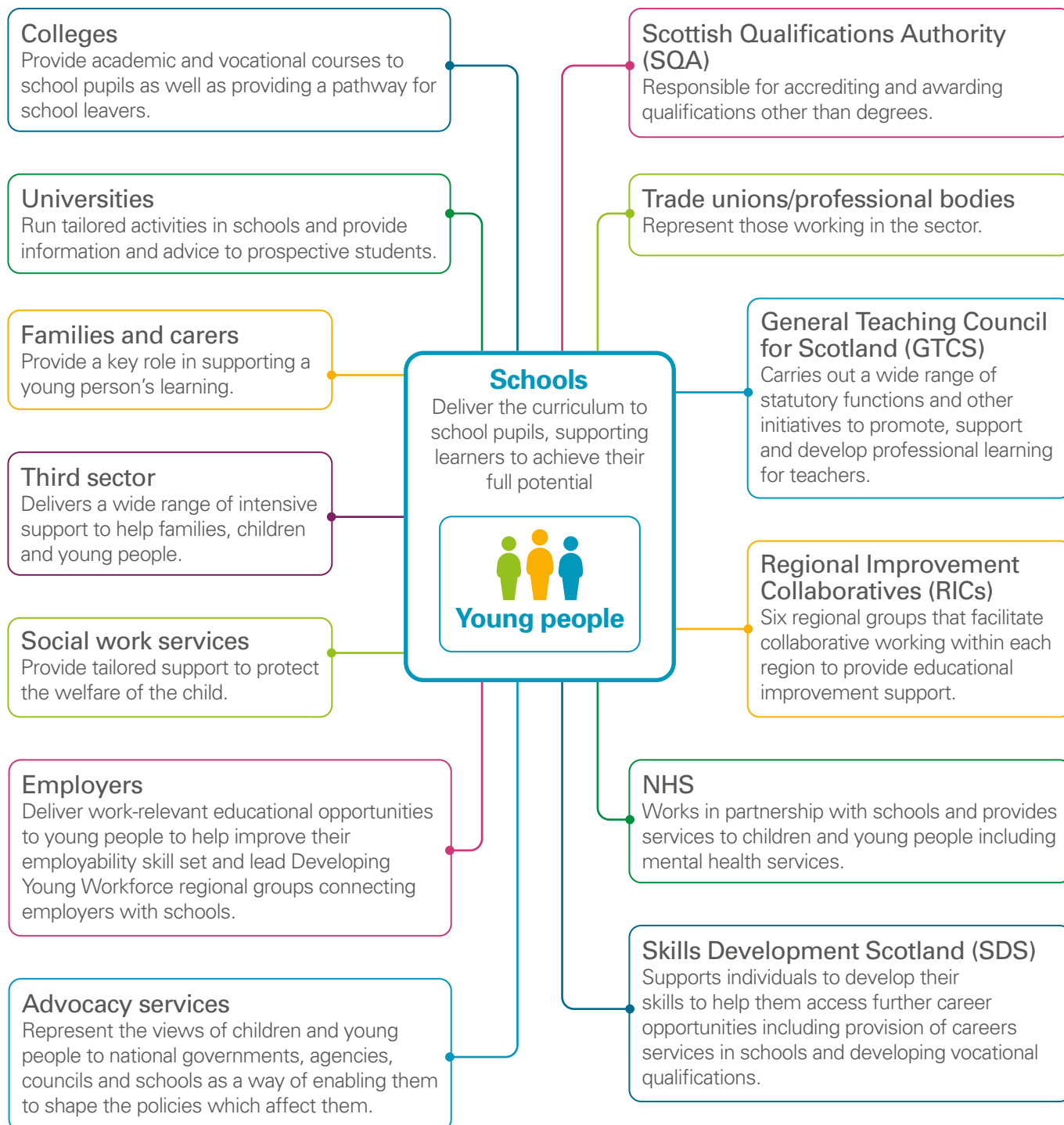
8. Other stakeholders play an important role in improving outcomes for young people through school education, working in partnership with the Scottish Government, Education Scotland, councils and schools ([Exhibit 2, page 10](#)).

9. Since lockdown started in March 2020, those working in education and their partners (the education sector) have worked hard in exceptional circumstances to help meet the needs of children and young people and their families. Leaders, teachers and others have had to make difficult decisions very quickly and with no previous experience to draw on. This has been, and continues to be, a very challenging period for children and young people, their families and people working in education. We recognise those challenges and the scale of the work and effort that everyone has put in. We also recognise that it is too early to draw conclusions on the impact of some of the decisions taken.

Exhibit 2

Role of other stakeholders in improving outcomes from school education

Many stakeholders work with schools to improve outcomes for young people through their school education.



Source: Audit Scotland

Outcomes

- 1** School education in Scotland is not just about exam results. It also aims to improve children's and young people's health and wellbeing and support wider outcomes such as life skills, apprenticeships and employment. The National Improvement Framework (NIF), which sets out the key priorities for education, is embedded across the education system and is recognised as central to driving improvement.
- 2** National policy and the national curriculum reflect the importance of health and wellbeing, different pathways and opportunities, and other broader outcomes. There has been an increase in the types of opportunities, awards and qualifications available to children and young people and an increase in the number awarded.
- 3** There is wide variation in performance across councils, including examples of worsening performance in some councils on some indicators. Up to 2018/19, most attainment measures, including performance in exams, had been improving at a national level, but the rate of improvement has been inconsistent across the different measures. The rate of improvement was much greater in the 2020 qualifications awarded to learners, based on teacher judgements rather than examinations.
- 4** Many young people have reported that their mental health has been affected by the impacts of the Covid-19 pandemic. There has been a welcome focus on supporting and monitoring wellbeing during the pandemic and this needs to continue. Prior to the pandemic, there was a lot of focus on improving and tracking

attainment through the NIF key measures and less consistent and robust national data on some wider outcomes, such as health and wellbeing.

- 5** Measurement of progress in achieving outcomes and the national priorities will be hampered by temporary gaps in data collection and disruption to data due to the impact of the Covid-19 pandemic, such as that caused by the changes in assessing qualifications in 2020 and 2021 as a result of the cancellation of exams. This creates risks relating to accountability.
-

School education contributes to a whole range of outcomes for children and young people

10. Improving outcomes from school education is a key tenet of Scottish Government policy, reflecting the importance of education to achieving wider social and economic outcomes for individuals, communities and the nation.

11. There is consensus across those involved in education in central and local government in Scotland and their partners that outcomes through school education are about more than examination results and include confidence, wellbeing, general life skills and work skills. There is also agreement that outcomes should be centred around the individual young person.

12. The National Improvement Framework (NIF) is the key plan that sets out the priorities for education. It is recognised and embedded across the education system as central to driving improvement. The NIF sets out four priorities:

- improvement in attainment, particularly in literacy and numeracy
- closing the attainment gap between the most and least disadvantaged children and young people
- improvement in children and young people's health and wellbeing
- improvement in employability skills and sustained, positive school-leaver destinations for all young people.⁹

13. The Scottish Government first published the NIF in 2016 and it has been updated annually since then. Schools, councils and the Scottish Government use it as the primary tool for driving improvement. It is used to support the development of local policies and plans to improve outcomes, and it plays a part in Education Scotland's approach to supporting RICs, councils and schools to improve.

14. School education is delivered in the context of Curriculum for Excellence (CfE), Scotland's national curriculum. This aims to put the young person at the centre of learning and help them gain the knowledge, skills and attributes for life in the 21st century by providing them with four capacities:

- successful learners
- confident individuals
- responsible citizens
- effective contributors.¹⁰

15. The updated NIF, published in December 2020, revised the definition of excellence through raising attainment to better align with these four capacities and reflect broader outcomes.¹¹ In February 2020, the Scottish Government announced a review of CfE would be undertaken by the Organisation for Economic Co-operation and Development (OECD) and findings are due to be reported in June 2021.

16. Young people themselves agree that outcomes are broader than exam performance. A survey of 1,731 secondary school pupils across Scotland found that the top three most important things they wanted to get out of their time at

school were: qualifications to get into college/university (51 per cent), skills to help get a job (47 per cent) and life skills (40 per cent).¹² Self-confidence was also rated as important, by 34 per cent increasing to 40 per cent among females. Our focus groups with primary and secondary pupils found that outcomes such as 'learning wider life skills', 'being happy and confident' and 'getting a good job', were also important.

17. Discussions with parent organisations and focus groups found that parents and carers also want pupils to achieve what they need at school to excel in life. This includes both academic achievement and being confident and happy individuals.

Commentary on education performance mainly focuses on attainment

18. Central and local government share an understanding of the policy approach that is focused on achieving broader outcomes with the young person at the centre of the system. However, many commentators and other interested parties tend to place greater emphasis on traditional outcome measures. Media messaging around exam performance is seen as unhelpful and dispiriting by pupils, teachers and councils as this represents only part of the picture. Focusing on exam performance is important but needs to be balanced by an understanding of wider outcomes and recognition of their value. An emphasis on measures of attainment in exams, while important, fails to recognise and promote the broader aims of CfE and value the wider achievements of young people.

The Scottish Government reports on a wide range of outcomes although the key measures focus more on attainment

19. The NIF brings together a range of information and data on the education system. It includes 11 key measures, seven of which relate to national qualifications and achievement of CfE levels in literacy and numeracy. These measures were agreed following external consultation and included in the NIF in 2018.¹³

20. There is less consistent and robust national data in the NIF on wider outcomes, such as wellbeing, that have been identified as key priorities. This makes it difficult to assess whether the Scottish Government is achieving the four key NIF priorities. The NIF includes some survey data and the Scottish Government is planning to introduce a new health and wellbeing census to provide better information. This has been planned since the NIF 2019 but was delayed because of the impact of Covid-19.¹⁴ The NIF also includes data on wider outcomes such as attainment of vocational qualifications. However, this is less comprehensive than the more traditional attainment measures and has less prominence as they are not key measures.

21. This imbalance towards more traditional attainment in the NIF key measures, with less prominence on measures of wider outcomes, may not help the understanding of wider outcomes highlighted earlier ([paragraph 18](#)).


22. The Scottish Government also publishes a wide range of data and commentary on progress against the actions set out for the key drivers to support improved outcomes detailed in the NIF. We discuss these drivers in [Working together to improve outcomes \(page 34\)](#). The NIF states that progress against these drivers is expected to help lead to improved outcomes.¹⁵

Secondary school pupils' top-rated outcomes from education include qualifications, skills for work, life skills and self-confidence

Improvement in attainment in relation to exam performance and CfE was inconsistent before the pandemic, with large variation across councils

23. Improving attainment for all is central to the Scottish Government's education policy and this vision is shared by councils and other partners. Performance in exams and against CfE levels are important in improving attainment. However, there has been inconsistent improvement across a range of these indicators in recent years, and the poverty-related attainment gap is still wide. We discuss the gap further in [Inequalities \(page 25\)](#).

At a national level there has been improvement in performance across most indicators of exam performance in the senior phase (S4 to S6) and across CfE levels but there is wide variation across councils

24. Up to 2018/19, most measures of performance in exams and against CfE levels had been improving at a national level, but the rate of improvement has been inconsistent across indicators since 2013/14. We looked at a range of indicators reported nationally on the numbers of S4 to S6 pupils who leave school with awards for Scottish Credit and Qualifications Framework (SCQF) levels 4 to 7 ([Exhibit A](#)  on our website).

25. Based on these indicators, the largest improvements are in the proportion of school leavers achieving three or more awards at level six (Higher) which increased from 45.3 per cent in 2013/14 to 50.9 per cent in 2018/19, and the proportion achieving five or more awards at level 5 (National 5) which increased from 58.8 per cent to 64.3 per cent over the same period. The rate of improvement is less than four percentage points against most of the indicators we looked at.¹⁶ A–C pass rates for awards at National 5, Higher and Advanced Higher increased in 2019/20, however these were based on teacher judgement and cannot be compared with previous years.¹⁷ We discuss this further in [paragraphs 30–31](#). The Scottish Government's national aim is to improve outcomes for all, but it has not set out by how much or by when.

More young people are also achieving other types of awards, in line with the aims of the national curriculum

26. The NIF states that the four capacities of CfE ([paragraph 14](#)) 'were designed to produce a more rounded education with broader achievements being recognised alongside academic attainment'. This highlights the importance of different pathways and opportunities being available to children and young people to best meet their needs. The percentage of school leavers achieving vocational qualifications has increased over this period, particularly at SCQF level 5 (equivalent to National 5). This has increased from 7.3 per cent of pupils leaving school with one or more passes at this level in 2013/14 to 17.1 per cent in 2018/19.¹⁸ In 2020, 26,970 skills-based awards at level 5 were also awarded including skills for work, personal development awards, national certificates, and national progression awards, up from 16,314 in 2014.¹⁹ We discuss these different pathways and opportunities further in [paragraphs 45–49](#).

27. In 2019, we asked councils about the types of wider achievement awards offered in their schools. Of the 28 councils who responded, the number and type of awards varied from council to council, but almost all offer the Duke of Edinburgh's award. This award is not reflected in the Scottish Qualification Authority's (SQA) awards data as it is not accredited. More than 60 per cent of councils who responded also offer the John Muir Award, Saltire Award and Youth Scotland Awards.²⁰ In addition to the most popular awards, a wide variety of others are offered.²¹ These contribute to the wider experiences of young people.

There is large variation in trends in outcomes across councils

28. We have focused on four outcome indicators for more detailed analysis of the senior phase ([Exhibit 3, page 17](#)). These indicators are relevant for most young people and are generally indicative of trends in exam performance and CfE levels in councils across Scotland. Nine councils with the highest proportions of pupils living in the most deprived areas, based on the Scottish Index of Multiple Deprivation (SIMD) are classified as attainment challenge councils and receive additional funding from the Scottish Government through the Attainment Scotland Fund (ASF) which supports the Scottish Attainment Challenge.²² All councils also receive some additional ASF funding for individual schools or pupils.

29. The level of improvement across councils varies significantly, with performance declining against some indicators in some councils. Performance on all four indicators improved in 13 of the 32 councils and on three out of the four indicators in a further 12. For the indicator measuring the percentage of school leavers achieving one or more awards at level 5 or above, performance declined in 13 councils, four of which were attainment challenge councils. Falkirk was the most improved council in two of the four indicators. A range of factors can contribute to a council's performance and rate of improvement, and the NIF sets out key drivers for improvement. We discuss these further in [Working together to improve outcomes \(page 34\)](#). Councils face different pressures and challenges, for example due to their geography, levels of deprivation, staffing levels, funding levels and local priorities. These factors need to be considered when comparing performance across councils.

Performance in senior phase awards improved in 2020, based on teacher judgement, but cannot be compared with outcomes before Covid-19

30. Measurement of progress in achieving outcomes and the national priorities will be hampered by temporary gaps in data collection and disruption to data due to Covid-19. When the exams were cancelled in 2020 because of the pandemic, the Deputy First Minister asked the SQA to develop an alternative certification model. This certification model was based on teacher judgement. The results were initially moderated by the SQA using a statistical algorithm that standardised teacher estimates based on the centre's recent attainment. However, the Scottish Government overturned that approach due to concerns about unfairness. Final results were based on teacher judgements although a small number of students who had results moderated upwards were allowed to keep a higher grade. The results in 2021 will also be based on teacher judgement and a quality assurance process, but no statistically based moderation process will be applied.²³

31. The SQA published revised attainment rate statistics on 31 August 2020. Attainment rates for graded national qualifications in 2020 were much higher than in previous years. Compared with 2019:

- the National 5 attainment rate (A–C) increased by 10.8 percentage points from 78.2 per cent to 89.0 per cent
- the Higher attainment rate (A–C) increased by 14.5 percentage points from 74.8 per cent to 89.3 per cent
- the Advanced Higher attainment rate (A–C) increased by 13.7 percentage points from 79.4 per cent to 93.1 per cent.



The level of improvement across councils varies significantly





















Exhibit 3

National and local performance against a range of indicators in latest year available and change over time

All indicators show improvement at a national level, although there are large variations in local performance.

Council	Percentage of school leavers achieving 1 award or more at SCQF level 5 or better		Percentage of school leavers achieving 5 awards or more at SCQF level 5 or better	
	2018/19	% change since 2013/14	2018/19	% change since 2013/14
Aberdeen City	83.5	3.5	57.9	5.9
Aberdeenshire	86.8	4.0	64.8	7.2
Angus	82.5	-1.3	61.7	0.9
Argyll and Bute	88.1	2.6	67.5	8.3
Dumfries and Galloway	86.3	1.1	62.4	4.8
East Dunbartonshire	96.2	1.8	85.8	7.2
East Lothian	82.9	-0.8	63.3	4.0
East Renfrewshire	96.3	0.4	88.6	6.1
Edinburgh City	83.7	-0.5	64.1	3.3
Falkirk	86.5	2.4	67.9	10.5
Fife	81.5	-0.5	60.0	3.5
Highland	85.1	-0.3	62.5	3.1
Midlothian	82.5	2.8	58.4	3.5
Moray	85.3	-3.7	61.6	0.7
Orkney Islands	91.7	2.2	66.8	-3.7
Perth and Kinross	85.4	-0.7	64.1	1.9
Scottish Borders	84.9	1.8	63.9	0.7
Shetland Islands	Not available		72.9	8.5
South Ayrshire	88.0	0.4	70.6	9.4
South Lanarkshire	84.3	2.6	64.9	8.5
Stirling	86.0	-1.6	72.3	9.1
West Lothian	86.1	0.9	72.1	8.2
Western Isles	88.9	-2.5	65.9	0.0

Cont.

Council	Percentage of school leavers achieving 1 award or more at SCQF level 5 or better		Percentage of school leavers achieving 5 awards or more at SCQF level 5 or better	
	2018/19	% change since 2013/14	2018/19	% change since 2013/14
Attainment challenge councils:				
Clackmannanshire	78.8	 -1.2	55.8	 5.4
Dundee City	78.8	 -1.3	55.6	 5.4
East Ayrshire	80.0	 -2.9	62.0	 3.2
Glasgow City	83.2	 2.7	57.8	 8.1
Inverclyde	89.5	 2.5	67.1	 8.5
North Ayrshire	83.3	 3.2	60.7	 7.6
North Lanarkshire	84.4	 -0.9	62.4	 5.7
Renfrewshire	88.2	 0.6	66.3	 2.8
West Dunbartonshire	85.6	 1.4	58.2	 1.6
Scotland	85.1	 0.7	64.3	 5.5

Council	Percentage of 16–19 year olds participating in education, employment or training		Percentage of school leavers achieving literacy and numeracy at SCQF level 4	
	2019/20	% change since 2015/16	2018/19	% change since 2015/16
Aberdeen City	89.9	1.0	85.9	-2.0
Aberdeenshire	92.3	-0.9	90.7	-2.0
Angus	91.4	-0.2	89.0	-1.6
Argyll and Bute	94.1	-0.1	89.3	1.4
Dumfries and Galloway	91.9	1.3	89.3	1.9
East Dunbartonshire	96.1	0.5	97.3	1.7
East Lothian	94.5	3.9	88.9	0.8
East Renfrewshire	96.7	0.3	95.8	0.3
Edinburgh City	92.4	2.5	89.1	1.1
Falkirk	91.9	2.1	93.8	7.7
Fife	91.7	3.4	90.1	2.0
Highland	93.6	0.2	87.8	1.3
Midlothian	93.4	4.7	89.5	1.7
Moray	93.5	2.5	84.8	-2.1
Orkney Islands	94.7	0.6	89.1	-3.9
Perth and Kinross	94.8	2.0	89.4	4.9
Scottish Borders	94.5	3.1	89.9	1.0
Shetland Islands	96.8	-0.6	91.7	-2.1
South Ayrshire	91.4	0.5	91.4	-0.2
South Lanarkshire	92.7	2.3	88.2	1.0
Stirling	94.4	2.3	93.2	0.7
West Lothian	92.4	2.7	90.1	1.0
Western Isles	95.5	-0.3	88.1	-0.6

Cont.

Council	Percentage of 16–19 year olds participating in education, employment or training		Percentage of school leavers achieving literacy and numeracy at SCQF level 4	
	2019/20	% change since 2015/16	2018/19	% change since 2015/16
Attainment challenge councils:				
Clackmannanshire	89.3	1.1	83.9	1.1
Dundee City	90.0	2.3	85.8	-0.2
East Ayrshire	90.0	0.7	89.2	3.8
Glasgow City	89.5	2.7	85.8	2.7
Inverclyde	92.9	1.7	92.4	1.2
North Ayrshire	90.6	0.7	88.2	0.7
North Lanarkshire	90.7	1.4	87.1	0.6
Renfrewshire	92.4	1.7	92.1	1.0
West Dunbartonshire	90.2	1.8	88.9	4.5
Scotland	92.1	1.7	89.3	1.2

Notes: The percentage of school leavers achieving one or more award at level 5 is not available for Shetland due to small numbers. In senior phase there were changes to how achievement of literacy and numeracy was recognised which is why 2015/16 is the baseline. The participation measure was first published in 2015/16 and 2019/20 data was published in August 2020.

Sources: 1 award or more at level 5 or better – Summary statistics for attainment and initial leaver destinations, Scottish Government; School leavers with 5 or more awards at level 5 and level 4 literacy and numeracy – Insight Database, Scottish Government (We have used two separate sources for qualifications data due to data availability – these are not directly comparable. See methodology section for further details); Annual Participation measure – Skills Development Scotland.



32. The increase in pass rates means more young people were eligible for places at university. The Scottish Government gave a commitment that there would be 'provision for enough places in universities and colleges to ensure that no one is crowded out of a place they would otherwise have been awarded' and announced plans to fund additional student places.²⁴ The Rapid Review of National Qualifications also noted it had been reported that entrance grades for some courses had been inflated for 2021 as a consequence of more young people applying for courses.²⁵

Data collection on national performance for primary and early secondary pupils was cancelled in 2020 due to the pandemic. This will affect performance tracking over time.

33. In our previous school education report in 2014, we reported that performance measurement of primary school pupils was limited to the Scottish Survey of Literacy and Numeracy (SSLN). The SSLN was discontinued in 2017 and the Scottish Government developed new measures. These new measures of pupil performance at primary and early secondary school, based on teacher judgement, have been available since 2016/17. These show some improvements between 2016/17 and 2018/19, with variation across councils.²⁶ However, data was not collected in 2020 due to the Covid-19 pandemic, meaning there is no national data on trends in academic performance for these pupils.

The Covid-19 pandemic has had negative impacts on children and young people that could affect them across a range of outcomes

34. The public health response to the Covid-19 pandemic meant that schools in Scotland were closed from 23 March 2020 until after the school holidays in August. This had an impact on children's and young people's learning, experiences and wellbeing, and could affect their outcomes in the longer term. The Children's Commissioner has also highlighted concerns about the impact on children's and young people's human rights.²⁷ After schools reopened, pupils continued to be affected by public health measures. Some were required to self-isolate and spend time away from school because they or a close contact had tested positive for Covid-19. Schools closed again in January 2021 for a period of remote teaching and learning. We discuss the support that schools, councils, Scottish Government and their partners provided to children and young people and their families in [Working together to improve outcomes \(page 34\)](#).

35. This disruption to learning is likely to have an impact on the range of outcomes that young people should achieve through school education. Negative impacts identified by the Scottish Government include loss of learning and loss of school experiences such as interacting with their peers.²⁸ The pandemic has also impacted on the opportunities for young people to participate in some activities that contribute to those broader life skills and wider outcomes, such as work placements and Duke of Edinburgh's Awards.

36. The cancellation of senior phase examinations in 2020 meant a period of significant challenge and uncertainty for young people. They reported confusion and anxiety over conflicting messages about how their grades would be calculated.²⁹ Some young people who initially achieved university places through clearing reported that they could not go back to their original course choices when grades were improved using teacher judgement.³⁰

37. This audit does not look specifically at outcomes for children and young people who need additional support for learning (ASL) or care-experienced children and young people. However, available research shows that Covid-19 has had additional detrimental impacts on these children and young people. For example, some parents and carers of children who need ASL have found it particularly challenging to support their learning at home, and care-experienced children and young people are more likely to face challenges with distance learning.³¹ A survey of over 1,000 children who were care experienced or on the edges of the care system by the mentoring charity MCR pathways found that 67 per cent reported feeling low, more anxious and stressed and 68 per cent did no schoolwork during the initial lockdown.³²

38. Covid-19 has affected children and young people in wider ways. Increased isolation, the impact of the economic downturn on their family/carer's financial situation, having family or friends experiencing illness or bereavement, increased stress in the home or domestic situation and increased risk of other adverse childhood experiences have all taken a toll.

Covid-19 has had a detrimental effect on children's and young people's mental health and wellbeing

39. Many young people have reported that their mental health and wellbeing has been affected by the impacts of the pandemic. A series of surveys carried out by the Children's Parliament found that the proportion of children who were able to cope and bounce back from adversity had declined over time. The proportion of respondents agreeing or strongly agreeing with the statement 'Even if I am having

a difficult time, I feel I will be okay' fell from 72 per cent in April, to 70 per cent in May and 67 per cent in June.³³ The most recent survey showed no change over time for 12–14-year-old boys in those who agreed with the statement, but a fall from 62 per cent to 54 per cent in girls of the same age.³⁴

40. Some children and young people had a better experience. Findings from the Scottish Government's equity audit show that some children found it easier to learn remotely, especially if they had a good digital set-up and good parental engagement.³⁵

Schools, councils and the Scottish Government have increased their focus on improving children's and young people's health and wellbeing following the impact of Covid-19

41. The Audit Scotland review of children's and young people's mental health found that support for mental health and wellbeing within schools varies.³⁶ The NIF recognises the importance of health and wellbeing to pupils' ability to learn. Prior to the Covid-19 pandemic, schools and councils were already putting a lot of work into improving children's and young people's health and wellbeing. We found many examples of how councils and schools are doing this, both as part of their core activity and through specific projects and posts funded by the Attainment Scotland Fund (ASF). The ASF includes Pupil Equity Funding (PEF) that has gone directly to schools and a number of PEF projects in schools aim to improve children's and young people's health and wellbeing. We discuss the ASF further in the next chapter.

42. Those working in education are focusing on children's and young people's wellbeing as a key priority as the sector continues to deal with and recover from the impact of Covid-19. For example, the RICs have prioritised health and wellbeing in their recovery plans. The Scottish Government acknowledges that the mental health and wellbeing of children and young people, as well as that of parents and carers, has been negatively affected by the pandemic.³⁷

43. The *Coronavirus (Covid-19): mental health – transition and recovery plan*, part of which is designed to specifically support children, young people and their carers, sets out a series of actions. These include ensuring all schools have access to a counselling service by the end of October 2020, providing a framework to support a whole school approach to mental health and wellbeing in the context of Covid-19, and developing a national policy to support children's and young people's mental health and wellbeing for all sectors of the children and families workforce by Autumn 2021.³⁸ Funding of £15 million has been distributed amongst all councils to support the mental health and wellbeing of children, young people and their parents and carers.³⁹

44. There has been a focus on supporting other aspects of wellbeing during the pandemic. For example, through the provision of free school meals for eligible children during lockdown, and in the Easter, summer and Christmas holidays.

There are more opportunities for young people to achieve wider outcomes, but there are challenges and Covid-19 has added to these

45. A number of other opportunities are available to pupils at schools through partnerships with colleges and employers, reflecting the ambitions in CfE. These include pupils achieving Foundation Apprenticeships and pupils studying



The proportion of children who were able to cope and bounce back from adversity declined over time, notably among 12–14-year-old girls

for qualifications through courses at colleges. These alternative pathways are becoming more common for young people.

46. Foundation Apprenticeships are a work-based learning opportunity for secondary school pupils in the senior phase, usually lasting for two years. Students typically start their Foundation Apprenticeship in S5, working out of school in college or with a local employer. They can do this while studying for other qualifications at school.

47. The first cohort of Foundation Apprenticeships started in 2016. The number of people starting a Foundation Apprenticeship has increased almost tenfold, from 346 in the 2016 cohort to 3,445 in 2019.⁴⁰ However, drop-out rates are high.⁴¹

48. The Scottish Government has said that it wants to achieve the change in the system necessary to embed Foundation Apprenticeships in the senior phase curriculum. Education Scotland will be reviewing the Foundation Apprenticeships programme with the aim of improving their delivery.⁴²

49. College as an alternative pathway for young people is becoming more common. The number of school pupils under 16 years of age attending college almost doubled between 2014/15 and 2019/20 (from 18,450 in 2014/15 to 35,801 in 2019/20). Pupils aged under 16 now make up 15 per cent of the student population compared with eight per cent in 2014/15.⁴³

50. Barriers to the provision of these different pathways include aligning school and college timetables, and transport difficulties, particularly in more rural areas. Aspects of the way colleges are funded can also create challenges. In most cases, courses undertaken by school pupils at college, such as Highers, are funded through core rather than additional funding. It is for colleges to work with their partners to assess demand from school and post-school learners and decide how best to allocate places and funding. Foundation Apprenticeships undertaken by school pupils are funded as additional activity, paid as pupils hit agreed milestones. This can be problematic when the drop-out rate is high.

51. The focus by some commentators on exam qualifications being the perceived best outcome for young people, and the greater focus on academic attainment in key performance measures, can also mean that some young people do not get the same encouragement and support to pursue these alternative pathways. These issues have implications for ensuring that young people are pursuing a path that is best for them, which may not be an academic one, and for achieving the Scottish Government's skills ambitions.

52. There are risks that the economic downturn resulting from Covid-19 will affect the opportunities available to young people. Employers may not be able to offer the same apprenticeship and work placement opportunities, and colleges are facing financial pressures.⁴⁴ In addition, the economic situation is likely to reduce the number of jobs and other opportunities available to young people.^{45 46} The Scottish Government is aiming to mitigate this through the introduction of the Young Person's Guarantee in September 2020. This guarantees that by September 2022 everyone in Scotland between the ages of 16 and 24 will have the opportunity, based on their own personal circumstances and ambitions, to go to university or college, or participate in an apprenticeship programme, training, work experience or a formal volunteering programme.⁴⁷

The number of school pupils under 16 years of age attending college almost doubled between 2014/15 and 2019/20

The Scottish Government, councils and their partners need to build on the work already undertaken to agree clear priorities for education recovery and improved outcomes after Covid-19

53. As we have previously highlighted, it is always important that national and local policy sets out what outcomes it intends to achieve for people, and that data and evidence are available to measure progress and take further action if needed.⁴⁸ It is now more important than ever that schools, councils and the Scottish Government are clear about:

- the priorities for education recovery from the impact of the Covid-19 pandemic and how to improve outcomes beyond what was being achieved before
- what that means in terms of the anticipated outcomes for children and young people
- how these outcomes will be measured, reported and acted on.

54. They need to build on the actions set out in the NIF 2021, the policy alignment that is already in place across the education sector, the joint working, and the learning from how education has responded to the Covid-19 pandemic.

55. The impact of Covid-19 has increased the focus on wider outcomes, particularly health and wellbeing. As the country recovers from the impact of Covid-19 and agrees its priorities for improvement there are opportunities for the Scottish Government and local government to do more to ensure that wider outcomes receive the same attention and prominence as exam performance as they work to address the negative impacts on children and young people.

Inequalities

- 1** Nationally the poverty-related attainment gap between pupils living in the most and least deprived areas has narrowed across most NIF outcome indicators, but it remains wide. The gap is wider at higher levels of qualifications. The reduction in the poverty-related attainment gap is because the performance of pupils in the most deprived areas has improved more than the performance of those from the least deprived areas. Reducing the poverty-related attainment gap is a complex challenge and will take time but improvement needs to happen more quickly.
- 2** Measurement of progress to reduce the poverty-related attainment gap will be affected by temporary disruption to data, for example caused by changes to the assessment process as a result of exam cancellations.
- 3** The effects of Covid-19, including the economic impacts and the public health measures which have been put in place, are likely to increase levels of inequality experienced by children and young people. During the pandemic there has been variation in the learning experience of children and young people, and there is a risk that this will exacerbate the poverty-related attainment gap.
- 4** The impact of Covid-19 on outcomes for children and young people is influenced by their circumstances including their experience of poverty and deprivation. Pupils living in very challenging circumstances have been most affected by the impact of school closures. These pupils were particularly affected by access to digital resources. The Scottish Government and its partners have taken action to address the digital gap, but it has taken time to implement these measures.

- 5** The Scottish Government, councils and their partners recognise that addressing inequalities must be at the core of plans for education recovery and beyond.
 - 6** Future efforts to tackle the poverty-related attainment gap, including the targeting of funds, should take account of the impact of Covid-19 on the scale and spread of poverty, and address the limitations of the current approach to targeting based on SIMD.
-

The gap in attainment between pupils in the most and least deprived communities has reduced in recent years but remains wide

56. The Scottish Government defines the poverty-related attainment gap as the difference in attainment between pupils living in the most deprived and least deprived areas, with level of deprivation being based on SIMD quintiles. An individual's SIMD status is based on where they live, with those who live in the 20 per cent of areas with the highest deprivation recorded as being in the most deprived quintile.

57. Nationally, the poverty-related attainment gap has narrowed slightly across most indicators in recent years, mainly because the performance of those from the most deprived SIMD quintile has improved at a faster rate. For example, the gap in school leavers achieving five or more awards at level 5 narrowed by 5.4 percentage points between 2013/14 and 2018/19 ([Exhibit B](#) on our website). Leavers from the most deprived quintile improved by 8.4 percentage points and leavers from the least deprived quintile improved by 3.0 percentage points.⁴⁹ Across all the indicators we looked at relating to the senior phase there is a gap between pupils from the least deprived and most deprived areas ([Exhibit C](#) on our website). This gap is wider at higher levels of award:


- In 2018/19, 94.0 per cent of pupils from the least deprived areas achieved five or more awards at level 4, compared to 76.1 per cent of pupils from the most deprived areas – a gap of 18.0 percentage points.
- In 2018/19, the proportion of school leavers achieving five or more awards at level 5 was 82.7 per cent for pupils from the least deprived areas, compared to 46.5 per cent for school leavers from the most deprived areas – a gap of 36.2 percentage points.

58. Deprivation alone does not account for all variation in council performance ([Exhibit 4, page 28](#)). For school leavers from the most deprived areas who achieved five or more awards at level 5 in 2018/19, performance across councils ranged from 26.5 per cent to 71.5 per cent. In the case of school leavers from the least deprived areas, performance ranged from 72.7 per cent to 93.6 per cent.

59. Between 2014/15 and 2018/19 the poverty-related attainment gap in the percentage of school leavers achieving five or more awards at level 5 narrowed in most councils, although it increased in ten ([Exhibit D](#) on our website).

60. The poverty-related attainment gap, in terms of expected levels of literacy and numeracy, is also evident at primary school level and early secondary school level, and is reducing only slightly– ([Exhibit E](#) on our website).

61. Exam awards in 2020 showed a narrowing of the attainment gap, but awards were based on teacher judgements and are not directly comparable with those of previous years.

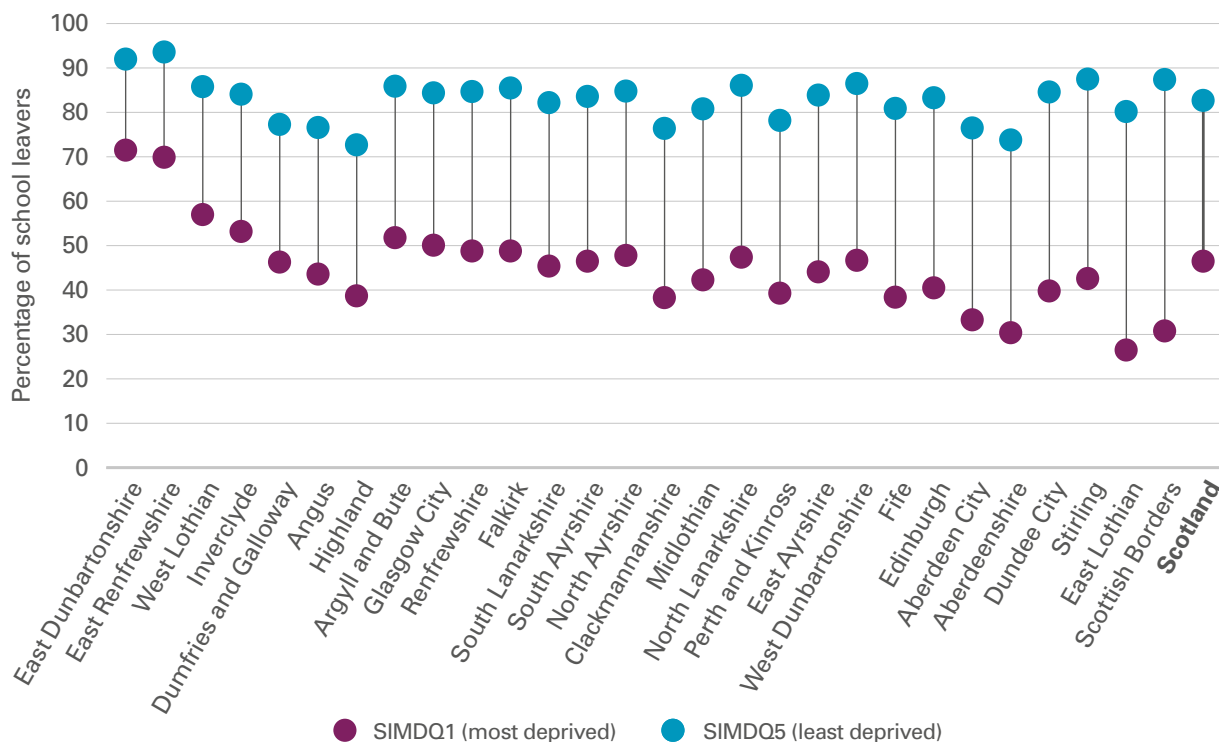


Nationally, the poverty-related attainment gap has narrowed slightly, mainly because the performance of those from the most deprived SIMD quintile has improved at a faster rate

Exhibit 4

Gap between most deprived and least deprived pupils in percentage of school leavers achieving five or more awards at level 5 2018/19

The gap between SIMD Quintile 5 (least deprived) and SIMD Quintile 1 (most deprived) is evident at a local level, with some councils reporting much bigger gaps than others.



Source: Insight. Due to small numbers this analysis does not include Moray, Western Isles, Orkney and Shetland.

62. Based on the alternative assessment model for National 5, Higher and Advanced Higher awards in 2020, the increase in pass rates was greater for pupils from the most deprived areas than for pupils from the least deprived areas:

- At National 5 the attainment gap measured by pass rate decreased from 17.1 percentage points to 7.8 percentage points.
- At Higher it decreased from 16.4 percentage points to 6.4 percentage points.
- At Advanced Higher it decreased from 13.6 percentage points to 2.7 percentage points.⁵⁰

Reducing the poverty-related attainment gap is a complex challenge and will take time but improvement needs to happen more quickly

63. The Scottish Government committed to reducing the poverty-related attainment gap over the lifetime of this parliament (2016–2021). There is broad recognition among Scottish Government, Education Scotland, councils and schools that the complexity of contributory factors means that it will take time to significantly reduce the poverty-related attainment gap. The 2018 NIF Plan identified stretch aims for the NIF indicators, for each SIMD quintile. The latest

NIF Plan states that none of the measures are currently narrowing to the extent shown by the stretch aims.⁵¹ The Scottish Government has explicitly said that stretch aims are not targets, but challenging ambitions. Improvement will need to happen more quickly if substantial inroads are to be made in reducing the gap, particularly in view of the unequal effects of Covid-19.

The Scottish Attainment Challenge and Attainment Scotland Fund are important elements of the drive to reduce the poverty-related attainment gap

64. The Scottish Government launched the Scottish Attainment Challenge (SAC) in 2015, supported by the Attainment Scotland Fund (ASF). This funding is intended to tackle the poverty-related attainment gap over the course of this parliament, with further funding announced for 2021/22. £488 million of the ASF funding was for the Pupil Equity Fund (PEF) between 2017/18 and 2020/21, with this money going directly to schools based on the number of pupils eligible for free school meals.⁵²

65. Nine councils with the highest levels of deprivation based on SIMD received £212 million funding through the ASF, and a further £36 million was allocated to schools with high levels of deprivation across all council areas. The remainder was allocated to national programmes (£39 million) and specific targeting for care-experienced children and young people (£29 million). After the initial closure of schools in March 2020, the Scottish Government issued guidance to councils that use of the ASF could be more flexible, citing examples where funding had been already used to provide digital devices, books and other learning material, transport for children to attend school hubs and supporting home-school link workers to maintain contact with children.⁵³

Councils and schools are using the Attainment Scotland Fund in different ways in response to local needs. There is more scope for sustained improvement where the approach is one that aims to develop and embed practice

66. Most ASF funding is being spent on staffing; programmes focused on transitions between different stages of education, such as from primary to secondary; literacy and numeracy; teaching methods; quality of teaching and leadership; and wellbeing and nutrition.

67. In some cases, councils and schools are funding specific activities, for example programmes to offset the impact of poverty by reducing the cost of the school day to families (such as paying for equipment and trips) so that all learners have the same opportunities. Schools and councils have also employed or contracted additional specialist support such as family link workers and speech and language therapists. Councils told us it would be difficult to pay for this extra support without the additional funding.

68. Other uses of the fund have the potential to be more sustainable in the longer term, such as those where funding has been used to improve teaching expertise and practice and this can be embedded within the school or local education system. In 2017 and 2018, Education Scotland carried out inspections of all nine attainment challenge councils to assess their progress.⁵⁴ They highlighted sustainability as a concern, particularly given the temporary nature of ASF funding. The inspections also noted the need to integrate ASF-funded activity with core services to add value.



£736 million from the ASF has been allocated to schools and councils since 2015

Headteachers believe the Attainment Scotland Fund is making a difference for pupils. However, it is too early to see evidence of its long-term impact on outcomes, and performance data on attainment does not indicate improvement across all indicators and all councils

69. It is hard to identify the long-term impact of SAC and the ASF on outcomes at this stage as it will take time for changes to filter through. Performance data suggests that the impact of the funding on attainment is limited so far. However, case studies, school reports and evidence from the third interim evaluation of the ASF, published in October 2020, indicate that it is making a difference for pupils. A survey of headteachers in the latest evaluation found:

- 91 per cent of headteachers reported they have seen an improvement in closing the poverty-related attainment gap as a result of the ASF approaches, an increase of 13 percentage points since 2017
- 98 per cent of headteachers expected to see improvement in closing the gap in the following five years
- headteachers most likely to report an improvement in closing the gap were those that had seen a change in culture or ethos and where there was improved understanding of the barriers faced by pupils and families
- headteachers who felt confident using evidence to inform their approach were also most likely to report an improvement in closing the gap.⁵⁵

70. Schools and councils are getting better at identifying needs, reviewing what works, and determining the impact on closing the poverty-related attainment gap. They are being supported in this by RICs and Education Scotland. There is scope to achieve greater consistency and impact across the system through evaluation and transfer of learning.

71. The 2017 and 2018 Education Scotland inspections of the challenge councils found that there was progress across all councils, with excellent progress in Glasgow City and Renfrewshire.⁵⁶ In the majority of attainment challenge councils, data is being used effectively to inform all aspects of the work of the SAC and senior officers make good use of data to support and challenge their schools.

72. Given the level of resource that has been targeted through the ASF and the slow rate of improvement in attainment, if the ASF continues in some form beyond the current funding period the Scottish Government needs to be clearer about the anticipated pace of change, identify and measure against appropriate milestones, and consider the lessons about what works in determining how funding is directed.

The way that ASF funding has been targeted does not fully capture pupils living in poverty. The economic consequences of Covid-19 require a fresh assessment of the criteria for targeting poverty-related funds

73. There is a perception among some non-attainment challenge councils that the provision of higher levels of ASF funding to the nine attainment challenge councils is having a negative effect on those in the middle who may have a lot of pupils experiencing challenges related to deprivation, but do not receive additional money from this part of the programme.

98 per cent of headteachers expected to see improvement in closing the poverty-related attainment gap in the following five years

74. The methodology behind how the Scottish Government targeted SAC does not fully reflect broader demographic issues, for example adequately taking account of rural poverty and the costs of delivering education in remote communities. Nor does it reflect isolated deprivation in more affluent areas, or councils with high numbers of pupils in deprived areas but proportionately less, compared with some attainment challenge councils with smaller populations.

75. Covid-19 has had, and will continue to have, a detrimental impact on unemployment, the labour market and poverty. It may also lead to a corresponding change in the distribution of people living in poverty. These factors will have implications for how support is targeted, including how pupils are identified and supported quickly. It also raises questions about the scale and duration of targeted funding that will be necessary. The Scottish Government is considering this as it develops the next version of the SAC.

The effects of Covid-19 are likely to increase levels of inequality experienced by children and young people

76. The impact of Covid-19 on outcomes for children and young people is influenced by their circumstances including their experience of poverty and deprivation both before the onset of the pandemic and since.

77. Economic impacts and public health measures are likely to increase inequality as more people become unemployed or experience reduced income, with a resulting rise in child poverty.⁵⁷ In a survey of teachers, there were significant differences in the answers to questions from teachers working in the most and least deprived areas; 57 per cent of teachers working in the most deprived areas expected more students to be malnourished as a result of school closures due to Covid-19, compared to three per cent of those working in the least deprived areas.⁵⁸ A survey of young people of colour carried out during lockdown reported that 45 per cent of respondents felt they had fewer opportunities than their white counterparts before the pandemic and that this has been exacerbated. Two-thirds of respondents thought that compared with their white counterparts their education was at greater risk as a consequence of Covid-19.⁵⁹

At different stages of the pandemic there has been variation in the learning experience of children and young people which is likely to increase the poverty-related attainment gap

78. During the first lockdown (March – June 2020), young people from disadvantaged backgrounds experienced difficulties in learning due to factors such as lack of access to IT and suitable workspaces, and caring responsibilities.

79. The level of support available from families also influenced the take-up of home learning. Access to devices and broadband was a significant inhibitor, as was parental knowledge and understanding of the various platforms used by schools. The Children's Commissioner stated that families reported many problems in relation to digital access including lack of devices, only having phones to access the internet, and not having access to Wi-Fi.⁶⁰ Among teachers, 57 per cent thought that having poor or no internet was a barrier to home learning and 64 per cent said that having no access to technology was a barrier to home learning.⁶¹

80. Two-thirds of teachers (and 78.3 per cent of heads and deputies) said that their students' challenging home circumstances including illness, financial problems, limited access to food and domestic abuse were a barrier to home learning.⁶² In the same survey, 61 per cent of teachers thought that low student participation

Two-thirds of teachers said that their students' challenging home circumstances were a barrier to home learning

was a barrier to delivering home learning.⁶³ Most teachers said their highest attaining students were engaging with online learning better than their lowest attaining students. Teachers also thought that their lowest attaining students' learning would suffer more from the lack of contact with other students compared to their highest attaining students.⁶⁴ During lockdown, books and materials were delivered to vulnerable families and some schools were not only delivering schoolwork to children's homes, but also food and clothing.

81. Between schools returning in August 2020 and closing again in January 2021, young people from more disadvantaged areas have had a higher percentage of Covid-19-related absences than those from areas with less disadvantage. When schools initially reopened the distribution of Covid-19-related absences was more even, differing between areas by at most 0.2 per cent. In the months since, there have been times when the most disadvantaged areas have had more than double the percentage of absences due to Covid-19-related reasons than the least disadvantaged areas. In mid-November, for example, the absence rate in the least disadvantaged areas was around 3.2 per cent compared with 6.6 per cent in the most disadvantaged areas.⁶⁵ The variation in absence rates could affect the poverty-related attainment gap and was part of the rationale for the decision to halt the diet of exams in 2021, in the interests of equity and fairness.⁶⁶

82. Digital exclusion has been identified by the Children and Young People's Commissioner Scotland as a significant risk in exacerbating existing inequalities.⁶⁷ The Scottish Government has invested £25 million in reducing the number of children and young people digitally excluded.⁶⁸ However, there are still people and communities that do not have access to an affordable or reliable internet connection. Good internet connectivity is a challenge for some councils, particularly in rural areas.⁶⁹

83. The Scottish Government and its partners have taken action to reduce digital exclusion, and we recognise the challenges and scale of the endeavour, however, the response has taken some time to fully implement. At December 2020 over 58,000 devices had been provided to learners, against an original target of 70,000, and 10,000 internet connections had been provided.


84. During the first lockdown and subsequently while self-isolating, pupils' experiences of remote learning and teaching have been variable, with different approaches and levels of provision across the country, councils and schools.

85. Due to the timing of the audit work, we have not looked at remote learning in the second lockdown.

The education sector recognises that addressing inequalities has to be at the core of the longer-term plans for education recovery, improvement and achievement of outcomes

86. The latest version of the NIF continues to stress the importance of achieving equity with a particular focus on closing the attainment gap as a key priority for the Scottish Government. The NIF outlines actions the Scottish Government has taken to reduce the effect of the Covid-19 pandemic on the attainment gap including funding extra teaching and support staff, and providing free school meals during the school holidays and digital support for disadvantaged pupils.

[Spending on education \(page 42\)](#) looks at this extra funding in more detail.



At December 2020 over 58,000 devices and 10,000 internet connections had been provided

87. The Scottish Government, councils and their partners need to fully understand the impact of Covid-19 on all young people and gather the relevant data if they are to support the development of appropriate responses. The Scottish Government published an equity audit in early 2021.⁷⁰ The audit aimed to understand the impact on children from disadvantaged backgrounds. The report identified five key areas to focus on for accelerating recovery:

- health and wellbeing support
- digital infrastructure and connectivity
- support to parents and families
- teaching provision and quality of learning
- support for teachers and wider workforce.

88. The Scottish Government plans to use the evidence from the equity audit, alongside the most recent published NIF, the report from the International Council of Education Advisors, and the five-year impact report on the SAC (yet to be published) to continue to support learning and reduce inequality, including in its development of plans to replace the SAC which ends in 2021.⁷¹

Working together to improve outcomes

- 1** Before the Covid-19 pandemic, schools, councils and Regional Improvement Collaboratives (RICs) were already working together constructively and with the Scottish Government and Education Scotland around a shared vision of improving education outcomes.
- 2** This strong foundation helped in the delivery of a rapid and nationally coordinated response to the pandemic, in exceptionally challenging circumstances. The Covid-19 Education Recovery Group (CERG) is a particularly good example of effective joint working during this time. Collaboration between councils in their response to the pandemic was strong, particularly through Directors of Education in their involvement with the CERG and the Association of Directors of Education (ADES), their professional network.
- 3** The RICs are still developing and have the potential to be key drivers of improvement provided that they have broad local engagement and that they add value to what is already happening in councils and schools.
- 4** Empowering pupils, parents and teachers is an important part of the recent education reforms. Those involved in education recognised that the initial response to the pandemic needed to be centrally controlled and consistent, while still allowing schools and councils to decide how best to support local pupils. Teachers, schools, pupils and parents working together will be key to a successful recovery.

- 5** At the start of the pandemic there was a shift to remote learning, and support for this was provided nationally. There was, however, significant local variation in the delivery and take-up of remote learning during the first lockdown.
 - 6** The approach to parental and pupil engagement varies to take account of local circumstances and the level of priority it is given by schools and councils. There is scope for the Scottish Government and councils to be more proactive in communicating with children and young people about how their views have been taken into account in the decision-making process.
-

The education sector was working well together before Covid-19 with an agreed approach on delivering education reform

89. Before the pandemic, schools, councils and RICs were already working constructively with each other and with the Scottish Government and Education Scotland around a shared vision of improving education outcomes. This alignment was reflected in how the NIF priorities and drivers for improvement are used in education planning ([paragraphs 12 and 95](#)).

90. The Joint Agreement between the Scottish Government and COSLA reached in 2018 set out a mutually agreed approach to delivering education reforms and a shared commitment to empower schools by moving more decision-making and responsibility to local level.⁷² It also recognises the part played by ‘strong leadership, collaborative working and clarity of purpose at all layers of the system and the notion of the empowered school within a collaborative community’.

91. Since the publication of the Joint Agreement, the Scottish Government, Education Scotland, COSLA, ADES and a range of stakeholders have worked together to develop draft guidance on how to move towards a more empowered system of more local decision-making in collaboration.⁷³

92. The education reforms have introduced change into the Scottish system by creating RICs and promoting local empowerment. The bodies involved in planning, delivering and improving school education are making progress in implementing the reforms though it is too early to judge their impact on outcomes.

93. The RICs are still developing and have the potential to be key drivers of improvement provided that they have broad local engagement with councils, schools and other partners, such as third sector organisations and employers, and that they add value to what is already happening to improve education outcomes. Early concerns that RICs could encroach upon the role of councils in delivering education outcomes have diminished and stakeholders are clear that local accountability for improving outcomes remains with councils.

94. The School Empowerment Group, which includes representation from across the sector, published a draft evaluation strategy setting out how school empowerment will be evaluated, but this does not focus on outcomes or set out its relationship with the NIF indicators. The aims of the strategy are concerned with assessing stakeholder engagement and understanding how well the empowerment agenda is embedded across the system, and what is and is not working well in moving towards empowerment.

Councils, schools and others are working together using the six drivers in the National Improvement Framework to improve outcomes

95. Schools, councils, RICs and Education Scotland are carrying out quality improvement through multiple channels. They are working to improve outcomes by taking action and making progress nationally and locally in relation to the six drivers of improvement set out in the NIF:

- teacher professionalism
- parental engagement
- leadership in schools

- continuous improvement in education
- assessing children's progress to ensure actions are improving outcomes
- using performance information to understand what contributes to a successful education system and how it is improving.

96. The strong link between the quality of teaching and outcomes for young people is reflected in the NIF drivers and actions to improve teacher professionalism and leadership. The NIF drivers also reflect the importance of schools and councils making good use of data to drive forward improvement planning. Since the Accounts Commission report in 2014, more data is available to allow schools and councils to look at where improvement is needed. We saw examples of detailed analysis of this data by schools and councils leading to them targeting interventions and approaches at specific pupils or groups of pupils.

97. The Scottish Government, Education Scotland, teaching unions, headteacher associations, councils and parents and carers groups, have developed draft guidance on Empowering Teachers and Practitioners. Our discussions with teacher organisations and teacher and head-teacher focus groups in 2019 found that teachers already felt empowered to utilise their professional skills to make the best decisions for the pupils they are teaching.

98. Councils and schools are increasingly using an evidence-based approach to support improvement. For example, schools and councils have stopped or amended programmes or initiatives funded by the Attainment Scotland Fund where they are showing insufficient impact on outcomes.

Joint working has strengthened throughout the pandemic with the Covid-19 Education Recovery Group (CERG) working well

99. The strong foundation of good joint working helped education stakeholders to work well together to deliver a rapid and nationally coordinated response to the pandemic in exceptionally challenging circumstances. All parts of the system had to work together and at pace to put in place remote learning for pupils when the schools closed and to safeguard children and young people. The scale of the challenge should not be under-estimated, and we commend the sector for its response.

100. Stakeholders recognised that the initial response to the pandemic needed to be centrally controlled and consistent. As a result, there was less of a focus on local empowerment although schools, councils and teachers still took decisions locally about how to support pupils. Guidance that was issued by the Scottish Government was often developed in partnership with directors of education and other local representatives involved in the CERG and its workstreams.

101. The CERG is a particularly good example of effective joint working during the pandemic. Jointly chaired by the Cabinet Secretary for Education and Skills and the COSLA Children and Young People spokesperson, the group provides leadership and advice to ministers and council leaders in order to develop the strategic response to recovery.⁷⁴ The group's membership includes representatives of the Scottish Government, COSLA, parent bodies, councils, professional bodies and trades unions. Its ten workstreams address a wide range of immediate, practical and operational issues, and longer-term impacts of the pandemic. Examples include workforce support, supporting learners from disadvantaged backgrounds and curriculum and assessment. The group met frequently from



Councils and schools are increasingly using an evidence-based approach to support improvement

April 2020, advising leaders at a fast pace in a rapidly changing environment and producing national guidance for schools, teachers, parents and pupils.

102. A sub-group of the Scottish Government Covid-19 Advisory Group was also created for education and children's issues. This provided advice and guidance to policy teams and ministers, particularly around the safe reopening of schools.

103. The CERG was not part of the process for all decisions. For example, the Scottish Government's final decision to reopen schools after the summer holidays in August 2020 was not discussed with the CERG in advance and represented a significant change in plan with little notice.

Improving outcomes for children and young people through school education requires the contribution of wider stakeholders

104. Wider stakeholders also have a role to play in improving outcomes for children and young people through school education (**Exhibit 2, page 10**). Health, social work and the third sector provide vital services for children and young people to support them in their education for example through youth support workers or mental health services.

105. At a strategic level in addition to the CERG, a COVID-19 Children and Families Collective Leadership Group was established in May 2020 and is chaired by the Scottish Government's Chief Social Work Adviser and SOLACE Children and Families Lead.⁷⁵ The group involves partners from health, social work and the third sector and considers the needs of vulnerable children and families and the support that is required. There is scope to build on this cross-sector working in the future.

Collaboration between councils in their response to the pandemic was strong

106. There was a key role for councils' Directors of Education in responding to the pandemic. Collaboration through the Directors of Education was strong, both through their role on the CERG and as a professional network through the Association of Directors of Education (ADES). This group moved to meeting every week from previously meeting every six months, aiding governance and collaboration.

107. All RICs developed recovery plans which reprioritised workstreams, with particular prominence given to health and wellbeing, practitioner networks, professional development and the use of digital technology. The West Partnership, for example, developed the West OS, an online library of recorded learning episodes which is part of the resources now available to all schools and learners across Scotland.

There was significant local variation in delivery and take-up of remote learning and teaching

108. When schools closed in March 2020, schools, teachers and councils moved quickly to providing remote learning. Education Scotland supported this shift nationally, making resources available online through GLOW, the national digital platform for remote learning. Councils and schools were also able to use and provide other online resources. The provision varied across schools, teachers and subjects, with pupils using a range of different digital tools. There was also wide variation in the extent to which pupils had access to face-to-face teaching from a teacher. The Children's Commissioner and parents' groups, have raised concerns

about the variation in the resources to support remote learning and teaching during the initial school closures, for example inconsistent use of GLOW, the ability of teachers to engage online and access to devices.^{76 77}

109. Working in partnership, Education Scotland, councils and RICs have developed more comprehensive and coordinated national resources and support. This National e-Learning Offer is for practitioners planning and preparing remote or blended e-learning opportunities for children and young people. Part of this is delivered through e-Sgoil (initially developed by Western Isles Council) to provide live, interactive lessons for pupils in senior phase and broad general education, along with study support in a range of qualifications. The National e-Learning Offer also uses recorded content led by the West Partnership, and materials identified by teacher networks and organised by Education Scotland that senior pupils can use themselves to support their learning in a range of national qualifications.

110. The shift to digital learning was a huge change for pupils, parents and teachers. Pupils faced a number of challenges, including access to the digital technology and connectivity they needed to use resources and having the space, time and mental capacity to engage with remote learning at a very difficult and unsettling time. Research by the EIS teaching union in May 2020 found that 61 per cent of teachers thought that low student participation was a barrier to delivering home learning, which highlights the challenge of keeping students engaged in their learning when working remotely.⁷⁸ We comment further in [Inequalities \(page 25\)](#) on the unequal impact of these difficulties on some pupils.

111. In June 2020, councils prepared plans for blended learning for the 2020/21 school year with the expectation that pupils would be in school part of the time and have remote learning the rest of the time because of the public health measures that were necessary. However, these moved to contingency plans when the decision was taken by the Scottish Government to open schools fully in August 2020. Since then, evidence submitted by Education Scotland to the Scottish Government in November 2020 showed that 30 out of 31 responding councils had implemented contingency plans for remote learning since schools returned in August 2020.⁷⁹ The extent to which these plans were used was low in almost all councils and where they were used, it was to support pupils who were unable to attend school because of the effects of the pandemic. Most councils reported a medium or high level of confidence that learners could continue to engage with and be supported by their teachers during periods of remote learning.

112. Education Scotland is providing support for teachers in delivering digitally, including providing online events on digital skills. The CERG Workforce Support workstream developed a range of materials to support staff, including online training and professional development. It has also shared learning and best practice, for example through the weekly *Scotland Learns Practitioner* newsletter, and helped provide peer support for teachers through initiatives such as 'Big Blethers', informal online gatherings for teachers across the country.

113. The Covid-19 response has highlighted the potential benefits of digital learning alongside in-person teaching. Some children, for example those who need ASL and those with autism spectrum disorder (ASD), struggle to cope with school full time. Some of these children found the remote learning during lockdown a relief from some of the stress and sensory overload of school. These children may benefit from a blended learning model in the future.⁸⁰ The Scottish Government, Education Scotland and councils intend to look further at the potential of the national remote learning offer beyond the pandemic.



Partnership working has led to more coordinated national resources and support for practitioners in planning and preparing remote or blended e-learning

Covid-19 has had a significant impact on school teachers

114. There have been concerns among teachers about their safety, for example about the effectiveness of risk mitigations put in place in schools, although many expressed support for schools remaining open. For many teachers this has put a strain on their wellbeing and mental health.⁸¹

115. Through the CERG Workforce Support workstream a package of measures was put in place to support school staff in dealing with additional pressures from the pandemic including:

- mental health support for staff
- coaching and mentoring for teachers
- increased support for post-probation teachers.

116. From September to December 2020, teacher absence for Covid-19 related reasons fluctuated between just over 1,500 teacher absences (approximately 2.8 per cent of all teachers) to over 2,600 (around 5 per cent).⁸²

117. Teacher surveys have shown a mixed view of how well they have been engaged and empowered during the pandemic.⁸³ Among teachers, 67.5 per cent thought their school had given them the freedom to tailor learning to their students and this rose to 86.7 per cent among heads and deputes. However, only a third of teachers agreed/strongly agreed that they felt well informed about Covid-19 measures and their impact on education.⁸⁴

Councils and schools have an increasing focus on engagement with parents and pupils to drive forward improvement but the extent to which this engagement is meaningful varies. There are opportunities to build on the examples of increased parental engagement that emerged during lockdown

118. An empowered system demands increased levels of engagement with young people and parents to improve outcomes. The Scottish Government published a national action plan on parental involvement in August 2018.⁸⁵ To determine whether the action plan is having its intended impact, the Scottish Government carried out a census of parents in 2019.⁸⁶ The results showed some evidence of positive engagement between schools and parents, with room for improvement in involving parents in decision making earlier.⁸⁷

119. At council and school level the approach to parental engagement varies depending on local needs and circumstances. Challenges exist, for example some parents are highly engaged and others less so, for various reasons. Some schools are trying to support the involvement of less engaged parents, through interventions such as providing food, childcare for younger siblings, translators, or practical activities during meetings. There is also a recognition by schools, councils and parent bodies that parent councils need to be more representative of the whole student parent population.

120. During lockdown, most children were learning at home. As a result, many parents were more involved in, and developed a better understanding of, their child's learning. The increased use of digital technology has also given parents who have the access and skills, an increased understanding of their child's learning, as well as the opportunity to engage digitally with parent forums.


For example, some parents and carers welcomed the opportunity to engage digitally with school and council parent groups from their homes, without having to travel or organise childcare.⁸⁸ This is a positive development that can be built on.

Pupil engagement is happening but inconsistently and not always in line with best practice

121. Pupil engagement structures are in place at school and council levels. For example, in Shetland, the council uses its MSYPs (Members of the Scottish Youth Parliament) to gather opinion as they sit on the Education and Families Committee. The extent to which council and school engagement structures are meaningful and result in pupils influencing improvement is variable. Most schools have a pupil council but students in our focus groups told us that this does not always mean that their voices are being heard. A recent survey of black, asian and minority ethnic (BAME) secondary school pupils in Scotland also found a need for those involved in decision-making in school education to further listen to and value their voices.⁸⁹

122. In the Ipsos MORI Young People in Scotland survey in 2019, 37 per cent of all respondents said that their school was good at talking to them about what they wanted to get from their time at school (34 per cent of females and 41 per cent of males). A fifth said that their school was bad at this. The remaining respondents said it was neither good nor bad, they didn't know, or they preferred not to say.

123. The recent pandemic has led to a welcome increase in children and young people being asked for their opinions, particularly through third sector organisations and at a school level. In some cases, young people's views have influenced decisions, for example in response to the method of grading awards in the absence of exams. However, the Children's Commissioner has highlighted the need for the Scottish Government to routinely assess the impact of decisions on children and on children's rights.⁹⁰ The CERG now has a youth panel but this was only established in October 2020, six months after the main group. The SQA has also now set up a learner panel to work with children and young people. There is scope for the Scottish Government and councils to be more proactive in communicating with children and young people about how their views have then been taken into account in the decision-making process.




37 per cent of young people surveyed said that their school was good at talking to them about what they want to get from their time at school

Spending on education

- 1** Council spending on primary and secondary school education across Scotland increased by 5.1 per cent in real terms between 2013/14 and 2018/19, from £4.1 billion to £4.3 billion. Most of the real-terms increase in spend can be attributed to the Attainment Scotland Fund, which the Scottish Government set up in 2015/16 to close the poverty-related attainment gap. When this is excluded, real-terms spending increased by 0.7 per cent during the period, to just over £4.1 billion.
 - 2** Councils spend just over a quarter of their revenue budgets on education. There is wide variation in councils' spending per pupil but no link between that and attainment levels.
 - 3** The Attainment Scotland Fund represented around four per cent of overall education revenue budgets in 2018/19. The funding is only confirmed until 2021/22 and councils highlighted that they will face significant challenges if they no longer have it.
 - 4** The Scottish Government had put over £200 million extra money into Covid-19 mitigation measures and education recovery by the beginning of January 2021. It is not yet clear how much additional cost will rest with local government.
-

Council spending on school education has increased in real terms

124. Most funding for school education comes through councils. Our [Local Government in Scotland: Financial Overview 2019/20](#)  reports on the financial position of councils. Councils' funding and income increased in 2019/20, however reductions over the last seven years are still larger than other areas of the Scottish budget. Councils have limited flexibility over how they use additional funding, and the financial overview provides further detail on this.⁹¹ The remainder of funding for school education comes directly from Scottish Government and Scottish Government agencies.

125. Taking inflation into account, council revenue spending on school education across Scotland increased by 5.1 per cent between 2013/14 and 2018/19, from £4.1 billion to £4.3 billion. This excludes spending on early learning and childcare and spending on special schools and community learning. In 2018/19 councils spent £2.2 billion on primary education and £2.1 billion on secondary education, an increase of nine per cent and one per cent respectively since 2013/14. When the ASF spend is excluded, the increase in real terms over the period becomes 0.7 per cent, to just over £4.1 billion ([Exhibit 5](#)). We set our approach to analysis of financial information in [Appendix 1. Methodology \(page 52\)](#).

126. Spending has increased in some areas and decreased in others. Teaching staff is the largest area of education spending for councils and this increased by 4.2 per cent in real terms (ie when adjusted for inflation) from 2013/14 to 2018/19, from £2.3 billion to £2.4 billion. The second largest area of spending is non-teaching staff, such as pupil support assistants and business support staff, which increased by 16.2 per cent in real terms, from £519 million in 2013/14 to £604 million in 2018/19.

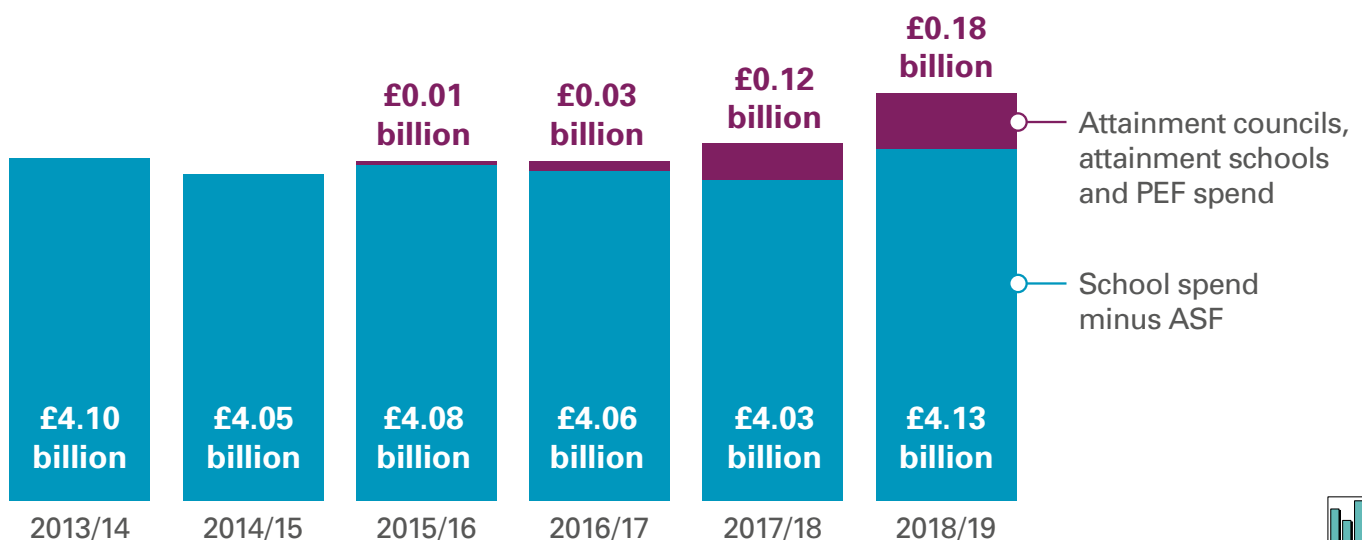


[Local Government in Scotland: Financial Overview 2019/20](#)
January 2021 

Exhibit 5

Spending on school education in real terms 2013/14 – 2018/19

Council spending on school education has increased slightly in real terms when ASF money allocated to councils and schools is excluded.



Source: Local Government Finance (LFR) Statistics, Scottish Government. School spending is for primary and secondary schools and excludes special schools.

127. Some of the increase in education spending can be attributed to Scottish Government policy, for example spending on school meals has increased by 12.1 per cent in real terms to £190 million. In 2015, the Scottish Government began funding free school meals for all children in primary 1 to primary 3.

128. Spending has fallen in areas such as school hostels, school transport and additional support for learning (ASL) in mainstream schools. Over the same period spending on ASL has increased in special schools, and in the overall education budget ASL spending in real terms has increased by 8.2 per cent.

Education accounts for around a quarter of council revenue spending and was one of the few services where council spending was increasing prior to the pandemic

129. Council spending on school education accounts for around a quarter of council revenue expenditure. Prior to the Covid-19 pandemic it was one of the few services where spending was increasing.⁹² Spending on total education services has increased by seven per cent in real terms since 2013/14, reflecting Scottish Government policies such as the increase in funded early learning and childcare. There are elements in the local government settlement from the Scottish Government for school education where councils have little flexibility. These include increases in teacher pay, teacher numbers and the Teacher Induction Scheme which guarantees a one year post to eligible teaching graduates.

130. Over the same period the percentage of general fund expenditure that was spent on school education (excluding early learning and childcare, special schools and community learning) increased slightly from 26.4 to 27.7 per cent. The percentage varies across councils depending on local needs and decisions. Across attainment challenge councils it varies from 20.2 per cent in Glasgow City to 33.8 per cent in North Lanarkshire, and in non-attainment challenge councils it varies from 18.8 per cent in Shetland to 40.1 per cent in East Renfrewshire.

131. Spending increased in all attainment challenge councils over this period, ranging from 2.0 per cent in West Dunbartonshire to 18.4 per cent in Glasgow City, whereas spending fell in real terms in seven out of 23 non-attainment challenge councils. There are many factors outwith the ASF which affect the change in overall spending. For example, Midlothian and Edinburgh had the largest increases in pupil numbers over the period and were among the councils with the largest increases in overall spending.

The Attainment Scotland Fund is a small percentage of total education spending

132. The SAC is a major policy initiative accompanied by ASF funding. But it is important to recognise that this represents a small percentage of total council spending on education. In 2018/19, ASF spending was £179.5 million, which was around four per cent of total council education spending in that year.

133. The proportion of school education spending that came from the ASF in 2018/19 also varied across councils, from 0.7 per cent in Orkney and Shetland to 9.9 per cent in Dundee City.

Spending on school education fell in real terms in most attainment challenge councils when ASF money is excluded

134. We noted earlier that total national education spending including ASF increased by 0.7 per cent in real terms between 2013/14 and 2018/19, but this

increase is not reflected in all councils. Spending in all attainment challenge councils except Glasgow fell over this period if ASF money is excluded. In contrast, spending still increased in 13 of the 23 non-attainment challenge councils.

The Scottish Government also funds central agencies

135. The Scottish Government also funds Education Scotland to work with councils, schools and RICs and to provide national services. Education Scotland's core budget fell in real terms from £25.3 million in 2013/14 to £20.4 million in 2018/19.^{93 94} The budget for 2020/21 increased to £25.6 million (in 2018/19 prices) to account for additional posts in the organisation and is set to increase again to £28.2 million in 2021/22.⁹⁵ Other funding is distributed through agencies; for example, Skills Development Scotland funds foundation apprenticeships and the Scottish Funding Council funds college provision for school students.

There is variation in spending per pupil across Scotland, and this is not related to the variation in attainment

136. The national average spend per primary school pupil in 2018/19 was £5,259, a real-terms increase of 2.8 per cent since 2013/14.⁹⁶ Real-terms expenditure on primary schools increased by 9.0 per cent over the period and the number of pupils increased by 6.1 per cent. The national average spend per secondary school pupil in 2018/19 was £7,157. This is a real-terms increase of 1.4 per cent since 2013/14. Real-terms expenditure on secondary schools increased by 0.3 per cent over the period and secondary pupil numbers fell by 1 per cent.⁹⁷

137. The three island councils had the highest spending per primary school pupil in 2018/19, ranging from £8,041 per pupil in Shetland to £9,153 per pupil in the Western Isles. There is wide variation across mainland councils, with spending per primary pupil ranging from £4,655 in Falkirk to £6,490 in Argyll and Bute.

138. Our analysis has not found a link between spending per pupil and educational attainment. For example, councils with higher spending per primary pupil do not always have higher proportions of pupils achieving expected CfE levels in numeracy or literacy. Similarly, councils with higher spending per secondary pupil do not always have higher attainment at senior level, and some with lower spending per pupil have higher rates of attainment. Many factors impact on the average spend per pupil such as teacher demographics, local choices over non-ring-fenced elements of the education staffing budget, public-private partnership/public finance initiative (PPP/PFI) contract costs and arrangements, service design and management structure. Access to ASF money also has an impact.⁹⁸

Teacher numbers were increasing prior to Covid-19 and there has been an injection of staff to support Covid-19 recovery

139. As outlined in [paragraph 126](#), teaching staff is the largest area of education spending for councils. There were 49,728 full-time equivalent (FTE) teachers in primary and secondary schools in Scotland as at September 2020, up from 46,361 in 2014 (7.3 per cent increase) and 48,550 in 2019 (2.4 per cent increase).⁹⁹ Around 50,000 teachers are based in schools with around 3,000 others centrally employed or based in special schools. Between 2014 and 2020:

- primary school teachers in schools increased by 2,691 FTE, from 22,960 to 25,651 (up 11.7 per cent); the pupil: teacher ratio decreased from 16.8 to 15.4

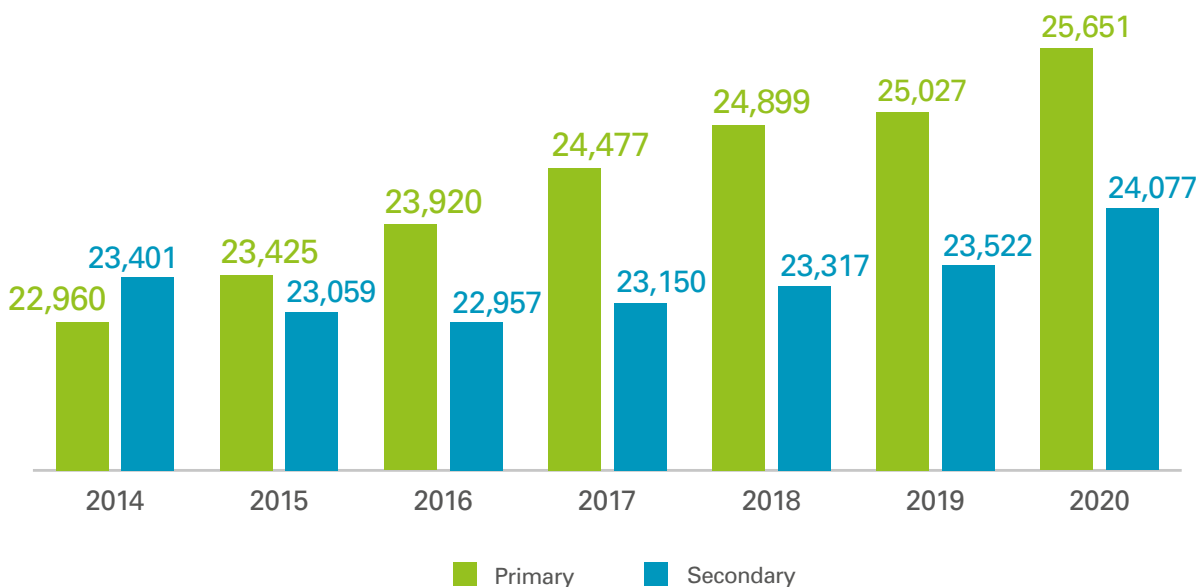
- secondary school teachers in schools increased by 676 FTE, from 23,401 to 24,077 (up 2.9 per cent). Pupil numbers increased in 2019 and 2020, reversing the previous declining trend and the pupil: teacher ratio increased slightly from 12.2 to 12.5.¹⁰⁰

140. The year-on-year increase in 2020 is larger than in previous years because the Scottish Government provided additional funding for staffing as part of the Covid-19 response (paragraph 144). Exhibit 6 shows how teacher numbers have changed year on year.

Exhibit 6

Number of primary and secondary school teachers (FTE) 2014–2020

There was a larger increase in teachers in 2020 following Scottish Government funding for the Covid-19 response.



Source: Summary statistics for schools in Scotland, Scottish Government. Figures taken at census in September each year.

The number of support staff has also increased

141. Changes to support staff definitions mean data is only available going back to 2017. The number of support staff increased between 2017 and 2019, particularly pupil support assistants, behaviour support staff and home-school link workers.

142. Some of the increase may be attributable to the availability of ASF funding. Our data returns indicate that, other than teachers, the most common additional staff recruited using ASF funding were pupil support assistants. The 29 councils that submitted a return together employed at least 55 pupil support assistants and at least 30 home-school link workers in 2018/19 using ASF money.

143. There is some evidence that home-school link workers are having an impact on outcomes. Education Scotland’s review of attainment challenge councils found that home school link workers had a positive impact on attendance, exclusions and engagement in schools.¹⁰¹

By the start of January 2021, the Scottish Government had put over £200 million of extra money into Covid-19 mitigation measures and education recovery

144. Since the pandemic started the Scottish Government has provided or committed additional money to support education. This includes:

- £80 million to recruit 1,400 teachers and 200 support staff (£75 million for teachers and £5 million for support staff) over a period of two years with some flexibility to prioritise teachers or support staff depending on local need
- £50 million for costs associated with health protection measures, enhanced cleaning and other logistics, £20 million of which had been allocated to councils by January 2021
- £25 million to provide digital devices and internet connection to schools
- £1.5 million capital funding for school transport
- an additional £45 million of funding for councils announced in early January 2021 which may be used for the purposes of recruiting additional staff, additional digital devices and providing additional family support.

145. At December 2020:

- councils had recruited 1,423 teachers and 247 support staff
- £24 million of the £25 million for digital inclusion had been allocated to councils. Of the original target of 70,000 devices, over 58,000 had been provided to learners, along with 10,000 connections.

146. The £80 million for staff is to be provided over a period of two years with £53.3 million in 2020/21 and £26.7 million in 2021/22. The Scottish Government has indicated that it expects councils to be able to retain these posts in future by funding them through other teachers retiring and leaving the profession. COSLA has highlighted potential risks with this approach if teachers do not leave at the rate expected.

It is not yet clear how much of the additional costs of mitigation measures and recovery will rest with local government



147. The Scottish Government announced £50 million funding for councils for logistics associated with re-opening schools. By January 2021, £20 million of this has been allocated by local government leaders (through COSLA) using a formula with 90 per cent based on education-related Grant Aided Expenditure (GAE) and 10 per cent based on rurality in councils, to reflect the additional cost pressures. The remaining £30 million will be distributed following a cost collection exercise carried out by COSLA, designed in consultation with the Covid-19 Education Recovery Group.

148. The exercise collected actual expenditure data from councils from the beginning of the 2020/21 financial year (1 April) to the end of October 2020, with projected costs for the rest of the year. COSLA is still undertaking quality assurance work on the data returned, however it highlights significant pressure in the following areas:

- Staffing: the cost of extra staffing has been significant for councils, in some cases exceeding the grant provided by the Scottish Government, although COSLA acknowledged the funding announcement in January 2021 may help mitigate this.
- Digital devices and connectivity.
- Personal Protective Equipment (PPE): councils have had to invest significantly in face coverings and other PPE for staff and pupils to minimise transmission of the virus.
- Cleaning: cleaning has been increased and upscaled significantly to comply with public health guidelines.
- Heating and ventilation: schools have had to increase the amount of time doors and windows are left open for ventilation. In the autumn and winter months this has led to additional heating costs to maintain indoor temperatures.
- Additional equipment to avoid pupils sharing: in catering there are more single uses of products and service delivery costs.

149. Councils have indicated that they do not expect the £50 million for logistics to be sufficient to meet the additional costs of Covid-19 mitigation measures, and this will be a pressure on education budgets.

Endnotes


- 1 [National Performance Framework](#) , Scottish Government
- 2 *National Improvement Framework and Improvement Plan: 2021*, Scottish Government, 2020
- 3 *Coronavirus (COVID-19): Scotland's Strategic Framework*, Scottish Government, October 2020
- 4 Standards in Scotland's Schools etc. Act 2000, Scottish Parliament
- 5 Standards in Scotland's Schools etc. Act 2000 amended by Education (Scotland) Act 2016, Scottish Parliament
- 6 Schools in Scotland – summary statistics 2020, Scottish Government, December 2020
- 7 Scottish Local Government Finance Statistics, Scottish Government, 2020
- 8 Pupil Equity Funding: school allocations 2021 to 2022, Scottish Government, May 2020
- 9 *National Improvement Framework and Improvement Plan: 2021*, Scottish Government, 2020
- 10 [Curriculum for Excellence](#) 
- 11 *National Improvement Framework and Improvement Plan 2021*, Scottish Government, December 2020
- 12 Young People in Scotland Survey 2019, Ipsos MORI
- 13 *National Improvement Framework: Consultation on measuring the attainment gap and milestones towards closing it*, Scottish Government, October 2017
- 14 *National Improvement Framework and Improvement Plan 2021*, Scottish Government, December 2020
- 15 *National Improvement Framework 2017*, Scottish Government, December 2016
- 16 School leaver attainment and initial destinations statistics, Scottish Government; Insight Database, Scottish Government
- 17 Exam pass rates are not exactly the same as the indicators we have used to measure school leaver attainment. Leaver attainment for 2019/20 had not been published when we carried out our audit work and we are using exam qualification attainment rates as a proxy measure.
- 18 School leaver attainment and initial destinations statistics, Scottish Government
- 19 SQA post review data provided by Scottish Government
- 20 Data collected by Audit Scotland from councils (based on 28 councils that returned data)
- 21 These include the ASDAN awards (Award Scheme Development and Accreditation Network), REHIS (the Royal Environmental Health Institute of Scotland), Play Leaders, Open University Young Applicants in Schools Scheme (YASS) and the Prince's Trust Awards.
- 22 SIMD measures relative levels of deprivation across small areas in Scotland known as datazones. The most deprived areas are those with the highest levels of deprivation based on indicators relating to income, employment, health, education, access to services, crime and housing.
- 23 News release, SQA Awards update, Scottish Government, 8 December 2020
- 24 Additional university places in 2020–21 following 2020 SQA results: SFC Announcement, Scottish Funding Council, 26 August 2020
- 25 *Rapid Review of National Qualifications Experience 2020*, University of Stirling, September 2020
- 26 Achievement of Curriculum for Excellence levels 2018–19, Scottish Government, December 2019
- 27 *Independent Children's Rights Impact Assessment on the Response to Covid-19 in Scotland*, Children and Young People's Commissioner Scotland, July 2020
- 28 *Impact Assessment: The closure and reopening of schools as part of the COVID-19 recovery process in Scotland*, Scottish Government, August 2020
- 29 *Rapid Review of National Qualifications Experience 2020*, University of Stirling, September 2020
- 30 Ibid.
- 31 *The impact of COVID-19 on families, children and young people in Glasgow*. Bynner, C., McBride, M., Weakley, S., Ward, S., McLean, J., Children's Neighbourhoods Scotland, September 2020

- 32 *How to build back better: Listening to the voices of our young people*, MCR Pathways, July 2020
- 33 *How are you doing? A report on the findings from the How are you doing? Survey using data from April, May and June 2020*, Children's Parliament, August 2020
- 34 *How are you doing? A report on the findings from the How are you doing? survey*, Children's Parliament, November 2020
- 35 *Equity Audit – deepening our understanding of the impact COVID-19 and school building closures had on children from socio-economically disadvantaged backgrounds and setting clear areas of focus for accelerating recovery*, Scottish Government, January 2021
- 36 [Children's and young people's mental health](#) , Audit Scotland, September 2018
- 37 *Coronavirus (COVID-19): mental health – transition and recovery plan*, Scottish Government, October 2020
- 38 Ibid.
- 39 News release, [Children's and young people's mental health](#) , 2 November 2020
- 40 *Foundation Apprenticeships: Progress Report*, Skills Development Scotland, 2020
- 41 Ibid.
- 42 *National Improvement Framework and Improvement Plan 2021*, Scottish Government, December 2020
- 43 Scottish Funding Council's Infact database
- 44 *The Financial Sustainability of Colleges and Universities in Scotland – Review Report*, Scottish Funding Council, October 2020
- 45 *Covid-19 and the career prospects of young people*, Institute for Fiscal Studies, July 2020
- 46 *The 100,000 challenge*, Institute for Public Policy Research, August 2020
- 47 *Young Person Guarantee No-one Left Behind, Initial Report*, Scottish Government, September 2020
- 48 [Planning for outcomes](#) , Audit Scotland, June 2019
- 49 Insight Database, Scottish Government
- 50 *2020 Alternative Certification Model: Equality Impact Assessment*, SQA, August 2020
- 51 *National Improvement Framework and Improvement Plan: 2021*, Scottish Government, December 2020
- 52 The national criteria for free school meals are largely based on the receipt of benefits. PEF funding is allocated on this basis. Other elements of ASF are allocated based on the percentage of pupils in each school who live in the 20 per cent most deprived data zones in Scotland, or the percentage of the total school population who live in the 20 per cent most deprived data zones, based on SIMD. SIMD is the Scottish Government's primary measure of deprivation in relation to educational attainment and performance.
- 53 *Coronavirus (Covid-19): supporting pupils, parents and teachers – learning during term 4*, Scottish Government, April 2020
- 54 *How well are the Scottish Attainment Challenge authorities improving learning, raising attainment and closing the poverty-related attainment gap? Summary report*, Education Scotland, June 2019
- 55 *Attainment Scotland Fund evaluation: headteacher survey report 2019*, Scottish Government, October 2020
- 56 *How well are the Scottish Attainment Challenge authorities improving learning, raising attainment and closing the poverty-related attainment gap? Summary report*, Education Scotland, June 2019
- 57 *Coronavirus: Considering the Implications for Child Poverty – Supporting local authorities and health boards to consider what steps they can take to respond effectively*, Improvement Service, April 2020
- 58 *Teachers' Responses and Expectations in the Covid-19 School Shutdown Period in the UK*, University of Glasgow, Colleges of Social Science, April 2020
- 59 *COVID in Colour: The experiences of young Black and People of Colour Scots during the pandemic*, Intercultural Youth Scotland, May–June 2020
- 60 *Appendix 4: Poverty, Food and Digital Access: Children's Rights Impact Assessment (CRIA), Independent Children's Rights Impact Assessment on the Response to Covid-19 in Scotland*, Children and Young People's Commissioner Scotland, June 2020
- 61 *Teaching during the Covid-19 shutdown, Member Survey Results*, Educational Institute of Scotland (EIS), May 2020
- 62 Ibid.
- 63 Ibid.
- 64 *Teachers' Responses and Expectations in the Covid-19 School Shutdown Period in the UK*, University of Glasgow, Colleges of Social Science, April 2020
- 65 Public Tableau, Learning Analysis, Covid-19 – Schools and Childcare Information, Scottish Government Analytical Services

- 66 News release, SQA Awards update, Scottish Government, 8 December 2020
- 67 *Independent Children’s Rights Impact Assessment on the Response to Covid-19 in Scotland*, Children and Young People’s Commissioner Scotland, June 2020
- 68 Parliamentary Question S5W-32882, Answered by John Swinney, 09/11/2020
- 69 [Digital progress in local government](#) , Audit Scotland, January 2021
- 70 *Equity Audit – deepening our understanding of the impact COVID-19 and school building closures had on children from socio-economically disadvantaged backgrounds and setting clear areas of focus for accelerating recovery*, Scottish Government, January 2021
- 71 *International Council of Advisors Report 2018–2020*, Scottish Government, December 2020
- 72 *Education Reform – Joint Agreement*, Scottish Government, 2018
- 73 [An Empowered System](#) , National Improvement Hub
- 74 [Covid-19 Education Recovery Group](#) , Role and remit, Scottish Government
- 75 SOLACE is the Society of Local Authority Chief Executives
- 76 *Independent Children’s Rights Impact Assessment on the Response to Covid-19 in Scotland*, Children and Young People’s Commissioner Scotland, July 2020
- 77 Audit Scotland fieldwork, November 2020
- 78 *Teaching during the Covid-19 shutdown*, Educational Institute of Scotland, May 2020
- 79 *Update on Readiness for Remote Learning to Deputy First Minister and Cabinet Secretary for Education and Skills*, Education Scotland, November 2020
- 80 Focus group with youth organisations, November 2020
- 81 *The Educational Institute of Scotland: School-based Member Survey Results*, Educational Institute of Scotland (EIS), November 2020
- 82 Public Tableau, SG Analytical Services: Learning Analysis, Covid-19 – Schools and Childcare Information
- 83 *Teaching during the Covid-19 shutdown*, EIS, May 2020
- 84 *Teachers Responses and expectations in the Covid-19 School Shutdown Period in the UK*, University of Glasgow, Colleges of Social Science, April 2020
- 85 *Learning together: national action plan on parental involvement, engagement, family learning and learning at home 2018–2021*, Scottish Government, August 2018
- 86 *Parental Involvement and Engagement Census, Publication – Factsheet*, Scottish Government, April 2019
- 87 *National Improvement Framework and Improvement Plan: 2021*, Scottish Government, December 2020
- 88 Audit Scotland fieldwork, November 2020
- 89 *In sight: The perceptions and experiences of Black, Asian and Minority Ethnic young people in Scottish Schools*, Intercultural Youth Scotland and EDI Scotland, November 2019
- 90 *Independent Children’s Rights Impact Assessment on the Response to Covid-19 in Scotland*, Children and Young People’s Commissioner Scotland, July 2020
- 91 [Local Government in Scotland: Financial overview 2019/20](#) , Audit Scotland, January 2021
- 92 [Local Government in Scotland: Overview 2020](#) , Audit Scotland, June 2020
- 93 [Education Scotland: Annual report on the 2013/14 audit](#) , Audit Scotland, March 2014
- 94 [Education Scotland: Annual Audit Report 2018/19](#) , Audit Scotland, December 2019
- 95 *Scottish Budget 2021–2022*, Scottish Government, January 2021
- 96 [Local Government Benchmarking Framework \(LGBF\)](#) , Solace Scotland, COSLA, Improvement Service
- 97 LGBF figures will differ slightly from LFR figures used in paragraph 125 because the LGBF indicators remove spend on support services.
- 98 *Local Government Benchmarking Framework: National Benchmarking Overview Report 2018–19*, SOLACE Scotland, COSLA, Improvement Service, 2020
- 99 *Summary statistics for schools in Scotland*, Scottish Government, December 2020
- 100 Ibid.
- 101 *Scottish Attainment Challenge Team: update summary report*, April–July 2019, Education Scotland

Appendix 1. Methodology

Our objectives

- We carried out audit work in two phases. The first phase of work took place prior to the Covid-19 pandemic. It aimed to establish how effectively the Scottish Government, councils and their partners are improving outcomes for young people through school education.
- The second phase of work took place in late 2020 and examined how the Covid-19 lockdown, recovery and ongoing public health measures are impacting on outcomes for young people through school education. It also considered the effectiveness of the mitigation measures put in place by the Scottish Government, councils and their partners.
- Our audit questions are set out in the [scopes](#)  for the first phase and second phase of the work.

Our methodology

- We conducted interviews and focus groups with a range of stakeholders during both phases of the audit work. These included the Scottish Government, COSLA, Improvement Service, ADES, RIC Leads, Skills Development Scotland, Colleges Scotland, Universities Scotland, Education Scotland, Scottish Qualifications Authority, teaching unions and professional bodies, national parent groups, youth representation bodies and third sector organisations. We also interviewed the Scottish Funding Council and SOLACE as part of the first phase of work.
- In the first phase we carried out detailed fieldwork in four council areas (Dundee City, Fife, Renfrewshire and Shetland) to gain a wider understanding of school education at a local level. The areas were chosen based on criteria which included a spread in attainment performance, a mix of rural and urban areas and a mix of attainment challenge and non-attainment challenge councils.
- Within each of the four council areas we conducted interviews and focus groups with elected members (on relevant scrutiny committees), Directors of Education, Heads of Service, central education department staff including finance, resources and quality improvement, representatives from local colleges and other partner organisations eg third sector providers, Education Scotland staff eg Attainment Advisers, pupils, parent/carers, head teachers, teachers, trade unions representatives and Developing the Young Workforce (DYW) representatives, including employers and Skills Development Scotland in some areas.
- We reviewed documents in each of the four councils including education plans, school improvement plans, PEF plans, committee documents, evaluation reports and annual service reports.

- As part of the first phase of the audit we sought the views of young people in a number of ways:
 - We worked with Audit Scotland’s Inform 100 panel, a panel of young advisers aged 12–25, to help shape the scope of the audit, design questions for the survey and focus groups of young people. The young advisers also helped facilitate two focus groups with youth groups.
 - We added two questions to the Ipsos MORI Young People in Scotland Survey 2019 to help gain the views of young people in schools. These were *What are the top 3 most important things from the following list, if any, you hope to get out of your time at school?* and *How good or bad is your school at talking to you about what you want to get from your time at school?* It is a survey of secondary school pupils across Scotland with 1,731 respondents.
 - We carried out focus groups with primary and secondary school pupils in each fieldwork council area, along with focus groups with two youth groups in two of the areas.
- In both phases of the audit we reviewed national documents including key Scottish Government and stakeholder documents including plans, reviews, inspection reports, evaluations and minutes of key groups. In the second phase we reviewed a range of reports from national bodies on the response to Covid-19.
- We reviewed research reports from a range of organisations, and evidence sessions and papers of the Scottish Parliament’s Education and Skills Committee.
- In the first phase of the audit we reviewed returns from a data request issued to all 32 councils asking for information on council education structures, finance information, staffing information and wider achievements and qualifications.

Data analysis

We carried out detailed data analysis in the first phase of the audit work, and we updated this where appropriate when we carried out further work in late 2020.

Attainment

- Performance in primary school and early secondary is measured using Achievement of Curriculum for Excellence Levels (ACEL). The first set of data was published in 2015/16 but we have used 2016/17 as the baseline year due to consistency issues with the data prior to 2016/17.
- We used two sources of data to analyse senior phase attainment up to 2018/19: The *Summary Statistics for Attainment and Initial Leaver Destinations* publication and the Insight benchmarking tool. Data for some indicators is only available at a detailed level (eg council and SIMD quintile) via Insight. We were given access to Insight so we could carry out our own analysis for the audit. The two sources both use SQA data however there are some differences in the coverage including:
 - Summary Statistics for Attainment and Initial Leaver Destinations includes all leavers in a given school year. Insight excludes people who

leave school before senior phase (S4–S6) and leavers from special schools


- in Insight a 'D' grade at level 5 is counted as a level 5 award whereas in the attainment and leaver destinations publication it would count as level 4 (and so on for other levels of award)
- Insight includes awards from non-SQA providers such as The Duke of Edinburgh's Award and Youth Scotland.
- We used SQA data on attainment rates for graded national qualifications for pupils in 2020. These are not exactly the same as the indicators we have used to measure school leaver attainment. Leaver attainment for 2019/20 had not been published when we carried out the audit work and we used qualification attainment rates as a proxy measure.
- We used data on the percentage of 16–19 year olds participating in Education, Employment or Training that is published and managed by Skills Development Scotland.

Indicators in exhibit 3

Due to the number of ways of looking at the data we decided to look at four indicators in closer detail. The indicators and reasons for choosing them are below:

- 1 or more award at level 5 (NIF indicator) – This is one of the 11 key measures in the NIF. It affects most pupils.
- Participation (NIF indicator) – This looks at outcomes beyond performance in exams and affects all pupils.
- Literacy and numeracy at level 4 (Insight) – This is a key area of focus for the Scottish Attainment Challenge.
- Five or more awards at level 5 (Insight) – This is a measure of those who have achieved a higher level of attainment in exams.

Financial data

- We analysed financial data from the Local Financial Returns (LFRs) which are used to produce the Local Government Finance Statistics published by the Scottish Government. Financial data relates to primary and secondary schools and excludes Early Learning and Childcare, special schools and community learning unless stated. This data was only available up to 2018/19 when we carried out the audit work. Where we have calculated figures in real terms, we have used 2018/19 as the baseline year.
- Real terms figures were calculated using [GDP deflators at market prices and money GDP at September 2019](#) 
- We analysed additional information on Attainment Challenge and Pupil Equity Fund allocations and spending, and RIC funding using some data published by the Scottish Government and some requested directly from councils.
- We used data from Scottish Government announcements on funding, and information provided to us by the Scottish Government and COSLA.

Workforce data

- We analysed data on teacher numbers and other staff which has been published by the Scottish Government. We also used data from Scottish Government announcements.

Appendix 2. Advisory group

Audit Scotland would like to thank members of the advisory group for their input and advice throughout the audit.

Member	Organisation
Sam Anson	Scottish Government
David Belsey	The Educational Institute of Scotland
Jackie Brock	Children in Scotland
Craig Clement (left in December 2020)	Association of Directors of Education in Scotland
Greg Dempster	Association of Headteachers and Deputes in Scotland
Eddie Follan	Convention of Scottish Local Authorities
Gayle Gorman	Education Scotland
Gary Greenhorn (joined in January 2021)	Association of Directors of Education in Scotland
Carrie Lindsay	Association of Directors of Education in Scotland
Graeme Logan	Scottish Government
Maureen McKenna (not involved in the updated work)	Association of Directors of Education in Scotland
Janie McManus (joined in October 2020)	Education Scotland
Eileen Prior	Connect
Jim Thewliss	School Leaders Scotland
Maria Walker (left in October 2020)	Education Scotland

Note: Members sat in an advisory capacity only. The content and conclusions of this report are the sole responsibility of Audit Scotland.



We would also like to thank the members of the Inform 100 youth panel who worked with us throughout the audit.

Improving outcomes for young people through school education

Audit Scotland's published material is available for download on the website in a number of formats. For information on our accessibility principles, please visit: www.audit-scotland.gov.uk/accessibility 

For the latest news, reports and updates, follow us on:



Audit Scotland, 4th Floor, 102 West Port, Edinburgh EH3 9DN
T: 0131 625 1500 E: info@audit-scotland.gov.uk 
www.audit-scotland.gov.uk 

ISBN 978 1 913287 42 9 AGS/2021/2

Achievement of CfE Levels Over-Time

Table 1: SCOTLAND: Percentage of pupils achieving expected CfE Levels, 2016/17 to 2018/19

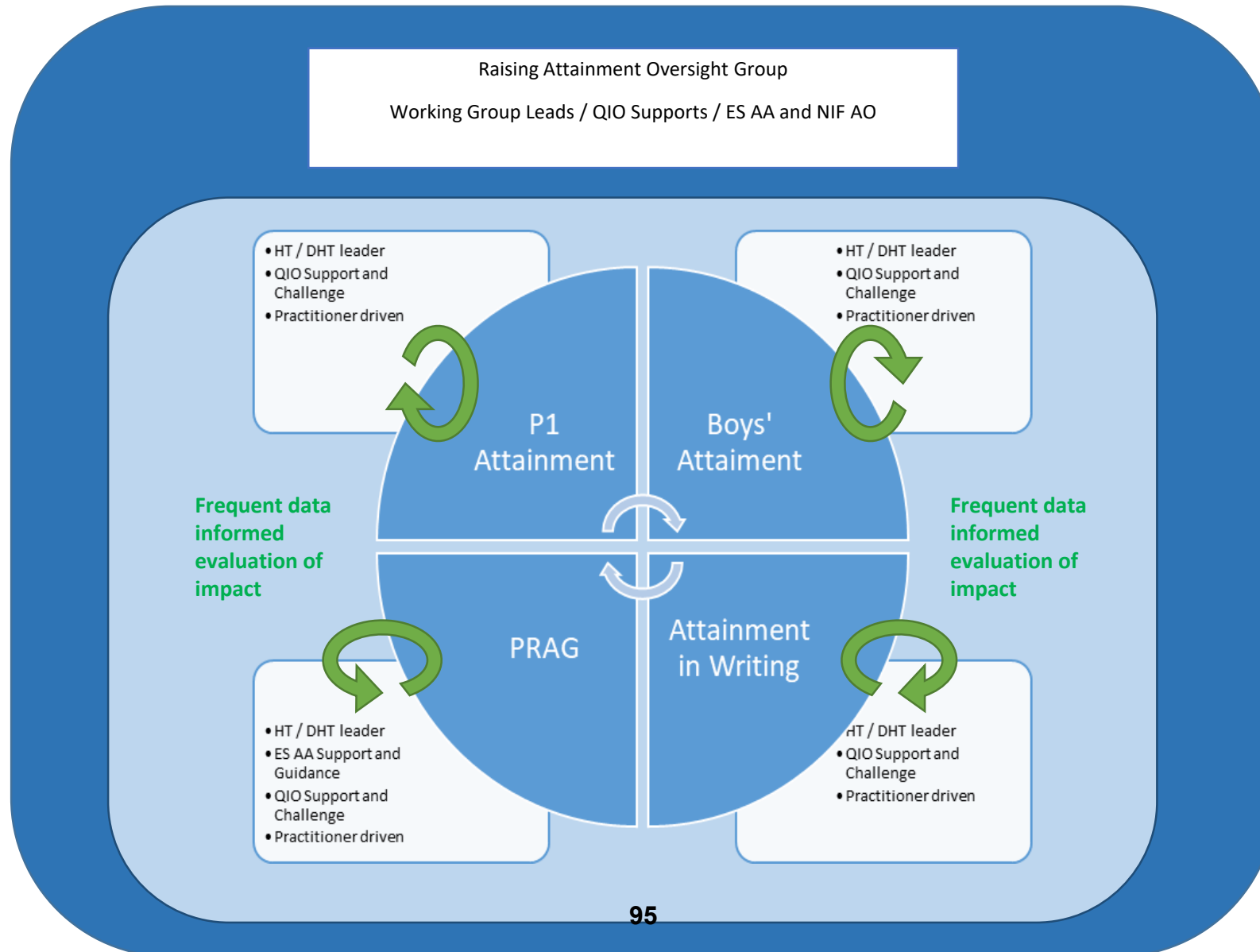
Year	Stage/Level	Reading	Writing	Listening & Talking	Literacy	Numeracy
2018/19	P1 - Early Level	82	79	87	76	85
	P4 - First Level	78	73	85	70	77
	P7 - Second Level	80	74	86	71	76
	P1, P4 and P7 combined	80	75	86	72	79
	S3 - Third Level or better	91	90	91	88	90
	S3 - Fourth Level	55	52	57	48	59
2017/18	P1 - Early Level	81	78	87	75	85
	P4 - First Level	77	72	85	69	76
	P7 - Second Level	79	73	84	70	75
	P1, P4 and P7 combined	79	74	85	71	78
	S3 - Third Level or better	90	89	91	87	89
	S3 - Fourth Level	53	51	55	46	56
2016/17	P1 - Early Level	80	77	85	74	83
	P4 - First Level	77	71	83	68	75
	P7 - Second Level	76	69	81	66	70
	P1, P4 and P7 combined	78	72	83	69	76
	S3 - Third Level or better	90	89	91	87	88
	S3 - Fourth Level	51	48	51	44	56

Table 2: EAST LOTHIAN: Percentage of pupils achieving expected CfE Levels, 2016/17 to 2018/19

Year	Stage/Level	Reading	Writing	Listening & Talking	Literacy	Numeracy
2018/19	P1 - Early Level	80	75	86	72	79
	P4 - First Level	78	71	86	68	76
	P7 - Second Level	79	72	88	70	75
	P1, P4 and P7 combined	79	72	87	70	77
	S3 - Third Level or better	89	87	90	85	90
	S3 - Fourth Level	53	47	50	40	63
2017/18	P1 - Early Level	86	79	89	78	85
	P4 - First Level	77	70	86	67	73
	P7 - Second Level	76	73	84	68	71
	P1, P4 and P7 combined	80	74	86	71	76
	S3 - Third Level or better	89	88	92	87	90
	S3 - Fourth Level	59	55	54	51	53
2016/17	P1 - Early Level	81	77	89	74	81
	P4 - First Level	76	70	85	66	71
	P7 - Second Level	75	65	83	62	69
	P1, P4 and P7 combined	77	71	86	68	74
	S3 - Third Level or better	90	87	91	86	84
	S3 - Fourth Level	48	44	49	40	55

RAP - Implementation and Development Structure

Appendix 3



Scottish Attainment Challenge: 2015-20 Impact report

Local authority report
East Lothian

Contents

Section 1: Context of Scottish Attainment Challenge

Section 2: Approach used

Section 3: Transformational changes: cultural and systemic

Section 4: Improvement in outcomes for children and young people

Section 5: Specific funding streams

Section 6: Lessons learned and future priorities

Section 7: Case Studies

Section 8: Glossary

DRAFT

Section 1

Context of Scottish Attainment Challenge

The Scottish Government's ambition is for Scotland to be the best place to grow up. To achieve this there is a need to raise attainment and reduce educational inequity for all of Scotland's children and young people. **Attainment is the measurable progress which children and young people make as they advance through and beyond school.** However, there continues to be a gap between the progress which is made between those living in Scotland's least and most deprived areas. The First Minister launched the Scottish Attainment Challenge (SAC) in February 2015 to bring these issues to the fore and provide a greater sense of urgency and priority to address them across the education system.

SAC funding has been available to local authorities and schools to support this vision since 2015. Various funding streams have been available throughout this period. As evidence and understanding evolved, different needs and supports were highlighted:

- **Challenge Authority Funding** (available to 7 authorities from 2015 and an additional 2 authorities since 2016/17)
- **Schools Programme Fund** (available to 57 primary schools since 2015 and to another 28 secondary schools since 2016/17). There are now **72 schools** in the Schools Programme (as a result of some becoming part of the Challenge Authorities programmes, some mergers and a school closure).
- **Pupil Equity Funding** (available to almost all schools in Scotland since 2016/17)
- **Care Experienced Fund** (available to local authorities since 2018/19)

Outcomes

Reducing educational inequity and closing the poverty-related attainment gap is a long term strategy which aims to **impact on societal culture and thinking.** Consequently a logic model was developed to allow the SAC Programme to recognise and measure short and medium term outcomes towards achieving the long term goals. This report will look at the outcomes achieved with reference to the logic model and how this information can be used to inform next steps.



Scottish Attainment
Challenge - PMO - N

East Lothian's context

East Lothian Council's **Pupil Equity Fund** allocation from April 2017 to March 2020 was **£4,695,360**. It also received the **Care Experienced Children and Young People** allocation equalling **£332,400** between April 2019 and March 2020. In **February 2020**, **10.6%** of P4-S6 pupils in East Lothian Council schools were registered for **Free School Meals**, an **increase of 1.1 percentage points** on the previous year. At the same point **4.2%** of pupils lived in **Quintile 1** while **21.3%** of pupils lived in **Quintile 5**. **1.4%** of all pupils in East Lothian schools were recorded as being **Care Experienced**. In measuring poverty related gaps in East Lothian Council it should be noted that the numbers of pupils living in **Quintile 1** is significantly less than those living in **Quintile 5**.

Section 2

Approach used

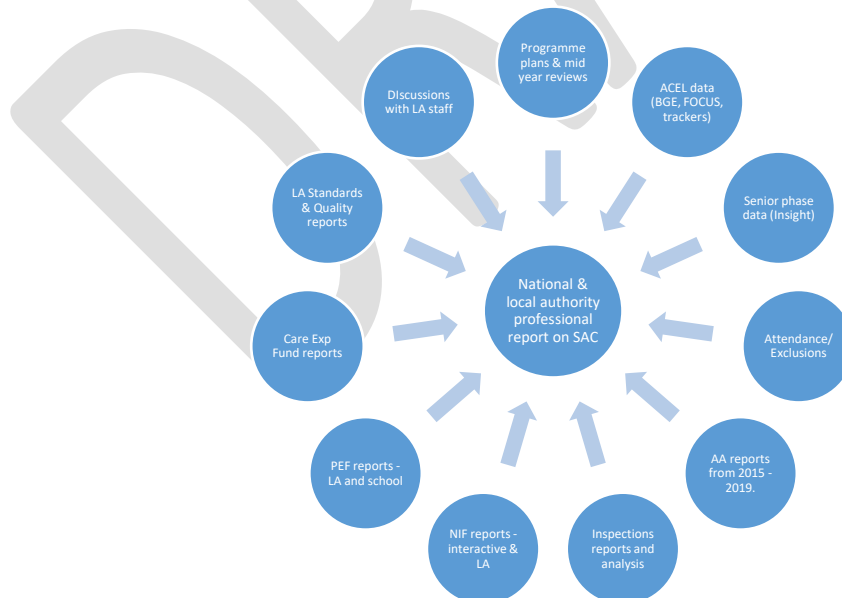
During the period of 19th October 2020 to 4th December 2020, Attainment Advisors worked alongside SAC Local Authority Project Leads to analyse data and evidence from their individual local authority regarding the Scottish Attainment Challenge. The purpose was to provide qualitative and quantitative answers to three high level questions regarding the impact of SAC within each local authority:

1. How has the implementation of the SAC impacted upon the culture and systems of local authorities to ensure those cultures and systems are equitable for children, young people and families affected by poverty?
2. How has the SAC positively impacted upon, or contributed to, educational outcomes for children and young people affected by poverty?
3. Which lessons have been learned and what are the future priorities for the SAC?

Each Attainment Advisor completed a professional report template providing detail and evidence to thirty-four questions. This provided further detail and evidence around each of these three high level questions. They utilised data from a variety of different sources to triangulate the analysis.

Diagram 1 illustrates the range of data used. This report is the result of this analysis.

Diagram 1: Evidence used to collate the National and Local Authority professional reports on SAC by Attainment Advisors



Section 3

Transformational changes: cultural and systemic

3.1 Leadership

3.1.1: Strategic leadership:

East Lothian Council Education Service has provided Pupil Equity Fund (PEF) guidance to schools which is updated annually to reflect changes in national guidance. Headteachers are required to submit their evaluation of the current year's spend and their proposals for the following year. Schools' Standards and Quality reports must include information on the impact of PEF. Since 2016, all schools have contributed 10% of their PEF allocation towards a range of Council service supports such as Finance, Procurement, HR and data analysis.

In the first year of the Care Experienced Children and Young People Fund (CECYPF), the local authority Corporate Parent Board, advised by East Lothian Champions Board, made strategic decisions about how the funding was used. In August 2019 the local authority appointed a virtual Headteacher with responsibility for Care Experienced Children and Young People and the use of the fund. The Corporate Parenting Board retain oversight of this.

East Lothian Council was allocated a full time Education Scotland Attainment Advisor (AA) in September 2019, a role which had previously been part time. The AA provides advice and guidance in relation to achieving equity, through regular meetings with the schools' Quality Improvement Officers (QIOs) and Headteachers. This includes signposting, supporting the analysis of data and evaluation of impact.

As a result of data driven dialogue sessions with all Headteachers, schools QIOs and AA, four key areas for improvement in attainment were identified. This includes the poverty related attainment gap. This now forms part of the East Lothian Raising Attainment Strategy.

3.1.2: Leadership skills

The majority of Primary Schools inspected in 2018/19 were graded as good or better in QI 3.2, while almost all Secondary Schools inspected were graded good or better in this Quality Indicator.

3.2 Learning and teaching

3.2.1: Learning and teaching

No relevant information

3.2.2 Understanding the challenges and impact of poverty

Focused discussions between every Headteacher and the AA has evidenced a growing understanding of the challenges faced by children, young people and families living in poverty. The majority of schools in East Lothian, but particularly those with pupils from the lowest quintiles, have approaches in place which aim to provide equitable experiences for all pupils. These include funds which provide financial assistance for subject costs and excursions. A few schools have used the 'Cost of the School Day' toolkit with staff, pupils and parents. A few Headteachers have requested professional learning for their staff on the impact of poverty to build a culture of understanding.

The establishment of a network of Designated Managers for Care Experienced pupils in every school and the provision of professional learning is reported to be increasing the awareness, amongst school staff, of the challenges for this cohort of children and young people.

3.3 Families and communities

3.3.1 Family engagement with educational establishments

This is an area of focus for some schools in East Lothian. For example in one secondary school, a pupil support worker supports young people and their families in improving attendance at school. The school reported that the positive relationships between the support worker and home improved attendance rates.

In one primary school a 'Raising Children with Confidence' course was run in partnership with Home Start and Social Work. This was well attended by parents and feedback was positive. The school reports that the parents who attended have developed their own supportive network.

3.3.2 Family learning

No relevant information

3.3.3 Other improvements in outcomes for families and communities

No relevant information

3.4 How we work as a system

3.4.1 Effective use of data for improvement

East Lothian has now fully implemented the Progress and Achievement tool within SEEMiS. Schools involved in the pilot have reported that this has resulted in a consistent data set of pupil attainment across their schools which staff at all levels can use to evidence improvement and identify areas for support. The filters in this tool support schools to evidence and describe their poverty related attainment gap and to track progress towards reducing this.

All Headteachers have been part of data driven dialogue sessions which supported the analysis of local authority, associated school group and school level data. The majority of Headteachers have reported that this has led to increased understanding of the strengths and areas for improvements in attainment. A few Headteachers have led similar sessions with their school staff. The AA has met with all Headteachers individually and as part of their Associated School Group to support the analysis of whole school attainment data and to identify the poverty related attainment gap. Feedback from Headteachers and QIO's has been that this has provided an appropriate level of support and challenge and has brought clarity to their analysis and has informed their next steps. One primary school reported that this had supported them to analyse learner achievement data, demographic data, program data and perceptual data to identify trends across the school. The data evidenced a need for increased support for learning. They used the data to allocate additional support in Literacy and Numeracy and to review this regularly.

3.4.2 Collaboration including partnership working

East Lothian Works is the local authority's employability and business advice centre. They provide activity agreements for disengaged 16-19 year olds who are not yet ready to sustain full time training or employment. The part time training is tailor-made to fit around the young person's interests and address barriers to learning and progression. Training is in the form of bite sized taster sessions as diverse as music; bushcraft; motorcycles; climbing; aromatherapy amongst

others. It is expected that young people should make steady progress with a combination of training and 1-1 support so that they are able to sustain their next steps, which could be employment; college; apprenticeship or a national training programme.

Section 4

Improvement in outcomes for children and young people

4.1 Literacy & Numeracy

4.1.1 Literacy

Since June 2017, the P1,4,7 combined Literacy attainment of pupils in Quintile 1 has increased by 12%, while the increase in the same measure for pupils living in Quintile 5 is 3%. The attainment gap between pupils living in Q1 and Q5 has reduced from 36% in June 2017 to 27% in June 2019. The data in this measure evidences a faster rate of progress in Q1 than Q5 and a trend of a decreasing poverty related attainment gap.

The poverty related attainment gap in Literacy has decreased at Early Level, from 38% in June 2017 to 28% in June 2019 and at First level, from 40% in June 2017 to 27% in June 2019. This represents a decrease in the gap in Reading, Writing and Listening and Talking. The most significant decrease is in Reading at first level which has reduced from 36% in June 2017 to 15% in June 2019.

The gap in Literacy at Second Level has remained consistent at around 30%. This represents a consistent gap in Reading, Writing and Listening and Talking over the last 3 years.

The gap in attainment of 3rd level Literacy between S3 pupils living in Q1 and Q5 had reduced from 19.9% in June 2017 to 9.6% in June 2018. However, the gap had widened again in June 2019. This trend reflects the trend in Reading, Writing and Listening and Talking.

4.1.2 Numeracy

The gap in attainment between pupils living in Q1 and Q5 in Numeracy for P1, 4, 7 combined, has narrowed since 2017 when the gap was 32% to 23% in June 2019. The attainment of Numeracy for pupils living in Q1 has increased from 53% to 60%.

The poverty related attainment gap in Numeracy has decreased at Early level from 32% in June 2017 to 25% in June 2019, at First level from 36% in June 2017 to 20% in June 2019 and at Second level from 29% in June 2017 to 22% in June 2019.

The gap in attainment of 3rd level Numeracy between S3 pupils living in Q1 and Q5 had reduced from 44% in June 2017 to 19% in June 2018. However, the gap had widened again in June 2019.

4.2 Senior Phase

School leavers living in Q1 have lower attainment compared to those living in Q5. The attainment gap between school leavers living in Q1 and Q5 is wider at higher levels of qualifications. However, the gap has reduced over the last 5 years across the SCQF Levels with the most significant reduction at SCQF 5. The percentage of school leavers, living in Q1, achieving 1+ qualifications at SCQF L5 or better has increased from 57.1% in 2015 to 77.6% in 2019. The gap between the pupils living in Q1 and Q5 in this measure has decreased by 23.2% since June 2015. The percentage of school leavers living in Q1 in a positive initial destination has increased by 19

percentage points from 74% in 2014/15 to 93% in 2018/19. This percentage is now higher than the national average and virtual comparator. The gap in positive destinations between those leavers living in Q1 and Q5 has reduced from 24% in 2014/15 to 4% in 2018/19.

The percentage of 16-19 year olds, living in Quintile 1, participating in education, employment or training has increased from 81% in 2016 to 89% in 2020. The gap in this measure between those living in Q1 and Q5 has reduced to 9% in 2020 from 15% in 2016.

4.3 Achievement

A few schools in East Lothian have used PEF to create opportunities for wider achievement for those pupils affected by poverty. One primary school employed a musician four days a week, a Community Learning and Development youth worker and three expressive arts workers to ensure that all children had the opportunity to learn a new expressive skill. Children were able to take part in music and drama groups after school.

4.4 Wellbeing

The majority of schools who received PEF used part of this to support pupil wellbeing. Examples of this include the provision of the 'Seasons of Growth' programme. In one primary school, the children who took part reported that they felt supported and valued the time to explore their worries and think about support strategies.

Lego Therapy groups were provided in a few schools who reported positive engagement from children and increased self esteem and confidence.

In a few schools a breakfast club was provided. As a result of attending one primary school reported that pupils were more settled in class and were more engaged in learning. A few schools provided Nurture bases in which they provided targeted support to individuals or small groups. One primary school reported the positive impact this had had on pupil behaviour.

In one primary school, they employed an outdoor instructor to provide learning outdoors to pupils and professional learning for teachers. 60% of teachers reported that they felt confident to provide outdoor learning, compared to 30% before the intervention while 61% of children said they enjoyed their lessons outdoors more than indoor lessons.

A secondary school funded a school counselling service through Crossreach. The school reported that referrals to CAHMS were avoided for the 6 pupils supported.

4.5 Attendance & inclusion

4.5.1 Attendance

Although average rates of attendance over the last 4 years have been consistently between 94.4% and 95.5% in primary and between 88.7% and 91.3% in secondary, pupils living in Q1 had lower attendance rates than those pupils living in Q5.

In primary schools, pupils living in Q1 had an attendance rate between 2 and 3 percentage points lower than pupils living in Q5. There is a declining trend of attendance in both Q1 and Q5 and the gap in attendance rate between pupils living in Q1 and Q5 has increased by 0.6%.

In secondary schools, pupils living in Q1 had an average attendance rate which was 10% lower than pupils living in Q5 in 2019/20. There is a declining trend of attendance in both Q1 and Q5 and the gap in attendance rate between pupils living in Q1 and Q5 has increased by 3.9%.

4.5.2 Inclusion:

Overall, exclusion incidents in East Lothian in 2019/20 had decreased significantly since 2016/17. In primary the number of exclusion incidents expressed as a rate per 1000 pupils was 8.5 in

2016/17 and 6.0 in 2019/20. The largest decrease in rates was in secondary schools, with the number of exclusion incidents per 1000 pupils decreasing from 48.9 in 2016/17 to 16.4 in 2019/20. The exclusion rate per 1000 for primary pupils living in Q1 in 2019/20 was 29.7, while for those in Q5 it was 0. At secondary this was 61.5 in Q1 and 8.2 in Q5. Overall, the gap in exclusion rates between pupils living in Q1 and Q5 has reduced from 56.6 per 1000 in 2016/17 to 38.8 per 1000 in 2019/20.

4.6 Children and young people's voice

4.7 Children and young people who have experienced care

The number of care experienced pupils in East Lothian and in P1,4,7 and S3 is small, so the percentage achieving expected levels of attainment fluctuates more widely than that of Non-Care Experienced pupils. However, the data evidences that the gap in Reading and Listening and Talking between Care Experienced and Non-Care Experienced in P1,4 and 7 combined has reduced. At S3 the gap in overall Literacy has narrowed from 44% to 34%.

The gap in average attendance rates in primary schools between those pupils who are Care Experienced and those who are not has reduced since 2016/17 from 1.6% to -0.3% in 2019/20. The attendance of Care Experienced pupils in secondary schools is monitored by an identified member of staff.

Although the exclusion rate per 1000 pupils for Care Experienced pupils is higher than for Non-Care Experienced pupils, the rate has decreased, particularly in secondary schools from 426.8 in 2016/17 to 114.9 in 2019/20.

School leavers who are Care Experienced typically have lower attainment compared to those who are not Care Experienced. The gap widens at higher levels of qualifications. 67% of Care Experienced leavers gained one or more qualifications at SCQF Level 4 in 2018/19.

The percentage of Care Experienced school leavers going into a positive destination has increased from 52.9% in 2014/15 to 95.8% in 2018/19, in line with Non-Care Experienced leavers. Care experienced pupils' voice has been increased through opportunities for self-directed support in relation to learning, the development of Mini Champs support group and a successful 'Making Your Voice Heard' event in collaboration with East Lothian Champs Board.

Section 5:

Specific funding streams

5.1 Pupil Equity Funding

5.1.1 What worked well?

The majority of schools have used PEF to appoint additional staffing to provide a range of support and targeted interventions. This has included additional teachers, pupil support assistants and other support staff.

In one example of a secondary school's approach, analysis of data led to the identification of pupils who would benefit from targeted support in Literacy and Numeracy. The resulting data shows that almost all pupils within the target group improved their Literacy skills. In addition, from 2018-20 their attendance and aspects of wellbeing improved.

Examples of improving outcomes for pupils in primary schools include the provision of a nurture base and a breakfast club. As a result attendance and punctuality has increased for targeted pupils. In another primary school a lunch time club supporting vulnerable pupils alongside the development of a foodbank and community fridge has, according to the community, resulted in stronger relationships with the school.

The AA has now developed a relationship with the local authority and with Headteachers which allows for support and challenge in the use of PEF. The majority of Headteachers have reported that these conversations have positively impacted on their evaluation and future plans for PEF.

5.1.2 Further developments

In a few cases schools have been unable to implement planned interventions due to the challenges of recruiting appropriate staff. Schools in this situation have been supported to revise plans mid-year to ensure that the fund is used effectively.

A few Headteachers have planned effective measures of impact at the outset of interventions and approaches. This is an area for support identified by the schools' QIO's which the AA will provide. Professional Learning on planning for and measuring the impact of PEF is planned for 2021.

The development of the Raising Attainment Plan has provided four key priorities for improvement which all schools will be required to contribute to. These areas should be considered a focus of PEF spend going forward. As the plan has clear and measurable aims it should be possible to evidence progress at a school and local authority level.

5.2 Care Experienced Fund for children and young people

5.2.1 What worked well?

The appointed Virtual School Headteacher has been engaged in strategic and operational developments supporting Care Experienced children and young people. A significant focus of this work has been on supporting a small number of young people who were at risk of not maintaining their care and school placements. The fund was also used to provide a range of approaches.

In 2019 the East Lothian Care Experienced Attainment Fund was set up to allow Care Experienced pupils to apply for up to £500 for something which would improve their educational outcomes. 95 applications were approved ranging from funding for laptops and chrome books to tutoring.

Fifty Care Experienced children and young people were given access to opportunities for wider achievement through the Children's University Aspire programme. Seven children logged on to the site and had made progress.

Eight Care Experienced S3 pupils were supported to attend and engage with the 'Growing 2gether' programme. This offered them the opportunity to volunteer in Early Learning settings with a focus on outdoor activity.

Love Learning Scotland provided support in transition for 13 Care Experienced pupils. Almost all pupils were supported to re-engage with school or education in the community.

Alongside these approaches, the local authority has responded to individual needs by providing a personalised curriculum for a few Care Experienced children and young people. This has included 1-1 tutoring. For one young person who had not attended school for a year, this resulted in them attaining National 4 English and National 3 Maths.

5.2.2 Further developments:

The local authority has found it challenging to gather evidence of impact of the fund and intends to plan a set of measures to gather qualitative and quantitative evidence for the next round of funding. This will include the views of children and young people.

5.3 National programmes

No relevant information

Section 6

Lessons learned and future priorities

6.1 Lessons learned

6.1.1 Sustainability

All Headteachers in East Lothian now use annually the evaluation and planning formats for PEF. Through focused discussions with the AA, Headteachers are using PEF in a targeted approach to support children and young people affected by poverty.

6.1.2 Lessons learned

From evaluation reports there is evidence that the majority of Headteachers have found it challenging to measure the impact of PEF. A few Headteachers have effective qualitative and quantitative data to evidence the impact of PEF. It has been identified that professional learning on planning and measuring the impact of PEF would be beneficial for Headteachers.

6.2 Future priorities

The local authority now has a Raising Attainment Plan which is data informed. The four priority areas are boys' attainment, Writing attainment, early level attainment and the poverty related attainment gap. There is now a strategic plan in place to take this forward.

6.3 Other relevant information

???

Section 7

Case studies

Case Study 1

Ross High School in Tranent, which has pupils from SIMD 1-10 and a FSM registration of 12.6%, used socio-economic, attendance and attainment data to identify young people who would benefit from one or more of their approaches to using PEF to address the poverty related attainment gap.

'The Literacy Project' supported 38 pupils from S1-3 with a range of Literacy skills for one hour a week. All pupils who attended reported an increase in their confidence. Their English teachers reported that pupils' attitude to English was more positive, attempting tasks that they would have previously avoided and making increased contributions in class. The S3 pupils in the targeted group will be part of National 5 English classes this year.

Four Numeracy interventions were provided to meet the needs of targeted young people. 60 pupils used the online programme 'Maths in a Flash' in twice weekly sessions of 20 minutes. This is supplemented with further resources for school and home. 'Power of 2' provided 1-1 support for those who found a group setting more challenging. A group of 8 S1 pupils took part in a 'Maths and Music' programme which aimed to build confidence and enjoyment of Maths. Finally, a group of S3 pupils were supported with 'Lifeskills Maths' in weekly sessions. The evidence that could be gathered pre-lockdown shows all pupils have increased in confidence and numerical fluency.

Since 2017/18 PEF has been used to fund a Principal Teacher who developed the 'Creative Learning Space', which provides a personalised education curriculum and pastoral support for a small number of pupils from S1-4 who have been unable, for a variety of reasons, to engage with mainstream timetabled education and who are at risk of low or non-attendance, exclusion and/or low levels of attainment. The majority of the target pupils are also Care Experienced. The aim of the CLS is to provide an inclusive and nurturing base from which pupils can receive the support they require. CLS staff also support pupils to access mainstream classes. Learning opportunities within the CLS include cycle maintenance, engineering skills and guitar lessons. Most pupils in the group have improved attendance rates. One pupil who was a non-attender in 2017/18, had an average attendance of 98% in 2018/19. Almost all pupils had 70% or more in 2019/20. In session 2018/19 all four S4 pupils who were at risk of not achieving any qualifications attained a range of National 3 and 4 qualifications, with all achieving National 4 English and two achieving National 4 Maths. This session an S3 pupil has been recommended for National 5 in all subjects. This pupil has ambitions to complete National 5's and Highers at Ross High and go to College or University. He has been part of CLS for 18 months.

In Session 2018/19 all S4 pupils went on to positive destinations. There has been a range of community engagement which includes the pupils taking their 'Smoothie Bike' to events locally and in Edinburgh. Partnership with the third sector and Police has reduced the number of disturbances in the community incidents that the pupils were involved in. 48 pupils in S1 and S2 received Health and Wellbeing support through weekly, small group sessions. Pupils had opportunities to take part in cooking lessons from Edinburgh College staff and excursions which promoted a range of skills including positive communication, teamwork and leadership. Pupils evaluated their own performance and team performance which provided evidence of increased confidence and skills in the targeted areas. All class teachers reported that they saw the transfer of this increased confidence and skills in the classroom.

Prior to lockdown, the school had identified S1 and S2 pupils who were attaining well across subjects and who lived in Q1 or Q2 or who received Free School Meals. 12 pupils were invited to

join 'The Brilliant Club' which would promote and foster pupil engagement with universities. Pupils had opportunities pre-lockdown to meet with their dedicated tutor in Edinburgh University's 'Scholar Programme' and have taken part in virtual tutorials. Pupils reported that they have increased awareness of universities and courses and have shown enthusiasm in being involved. Ross High have used their data to inform decisions around PEF spend and their evaluations demonstrate their drive to meet the needs of the young people who are most disadvantaged in their community. The quantitative and qualitative data they have provides evidence of improved attendance and attainment, increased levels of confidence and skill as well as reduced exclusions.

Section 8

Glossary

Term/ acronym	Meaning
AA	Attainment Advisor
ACEL	Achievement of a Curriculum for Excellence level
ASF	Attainment Scotland Fund
BGE	Broad General Education
CECYP	Care experienced children and young people
ES	Education Scotland
Insight	Insight is a benchmarking tool designed to help bring about improvements for learners in the Senior Phase (S4-S6). The system is updated twice annually, around September for attainment results and February for school leavers data.
LA	Local authority
PEF	Pupil Equity Funding
NIF	National Improvement Framework
RIC	Regional Improvement Collaborative
SAC	Scottish Attainment Challenge
SEO	Senior Education Officer
SNSA	Scottish National Standardised Assessments
NIF	National Improvement Framework

Education Scotland

Denholm House
Almondvale Business Park
Almondvale Way
Livingston EH54 6GA

T +44 (0)131 244 4330

E enquiries@education.scotland.gsi.gov.uk

www.education.gov.scot



ALTERNATIVE CERTIFICATION MODEL

2020-21 SQA National Qualifications Principles and Practice: Assessment,
Quality Assurance and Moderation

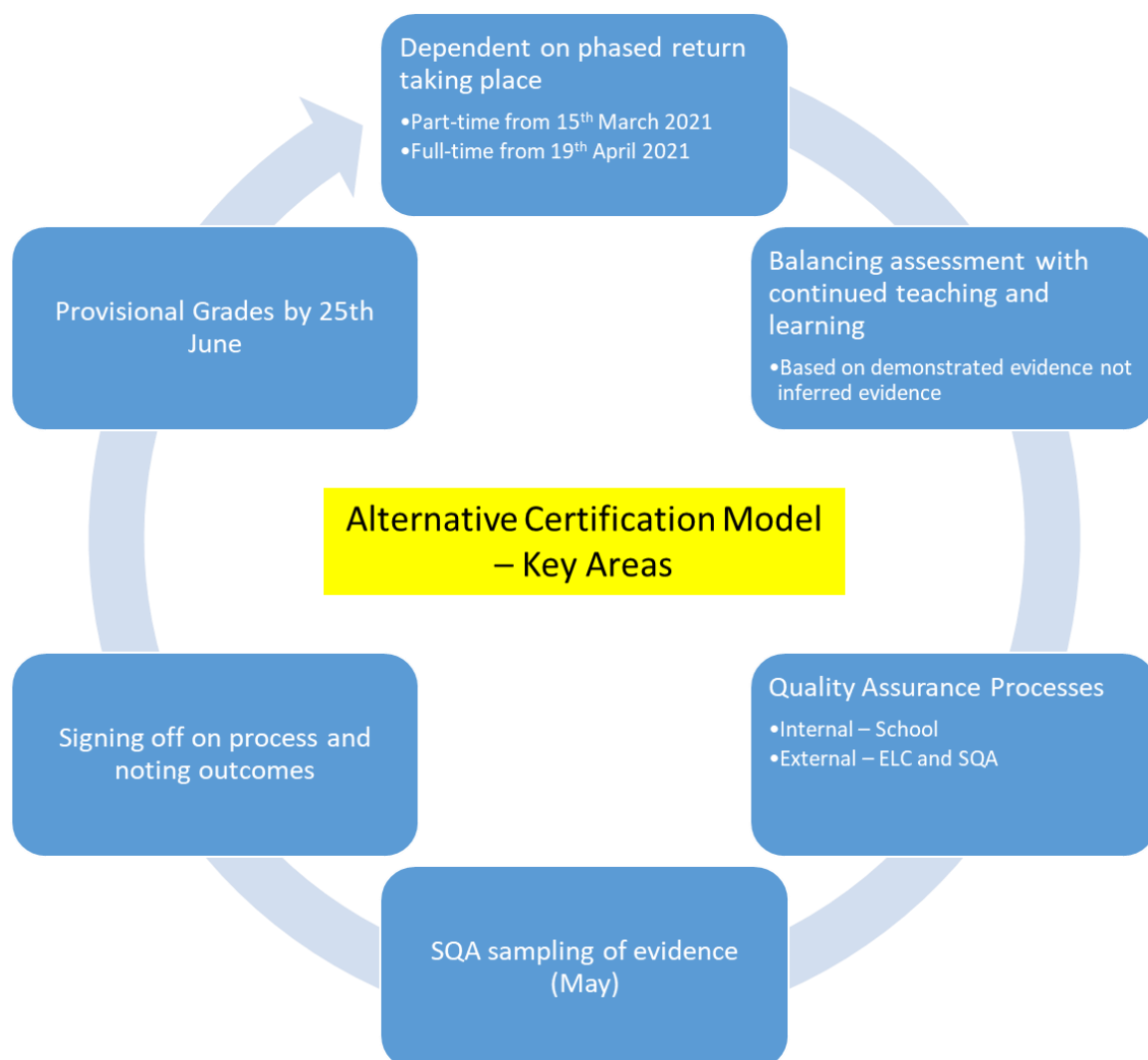


MARCH 2, 2021
EAST LoTHIAN COUNCIL
Quality Improvement Team

Introduction

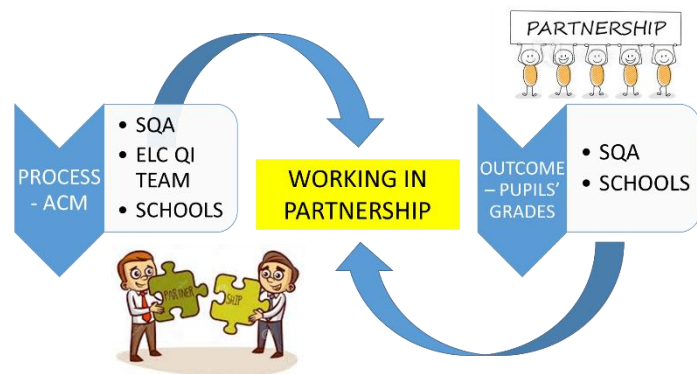
The Alternative Certification Model (ACM) was developed for National 5 courses, in response to the Deputy First Minister's announcement on 7 October 2020 of the cancellation of National 5 exams. Following the cancellation of Higher and Advanced Higher exams on 8 December, it was decided that the ACM would be expanded to cover Higher and Advanced Higher, as well as National 5. The approach for all three levels is broadly the same, although there are different timescales within Stage 1 due to the timing of the announcements that exams were cancelled.

The First Minister announced on 4 January and 6 February 2021 that schools would be closed to most learners until at least 22 February and that remote learning would take place during this time. Consequently, a revised plan has been developed for the delivery of the ACM, moving stages to later in the academic session to accommodate the period of remote learning. The submission date for provisional results has been moved and is now 25 June 2021. The diagram below identifies the key areas involved in the ACM.



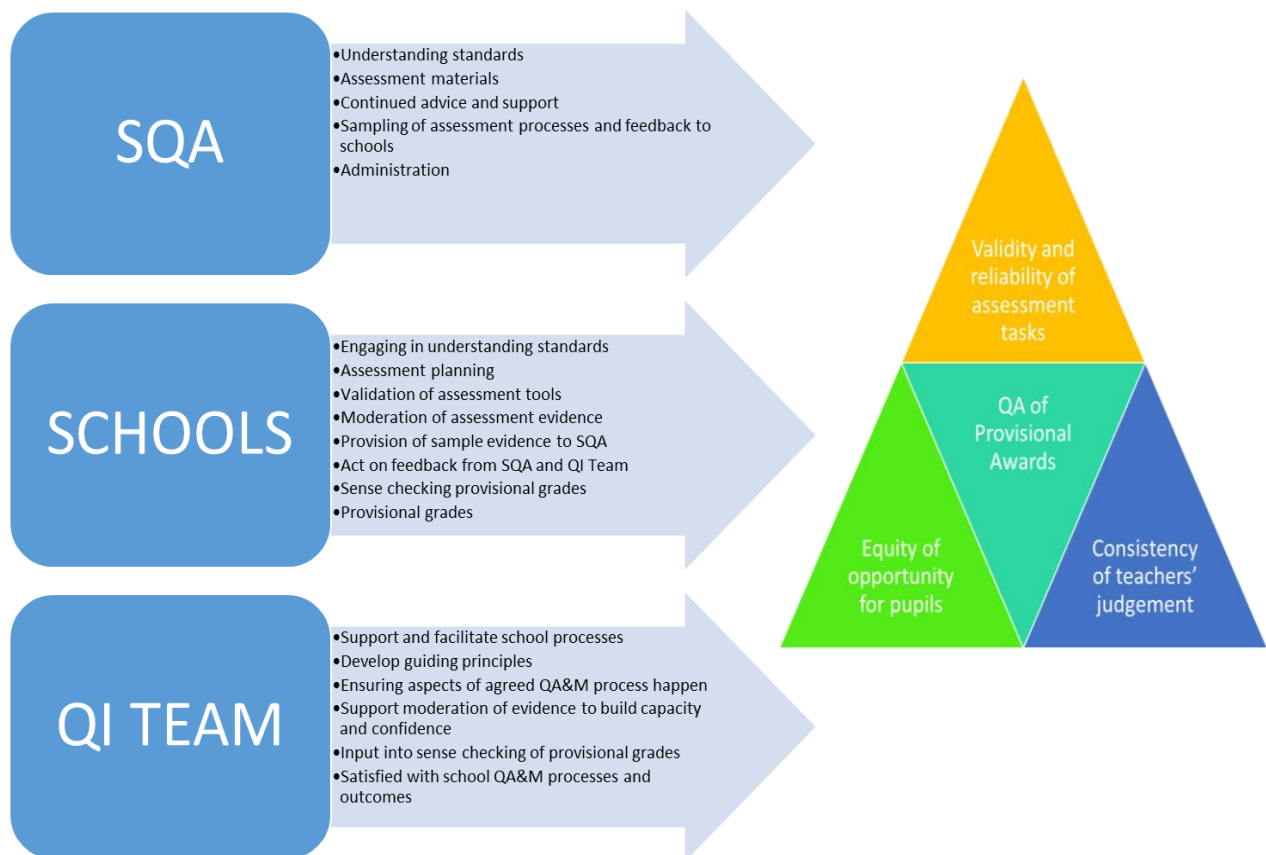
The Process and the Outcome: Responsibilities

It is important to recognise the responsibilities of the Scottish Qualifications Authority (SQA), East Lothian schools and our Quality Improvement Team, and the role of partnership working to support both the process (the ACM) and the outcome (grades awarded to pupils).



- SQA is responsible for both the process and the outcome.
- Schools are responsible for outcomes (subject expertise lies within the school) and the process.
- The QI Team can only be responsible for quality assuring the process as they have no subject expertise to quality assure outcome (pupil grades).

The main responsibilities of each partner agency are outlined in the diagram below. Partnership working between SQA, Schools and Local Authorities will be focussed on quality assuring the robustness and validity of processes to ensure confidence in the provisional awards submitted to SQA.



The key focuses for QA&M are to ensure that the following are evidenced within the ACM process:

- Equity of opportunity for pupils in terms of the what, how and when of assessment evidence used by teachers.
- Confidence in the validity and reliability of assessment tasks used by teachers to award provisional NQ grades
- The consistency of teacher judgement across schools, based on the SQA Understanding Standards materials and the demonstrated evidence of pupil attainment used.

Guidance around principles of assessment, principles of QA&M, and schools' own Internal Verification Policy will guide much of this work.

Principles for Assessment

It is widely accepted that the period leading to the 25th of June 2021 is vitally important to young people and staff in terms of ensuring that time for learning and teaching takes precedence, focusing on breadth and depth of learning, and that planned assessment for certification purposes is implemented in a balanced and measured way to compliment this.

It is recognised that assessment timetables will vary across schools and be dependent on the times which best fit the learning and teaching that has taken place or still has to take place. A balanced approach across subjects should be identified to avoid assessment overload for pupils. This underlines the importance of coordinating departmental assessment plans across the school to identify potential opportunities for assessment overload.

Schools may choose to consider some of, or all of, the following key points when planning their assessment arrangements and timetable:

- Teachers will need to provide frequent clarity to young people on:
 - what pieces of evidence will inform their provisional grade for each subject;
 - the weighting of each piece of evidence and
 - the timeline for assessment in the given subject.
- Final provisional grades must only be determined through demonstrated attainment. Inferred attainment must not be used.
- Tailoring assessment pieces to the needs of individual schools and its young people, taking into consideration depth of learning and appropriate course coverage. While it is accepted that SQA support materials will help significantly in this process, nevertheless, schools may wish to give careful consideration around using these in full as their only evidence base.
- Therefore, schools may wish to consider other assessment materials as well (designed in line with national standards) and not just SQA materials. A school's own assessment materials can be designed to sample the course covered in each school. Using a SQA paper in its entirety will not fulfil this. By doing so, schools will better meet the needs of pupils and allow grade boundaries (sense checking) to be meaningfully applied.

'There must be a continuous, honest and sustained dialogue with candidates from the moment they return to in person learning to the point when provisional grades are submitted to SQA regarding their progress and the grade which they will be awarded. Failure to do this has the potential to leave schools open to major issues regarding appeals'

School Leaders Scotland

- When determining two to four pieces of evidence, this does not mean two to four full ‘practice’ or ‘prelim exams’ which would normally mirror a traditional final paper.
- Assessment pieces could be spaced out, if possible, to allow young people to get feedback to further support their learning for subsequent pieces of evidence. For example, a piece of evidence gathering may take place in early May with a further 2 pieces closer together towards the end of the time frame available.

Each school has the responsibility for determining their approaches to assessment and their timetable for assessing young people. Assessment approaches will need to fit with the **ELC strategic assessment timetable** agreed across ELC schools in order to fit with planned QA&M as part of the Alternative Certification Model. This **ELC strategic assessment timetable** is outlined in the diagram below:

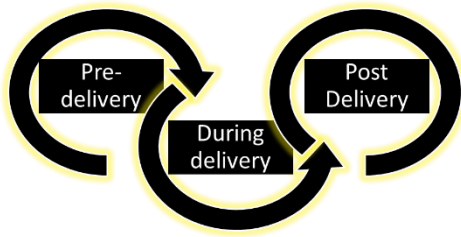
March 2021	April 2021	May 2021	June 2021
Ongoing Learning, Teaching and Formative Assessment			
Development of department / school assessment arrangements / timetable	Assessment Window 19 th April to 4 th June 2021		
		Use of extended assessment materials completed by 4 th June 2021 at the latest	

Principles for Quality Assurance and Moderation

Internal verification is an approach to quality assurance based on peer support and review that enables you to integrate quality into internal assessment from start to finish. Schools and departments should choose the model they will use, depending on their context:

- **Lead Internal Verifier:** responsibility is allocated to named members of teaching staff for carrying out internal verification of particular Units, as part of a peer-review process. The internal verifier will sample assessments marked by other assessors.
- **Peer review:** All members of teaching staff in a department taking responsibility for both assessing and internally verifying Units, as a peer-review process. All staff take part in understanding standards activities and carry out cross-marking of each other’s assessments.
- **Single Assessor departments:** A networking approach to internal verification, allowing professional dialogue and cross-marking between assessors in different centres. This would be most likely to apply in single-teacher or small departments.

The arrangements made by schools for their internal quality assurance of NQ assessment processes should follow expectations and standards identified in their Internal Validation Policy.



There are essentially three stages of Internal Validation: Pre-delivery, during delivery and post-delivery. These follow the principles of Plan > Do > Review

The first stage of internal verification is the **pre-delivery stage**. This includes:

- planning the management and coordination of internal assessment activities
- planning the management and coordination of internal verification activities
- ensuring a shared understanding of standards
- agreeing on assessment approaches
- preparing candidates

The second stage of internal verification is the **during delivery stage**. This includes:

- standardisation activities
- sampling of candidates' assessed work
- feedback to assessors who marked assessments
- supporting assessors, responding to queries
- confirmation of results
- providing a second opinion in internal assessment appeals, cases of suspected malpractice in internal assessments

The third and last stage of internal verification is the **post-delivery review stage**. This includes:

- reflecting how things have gone and how to improve delivery of the Course
- agreeing and planning any necessary changes in assessment approach for the following session
- agreeing and planning any further understanding standards activities required
- agreeing and planning any changes to internal verification processes for the following session

Each school has the responsibility for determining their approaches to QA&M and their timetable for carrying out this work. QA&M approaches will need to fit with the **ELC strategic QA&M timetable** agreed across ELC schools in order to fit with planned stages of QA&M as part of the Alternative Certification Model. This **ELC strategic QA&M timetable** is outlined in the diagram below:


	March 2021	April 2021	May 2021	June 2021
School Responsibility	QA&M of Assessment Design- Validity and reliability in relation to Standards.			Submit provisional grades to SQA by 25 th June
	Planning and development of in-school approaches to QA&M			
			Implementation of in-school / x-school QA&M approaches relating to pupil assessment evidence	
SQA			Sampling examples of assessment evidence used - marking scheme, candidate evidence, how it was marked etc.	
QI Team Responsibility		Engagement with schools to quality assure a sample of departmental plans for QA of pupil assessment evidence	QIO support and challenge for a targeted sample of departmental QA&M activities related to supporting provisional results.	QA&M discussions between QIOs and SLTs for each school based on submitted provisional grades

Alternative Certification Model: East Lothian Schools' Timeline

The Alternative Certification Model timeline developed with East Lothian Schools provides an overview of what, how, when and who in relation to roles, responsibilities and content of associated ACM assessment and QA&M activity for the period March to June 2021. The LIVE version of this document can be found [here](#).

+

Planned Phases of Assessment: February to June 2021

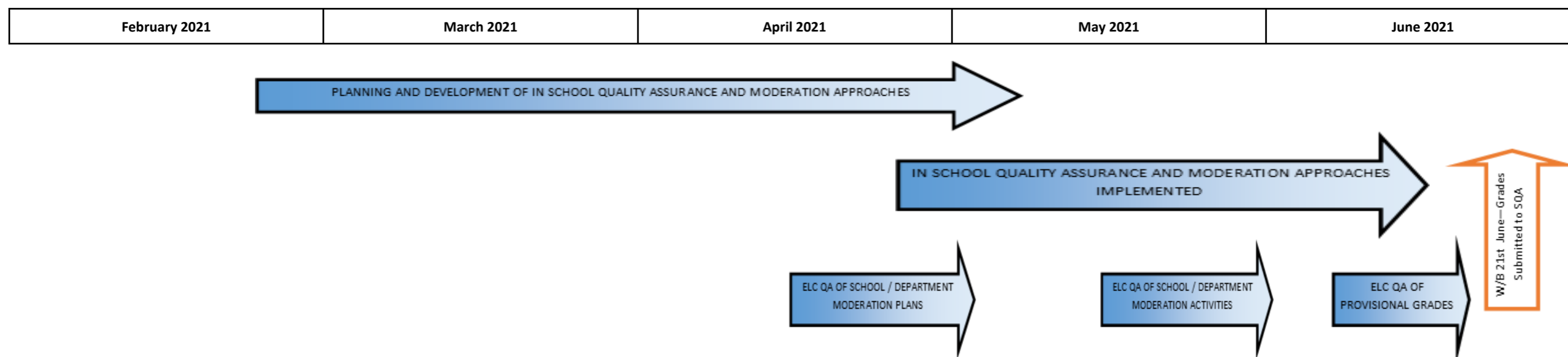


NQ ACM Planned Assessment Approaches

Timeline	February 2021	March 2021	April 2021	May 2021	June 2021
SQA Staged Approach	Stage 1: Ongoing until April 2021 Teachers and lecturers access subject specific guidance, assessment resources and Understanding Standards materials and webinars from SQA.		Stage 2: April to May 2021 School, college and local authority quality assurance continues. During May, SQA requests, reviews and provides feedback on samples of assessment evidence from each school and college.		Stage 3: End of May to 25 June 2021 Schools, colleges, local authorities and SQA work through final stages of local and national quality assurance and feedback to reach provisional results that are consistent, equitable and fair
SQA Assessment	<ul style="list-style-type: none"> • Learning, teaching and assessment (to guide further support for learners) together with consolidation of learning, are ongoing • Subject-specific guidance on selecting the appropriate learner evidence is available for all subjects at National 5, Higher and Advanced Higher • National 5, Higher and Advanced Higher assessment resources are available to help inform assessment planning and evidence gathering • SQA supports schools and colleges by adding new materials and webinars to its established Understanding Standards programme • Schools and colleges are supported by local and national networks • Schools and colleges further develop assessment plans (including any assessment arrangements needed for individual learners) and become familiar with internal quality assurance arrangements for learner assessments, including standardisation of all assessment 		<ul style="list-style-type: none"> • Learning, teaching and assessment (to guide further support for learners) together with consolidation of learning, are ongoing • Schools and colleges put in place and record any assessment arrangements required by individual learners • Schools and colleges assess learner evidence, carrying out and recording decisions in line with internal quality assurance procedures. • Schools and colleges continue to provide feedback to learners on progress, including results based on evidence 		<ul style="list-style-type: none"> • Learning, teaching and assessment should be concluding for the purposes of certification in 2020-21 • Schools and colleges provide ongoing assessment feedback to learners, including provisional grades based on evidence

	instruments and marking instructions, sampling of assessment evidence and teacher marking to ensure that national standards are being applied consistently		
Suggested LA based approaches to assessment	<ul style="list-style-type: none"> Discuss, develop and agree the guiding principles for assessment with HTs. 	<ul style="list-style-type: none"> Support the implementation of the guiding principles for assessment in schools. 	
Suggested School Based Approaches to Assessment	<ul style="list-style-type: none"> Some formal assessment as part of the teaching and learning process (completion of internal tasks or projects) in some practical NQ courses might begin as part of the ongoing planned in-school teaching and learning. Decisions made at individual school level to reflect: <ul style="list-style-type: none"> ML Talking / Listening assessments Home Economics Practical Assessments CDT Project based assessments Physical Education - awaiting further SQA guidance Aspects of Art and Music For this period, and if Senior Phase pupils fully return to school earlier, the main focus for teachers must be to ensure: <ul style="list-style-type: none"> Continuity of learning through remote provision as required.. A period of consolidation - Refocus on Teaching and Learning through the use of formative assessment and building on previous assessment information from earlier in the school session. The teaching of key aspects of course content that, due to its nature, were not able to be delivered remotely. The focus for pupils remains on new and consolidated learning and NOT formal assessment for certification purposes, apart from the practical subject examples given earlier, determined by the needs of individual learners and not traditional dates of previous years. Schools will regularly communicate with parents / carers and pupils outlining school based plans and approaches regarding planned NQ assessment opportunities and approaches (including N3 and N4) Senior leaders will share with staff teams the guiding principles of assessment. Senior leaders, with department leads, agree on school approaches to NQ assessment (this will include subject specific variances.) Teachers will provide clarity to young people on: <ul style="list-style-type: none"> what pieces of evidence will inform their provisional grade for each subject; the weighting of each piece of evidence and the timeline for assessment. 	<ul style="list-style-type: none"> The formal Assessment Window for Senior Phase will be the period 19th April to 4th June 2021 (7 weeks). However, it is important to note that schools have flexibility in their approaches to implementation of this assessment window to allow for: <ul style="list-style-type: none"> An appropriate transition from continuing with aspects of teaching and learning to gathering appropriate assessment evidence of pupil attainment (including the use of extended assessments). Flexibility across East Lothian schools to allow staff to plan approaches to assessment that best suit learners needs to ensure equity of opportunity for all learners. Flexibility for subjects to plan for the gathering of 2-4 assessment pieces. Flexibility to plan assessment by subject, to reflect differing marking loads by subject and the need to quality assure assessment evidence and professional judgement. The use of 'extended assessments' should be viewed as part of the assessment process and NOT as the assessment process. This will provide schools with the opportunity to use extended assessment evidence alongside other sources of assessment evidence (as outlined by SQA) to establish a holistic view of pupil attainment. Continue with planned assessment opportunities for young people Continue to provide clarity to young people on: <ul style="list-style-type: none"> what pieces of evidence will inform their provisional grade for each subject; the weighting of each piece of evidence and the timeline for assessment. 	<ul style="list-style-type: none"> Aspects of assessment as previously outlined may need to continue in the first week of June to allow flexibility to address specific challenges faced due to absence or specific learning needs of pupils.

Planned Phases of Quality Assurance and Moderation: February to June 2021




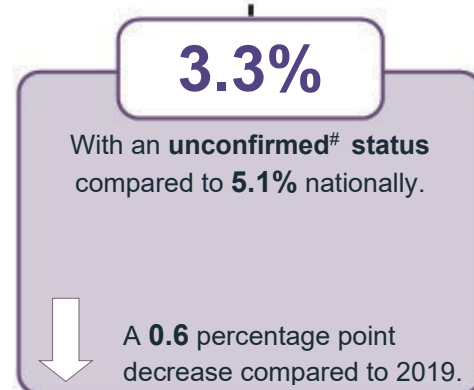
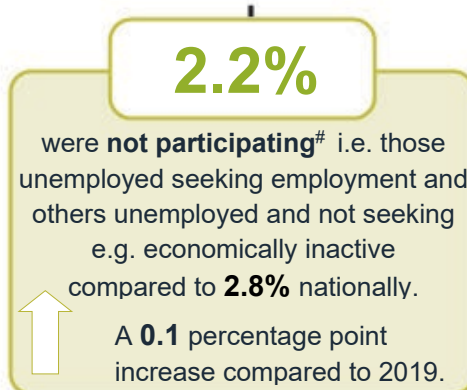
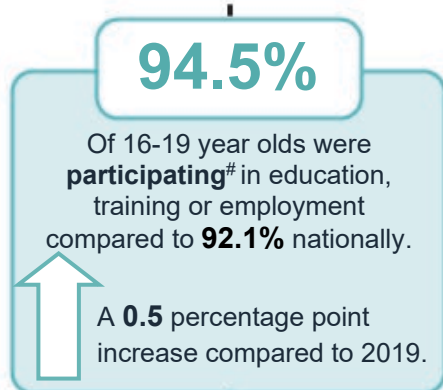
NQ ACM Planned Quality Assurance and Moderation Approaches

	February 2021	March 2021	April 2021	May 2021	June 2021
SQA Staged Approach	Stage 1: Ongoing until April 2021 Teachers and lecturers access subject specific guidance, assessment resources and Understanding Standards materials and webinars from SQA.		Stage 2: April to May 2021 School, college and local authority quality assurance continues. During May, SQA requests, reviews and provides feedback on samples of assessment evidence from each school and college.		Stage 3: End of May to 25 June 2021 Schools, colleges, local authorities and SQA work through final stages of local and national quality assurance and feedback to reach provisional results that are consistent, equitable and fair
SQA QA&M	<ul style="list-style-type: none"> Schools and colleges carry out internal quality assurance processes in line with agreed procedures and engage in local authority / RIC activity as appropriate 		<ul style="list-style-type: none"> Schools and colleges continue to carry out and engage in internal quality assurance in line with their procedures and local authority / RIC quality assurance processes During May, on a proportionate basis, SQA selects courses from each school and college for national quality assurance and provides subject-specific feedback. For national quality assurance, this package of evidence will be less than that used for reaching provisional results. The assessment evidence can be partial or incomplete. For example, it could consist of one or two pieces of key evidence from a small number of learners in the subjects selected. Schools, colleges and training providers will be notified of which courses they have been selected for in the last week of April. While most course selections will be random, there will be non-random selections made for those new to delivering courses this year. The purpose of the review of learner evidence is to provide feedback to centres on how they apply the national standard in their marking. It is not a review of the provisional grade a learner may receive. For this reason, centres will be asked to provide assessment evidence from five learners for each course selected. Where possible, the assessment evidence from the five learners should be spread over a range of performances from different learners and where possible across the teaching staff delivering at that level. 		<ul style="list-style-type: none"> Schools, colleges and local authorities complete final stages of quality assurance, taking account of feedback from the prior stages Schools and colleges record provisional results based on evidence of demonstrated attainment for each learner Heads of centre sign off the outcomes per subject, and local authorities endorse the process and engagement in reaching those outcomes Schools and colleges submit provisional results by 25 June SQA undertakes administrative checks and addresses any queries with centres (eg potential data inputting errors) Schools and colleges retain learner assessment evidence <p>Schools, colleges and training providers will send provisional results to SQA by 25 June following local and national quality assurance. SQA will not adjust provisional results after they have been submitted, except where SQA has identified an administrative error and confirmed this with the school, college or training provider.</p>

			<ul style="list-style-type: none"> Centres should provide the quality assured assessment evidence completed at the point of uplift. SQA recognise that this evidence may be partial or incomplete and not the full or final evidence base for each learner Schools, colleges and training providers will act upon this feedback, adjusting their marking and local quality assurance processes, if this is deemed necessary. SQA will not adjust provisional results after they have been submitted, except where SQA has identified an administrative error and confirmed this with the school, college or training provider. Schools and colleges start to develop provisional results based on the available learner evidence and feedback from local and national quality assurance, including checking that results are consistent across the centre and based on learner evidence Schools, colleges or local authorities can speak to SQA if further support is desired. SQA issues further information on how to submit the provisional results 		
Suggested School Based Approaches to Moderation	<ul style="list-style-type: none"> Ensure all staff understand SQA ACM documentation (including a Understanding Standards activity – Feb inset and other internal opportunities) Share with staff teams the school's internal verification policy Identify at departmental level the QA&M approaches to be used in line with the internal verification policy. Confirm with QIO that: <ul style="list-style-type: none"> All staff delivering NQ courses have engaged with understanding standards activity School approach to assessment is in line with guiding principles and that this has been discussed and agreed at school level All assessment tools have been validated as per school's internal verification policy - consider 26th March and part of additional two support days for this purpose. Specific NQ Course considerations: <ul style="list-style-type: none"> N5 Cake and Practical cookery final assessments. N5 Cake planning booklet 		<ul style="list-style-type: none"> Implement at departmental level the QA&M approaches to be used in line with the school's internal verification policy. Carry out centre quality assurance on provisional results, prior to submission to SQA, including checking that provisional results are based on current learner evidence - part of additional twosupport days could be used for this purpose. Engage in any further quality assurance on provisional results with the local authority Local quality assurance could also include dialogue with SQA where the centre requests further support Make adjustments to provisional results and/or processes required as a result of centre, local and/or national quality assurance. Any adjustments must be made on the basis of current candidate evidence. Specific NQ Course considerations: <ul style="list-style-type: none"> N5 Cookery assignment & written paper N5 Cake written paper N5/H assignment & written paper - later in May preferably for written paper. N5/H PE - completion of Portfolio & written paper respectively. 	<ul style="list-style-type: none"> Make adjustments to provisional results and/or processes required as a result of centre, local and/or national quality assurance. Any adjustments must be made on the basis of current candidate evidence. 	
Strategic: QI Team QA&M across all East Lothian Schools	<p>15th February 2021 – In-service</p> <ul style="list-style-type: none"> N5 and H: Understanding Standards sessions – expectation that all staff will attend at least one session. Feedback gathered from subject leads. 	<p>26th March 2021 – Secondary Subjects Afternoon</p> <ul style="list-style-type: none"> Quality Assurance and Moderation of assessment materials (Purpose, equity, validity and reliability) - Schools could use the SEIC Assessment & Moderation Model, which almost all subject leads have been trained in the use of (this will allow the focus to remain on the assessment materials and keep the message consistent across all subject areas). Supporting centre level moderation and subject level moderation across the local authority Universal Date for all schools TBC - assessment plans and assessment calendar to pupils and parents (pre-Easter break). QIO to discuss and agree the Internal Verification Policy for each school with HTs. QI Team to develop and implement processes for the checking stage, building on processes implemented in 2020. 	<p>Schools closed 2nd to 19th April (inclusive) – EASTER HOLIDAY</p> <p>Authority QA&M 1 -</p> <p>W/b 19th April and 26th April 2021:</p> <ul style="list-style-type: none"> QIO to request confirmation that all staff delivering NQ courses have engaged with Understanding Standards materials. QIO engagement with schools to quality assure a sample of departmental plans for QA of pupil assessment evidence against the school's internal verification policy. QIO to seek confirmation from schools that planned QA aligns with the school's agreed Internal Verification Policy. <p>Optional Data Drop for a School's own analysis of Working Grades on SEEMiS. Should schools wish, as part of their own internal QA&M processes, they can request a data drop from SEEMiS into an analysis spreadsheet (similar to 2019-20) from P Smith.</p>	<p>Authority QA&M 2 -</p> <p>W/b 24th and 31st May:</p> <ul style="list-style-type: none"> QIO support and challenge for a targeted sample of departmental QA&M activities related to supporting provisional results. <p>This will facilitate and support centre-level quality assurance in terms of:</p> <ul style="list-style-type: none"> The processes implemented by the school/centre. The outcome of the checking exercise. Local authority subject based quality assurance, perhaps through subject networks. <p>Optional Data Drop for a School's own analysis of Working Grades on SEEMiS. Should schools wish, as part of their own internal QA&M processes, they can request a data drop from SEEMiS into an analysis spreadsheet (similar to 2019-20) from P Smith.</p>	<p>Authority QA&M 3 -</p> <p>w/b 7th June 2021</p> <p>Analysis of Final Provisional Grade - Sense Checking.</p> <ul style="list-style-type: none"> Schools to submit final provisional results to LA by Wednesday 10th June 2021, or earlier. Schools provided with own data copy 2 days (or earlier) after submission to LA Schools: Final internal QA using data copy LA analysis of provisional data Thursday 11th and Friday 12th June <p>W/b 14th June:</p> <p>QA&M discussions between QIOs and SLTs for each school based on submitted provisional grades - 17th / 18th June 2021</p> <p>W/b 21st June – Grade submissions to SQA by schools completed by 25th June</p> <ul style="list-style-type: none"> Synchronized Date and Time TBC for all schools. Grade confirmation to pupils <p>Learners will receive their SQA results on 10 August 2021.</p>

2020 Annual Participation Measure Report

Summary for East Lothian Council




67.4% in 2019




23.5% in 2019



3.1% in 2019



0.9% in 2019



1.3% in 2019



The annual participation measure takes account of the status for all 16-19 year olds from 1st April 2019 to 31st March 2020. All statuses are combined to calculate the participation headline classification and the status grouping displayed.

Percentage point change has been calculated using the percentages rounded to one percentage point.

[#] SDS does not currently receive any data from Department of Work and Pensions about Universal Credit claimants, and therefore is not able to comprehensively identify or report on people who are unemployed seeking. DWP is currently unable to provide data on UC claimants who are out of work but is working to develop this capability to ensure that SDS receives this information in the future. Therefore, treat unemployed seeking and related statuses with a degree of caution. (See Annex 1 of the Annual Participation Measure report for full details)

2020 Annual Participation Measure Report

Summary for East Lothian Council

This summary marks the sixth release of statistics on the participation of 16-19 year olds at a national and local authority level and is the fifth year using the Annual Participation Measure reporting methodology. The annual methodology takes account of all statuses for 16-19 year olds in Scotland over one calendar year (1st April – 31st March). For each of the 205,981 individuals included within the annual participation measure cohort, the headline participation classification (participating, not participating and unconfirmed) is based on the classification within which each individual spent the greatest number of days.

Since August 2017, the Annual Participation Measure has been the source of the National Performance Framework indicator, “**Percentage of young adults (16-19 year olds) participating in education, training or employment**”.

The full annual participation measure 2020 report, accompanying supplementary tables and interactive resource are available on the annual participation measure statistics page of the Skills Development Scotland website.

The summary below provides a comparison between the 2020 and 2019 local authority results along with the 2020 results for Scotland.

The proportion of 16-19 year olds participating[#] for East Lothian Council was 94.5%, a 0.5 percentage point (pp) increase compared to 2019 (94.0%) and 2.4 pp higher than the national rate (92.1%).

	<u>Scotland</u>
~ annual participation rate for 16 year olds is suppressed as it is disclosive.	99.0%
~ The annual participation rate for 17 year olds is suppressed as it is disclosive.	95.0%
↓ 18 year olds the rate was 91.8%, a 0.9 pp decrease compared to 2019 (92.7%).	90.4%
↑ 19 year olds the rate was 89.9%, a 1.7 pp increase compared to 2019 (88.2%).	84.1%

The proportion of 16-19 year olds not participating[#] for East Lothian Council was 2.2%, a 0.1 pp increase from 2019 (2.1%) and 0.6 pp lower than the national rate (2.8%).

	<u>Scotland</u>
~ The annual nonparticipation rate for 16 year olds is suppressed as it is disclosive.	0.7%
~ The annual non-participation rate for 17 year olds is suppressed as it is disclosive.	2.8%
↑ 18 year olds the rate was 3.6%, a 0.8 pp increase compared to 2019 (2.8%).	3.8%
↓ 19 year olds the rate was 2.7%, a 0.2 pp decrease compared to 2019 (2.9%).	3.8%

The proportion of 16-19 year olds reported as unconfirmed[#] for East Lothian Council was 3.3%, a 0.6 pp decrease from 2019 (3.9%) and 1.8 pp lower than the national rate (5.1%).

	<u>Scotland</u>
↓ 16 year olds the rate was 0%, a 0.1 pp decrease compared to 2019 (0.1%).	0.2%
↓ 17 year olds the rate was 1.3%, a 0.3 pp decrease compared to 2019 (1.6%).	2.2%
↑ 18 year olds the rate was 4.6%, a 0.2 pp increase compared to 2019 (4.4%).	5.9%
↓ 19 year olds the rate was 7.4%, a 1.4 pp decrease compared to 2019 (8.8%).	12.1%

REPORT TO: Education Committee

MEETING DATE: 8 June 2021

BY: Executive Director for Education & Children's Services

SUBJECT: South East Improvement Collaborative - Update

6

1 PURPOSE

- 1.1 To provide the Committee with an update on the work of the South East Improvement Collaborative (SEIC) including the new SEIC Regional Improvement Plan - April 2021.

2 RECOMMENDATIONS

- 2.1 The Committee is asked to note:
- i. The SEIC Regional Improvement Plan dated April 2021 (Appendix 1).
 - ii. The priority areas for improvement being taken forward in partnership with members of the SEIC and the progress made towards improving professional collaboration and school empowerment across the SEIC.

3 BACKGROUND

- 3.1 East Lothian Council has continued to contribute towards the SEIC during this academic session. The SEIC Oversight Group, including the five Conveners for Education from each partner Council and the SEIC Board, have continued to lead and manage the work of the SEIC. The SEIC has been successful in its application to the Scottish Government for £1,171,746 to support the successful delivery of the Plan for the period 1 April 2021 - 31 March 2022.
- 3.2 A Report to Committee in February 2020 provided an update on the SEIC Phase 2 Plan. The attached SEIC Plan April 2021 (Appendix 1) provides

an overview of progress and achievement of the Phase 2 Plan, the Agile Plan in response to COVID-19, as well as the new 2021 Plan.

- 3.3 During the past year an Agile Plan was developed in response to COVID-19 and key staff in each of the five Local Authority areas worked together to decide on what key priorities from the previous plan could continue, what aspects would be put on hold and any new actions required (Appendix 1 pages 12-13).
- 3.4 The six work streams, supported by officers from across the SEIC including East Lothian Council, continued to meet and have made significant contributions to the collaborative work across the region (Appendix 1 pages 9-10).
- 3.5 A number of key networks have been established within the SEIC and many more groups continue to develop as staff seek to share good practice and collaborate on key areas of their work (Appendix 1 pages 11 and 21).
- 3.6 The Secondary Subject Leads Networks are now well established and there are twenty four subject lead teachers in East Lothian working together and with leads in other local authorities to collaborate on key areas of interest.
- 3.7 East Lothian schools have engaged well with the work of the SEIC and have benefited from a variety of collaborative professional learning activities.

3.8 **Progress Update**

- 3.8.1 As part of the SEIC Agile COVID-19 Response Plan, budget was allocated across each local authority in the SEIC to develop and extend the Moderation and Assessment work. East Lothian used the funding to release a secondary Principal Teacher, to work alongside the subject leads, SEIC networks and SEIC/East Lothian local authority officers to ensure the effective implementation of the Alternative Certification Model for Senior Phase.
- 3.8.2 Ormiston Primary School and Windygoul Primary School have been involved in the Research Schools element of the plan and have developed enquiry-based approaches involving classroom practitioners. Both schools have presented their work to staff from across SEIC on their innovative developments as part of one of the key drivers of the Empowered system.
- 3.8.3 As part of the SEIC 'Pedagogy Pioneers' development, Campie Primary School, Dunbar Primary School and Knox Academy have been delivering sessions online to practitioners from across the five council areas focussed on improving learning and teaching.
- 3.8.4 A range of partnerships have been established across the SEIC involving East Lothian schools. A joint project with SEIC and Youthlink Scotland was established in August 2020 and Ross High School have been a key part of the enquiry and research work, contributing towards the overall research

to measure impact of partnerships between youth work and schools to improve attainment outcomes for young people. Musselburgh Grammar School and Ross High School have also participated in the Intensive Quality Improvement Project (IQIP) to undertake improvement methodology work in relation to engagement and attendance. More recently, Wallyford Primary School has been participating in a research project with the University of Edinburgh on a digital learning project to improve literacy and wellbeing around 'Reading with Dogs'

3.8.5 A new SEIC/East Lothian Forum has been established, including representatives from schools in each of the Associated School Groups (ASGs) and central officers. This group will meet termly and provide guidance and input on how best to develop collaboration and share practice across East Lothian.

3.8.6 As part of the response to COVID-19, the Agile Plan placed a greater emphasis on developing digital pedagogy. The new SEIC Digital Education Support Officer who is based in East Lothian, has been fully engaged in all aspects of digital development across East Lothian to support the ongoing development of digital learning now and in the future (see Appendix 2)

3.9 Planning Ahead

3.9.1 The new SEIC plan (Appendix 1 Page 15) outlines an improved governance structure so that each local authority has officers working alongside the SEIC team to help ensure the actions on the plan are fully agreed and each local authority has ownership over the implementation of these actions.

3.9.2 Through collaboration with all stakeholders including the Boards, work streams, networks, Education Scotland, lead officers in each local authority and the gathering of data from each local authority, three strategic goals have been identified and in the next phase of the plan. The new goals focus on:

- Goal 1: Driving high quality learning, teaching & assessment
- Goal 2: Supporting inclusion, wellbeing and equity
- Goal 3: Developing the use of digital pedagogy

3.9.3 The Goals established in the SEIC plan align very well with the key priorities in the East Lothian Education Service Improvement Plan. The SEIC work will complement and add value to ongoing areas of development for the education service and schools. Working Groups have been established to drive each of these goals forward (Appendix 1 Page 16) some development work in relation to these goals has started. For example providing professional learning for SEIC probationers and early phase practitioners was identified as a priority in relation to Goal 1 and all early phase teachers in East Lothian are being offered an opportunity to participate in the full SEIC programme

agreed by all local authority leads from each council area. As well as this plans for Digital pedagogy are well underway as outlined in Appendix 2.

4 POLICY IMPLICATIONS

4.1 There are no policy implications associated with this report.

5 INTEGRATED IMPACT ASSESSMENT

5.1 The subject of this report does not affect the wellbeing of the community or have a significant impact on equality, the environment or economy

6 RESOURCE IMPLICATIONS

6.1 Financial - None

6.2 Personnel - Various officers and Head Teachers of the Council will continue to support the SEIC either as members of the governance groups, working groups and networks.

6.3 Other – None

7 BACKGROUND PAPERS

7.1 Appendix 1 – SEIC Plan April 2021

7.2 Appendix 2 - SEIC/ELC – Digital Developments 2021/22

AUTHOR'S NAME	Lesley Brown
DESIGNATION	Executive Director (Education & Children's Services)
CONTACT INFO	E-mail - lbrown@eastlothian.gov.uk
DATE	8 June 2021



REGIONAL IMPROVEMENT PLAN

APRIL 2021



CONTENTS:

BACKGROUND	
Rationale.....	2
Context.....	3
SEIC Vision and how we work.....	4
PROGRESS AND ACHIEVEMENTS – PHASE 2 PLAN	
Progress – Engagement.....	5
Progress – Performance.....	6
Progress – Inspection Findings.....	7
Progress – The Empowered System.....	8
Progress – Workstreams.....	9
Progress – Networks.....	11
SEIC AGILE PLAN 2020/21 (COVID-19 Response)	
Driver Diagram.....	12
Progress – Agile Plan.....	13
PHASE 3 PLAN – April 2021	
Planning Structures.....	14
Governance Structure.....	15
Planning for the next phase.....	16
The Empowered System (phase 3).....	17
The Empowered system – Peer collaboration.....	18
Strategic Goals.....	19
DELIVERY OF THE PLAN	
How the plan will be delivered.....	20
Networks (phase 3).....	21
Risk Assessment.....	22
Measuring Impact	23
APPENDICES	
Appendix 1 Attainment data informing strategic goals.....	24
Appendix 2 Outcomes for our most disadvantaged children and young people.....	26
Appendix 3 Evaluation Framework.....	27

Foreword:



As Executive Director of Fife Education and Children’s Services and the strategic lead for the South East Improvement Collaborative (SEIC), I am once again pleased to present the SEIC Regional Improvement Plan 2021.

The five local authorities have worked on developing an empowered, self-sustaining education system with collaboration at the heart of improvement. We believe that peer collaboration and empowerment of practitioners at all levels is supporting continuous improvements across our schools and early years settings.

This latest plan contains an overview of the actions, progress and achievements of the work carried out over the last eighteen months, including the Agile Covid-19 Response Plan.

The new plan continues to embrace our vision of Working Together, Empowering All, and Improving Outcomes with the five partner authorities and Education Scotland’s South East Improvement Team.

Carrie Lindsay

Rationale

The rationale behind Regional Improvement Collaboratives continues to be a key element in the future of Scottish Education. Recent publications and research have highlighted the benefits and the need for collaboration to support our system at all levels, to provide the best possible outcomes for our children and young people.

The South East Improvement Collaborative (SEIC) recognises that the accountability for improvement remains with each local authority and that SEIC’s role is to provide added value through collaboration. By working collaboratively at establishment, local authority, regional and with Education Scotland’s South East Improvement Team (SEIT) at a national level, we believe that we can accelerate progress in our priority areas, giving the best chance to achieve excellence and ensure all children have the same opportunities for success through a focus on equity in all that we do.

What does the research say?

[International Council of Education Advisers Report 2018 - 2020](#)

“Regional Improvement Collaboratives have built greater collaboration between local authorities and started to benefit from the role of assigned challenge advisors and Education Scotland’s regional teams. Many professional networks are emerging to enable sharing of successful examples of what works across schools.”

[Regional Improvement Collaboratives \(RICs\): Interim review Feb 2019](#)

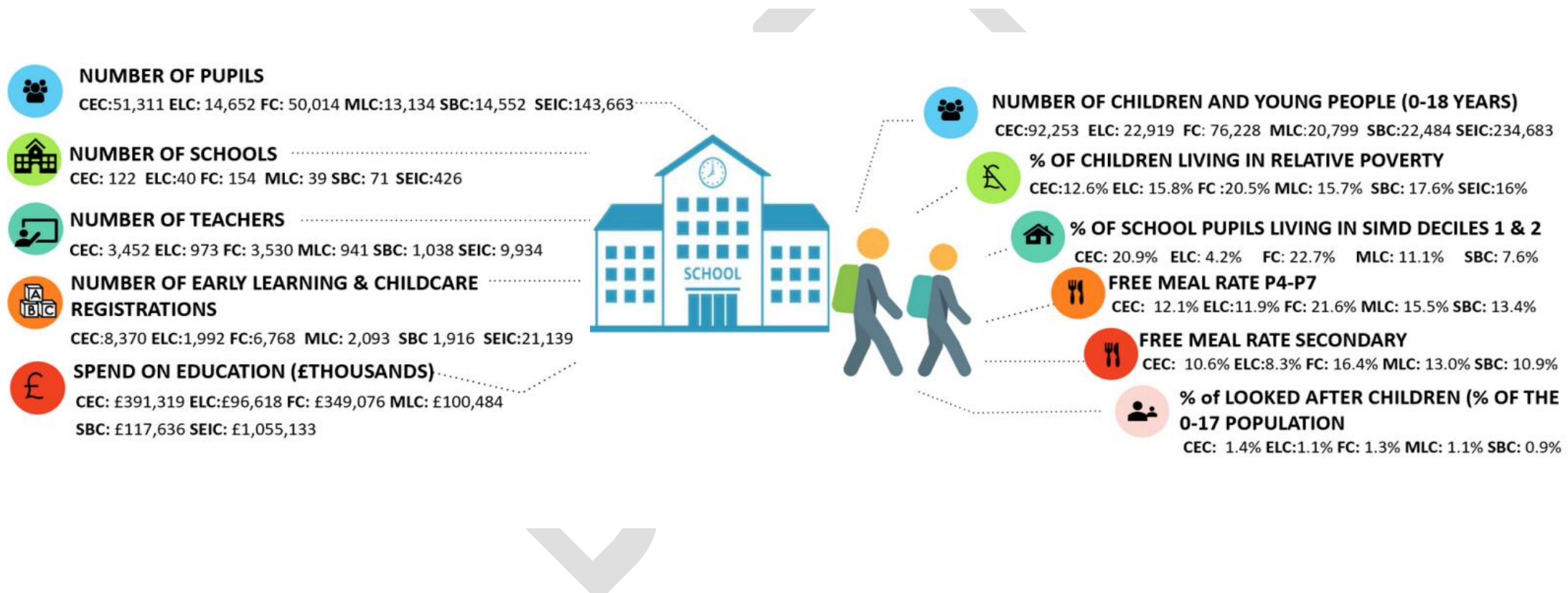
“overall, school staff were very positive about the idea of learning from one another across the region, and welcomed opportunities for networking, building skills and developing their practice.”

[Audit Scotland – Improving Outcomes for Young People Through School Education – March 2021](#)

“Councils should: work with schools, Regional Improvement Collaboratives, other policy teams and partners, for example in the third sector, to reduce variability in outcomes by more consistent application of the drivers of improvement set out in the NIF...”

Context

The infographic below provides an overview of some key statistics regarding geography, demography, social context and service provision for the South East region. In addition to the challenges recognised in the social context data (for example, SIMD and free school meal registrations), the region has significant groups living with hidden social disadvantage. Rural poverty and intersectional disadvantage (multiple factors) are particularly challenging issues.



KEY: CEC – City of Edinburgh Council, ELC – East Lothian Council, FC – Fife Council, MLC – Midlothian Council, SBC – Scottish Borders Council, SEIC – South East Improvement Collaborative

SEIC Vision and the way we work

Working together, empowering all, improving outcomes

The way we structure our regional improvement underpins our vision and values. We work collectively as local authorities sharing, collaborating and supporting responsive planning. Our driver is local improvement through regional collaboration. Through collaboration, the five local authorities work together to implement the SEIC plan and ensure full representation from practitioners at all levels.

The SEIC is part of a wider system of support. Education Scotland’s SEIT play a vital role alongside SEIC, supporting local authorities with their own improvement priorities and working with SEIC to realise the vision.



Progress - Engagement

Since August 2019, engagement and participation has significantly increased. Impact of these activities is not always measurable, but evidence is emerging of improvements throughout the system.



Over 100 practitioner events held.

1,123 practitioners attended our in-service day and over 1,600 resources were shared via the remote Big Share.

Inclusion and Equity programme in partnership with Education Scotland's SEIT, with 360 practitioners attending.

Creative Conversations continue to attract audiences of more than 150 per session.



Over 92% of all schools have been represented at one or more of our events.

As a collaborative we provide opportunities for establishments to engage in high quality professional learning and improvement activities.

Over 90% of primary and special schools across the SEIC region have attended one or more of our events.

100% of secondary schools across the region have attended three or more of our events.



Over 3,000 participants have attended one or more of our SEIC events.

Over 50% of our participants have attended more than one SEIC event.

SEIC have worked and collaborated with a large number of practitioners across the region on a wide range of opportunities and improvement activities.

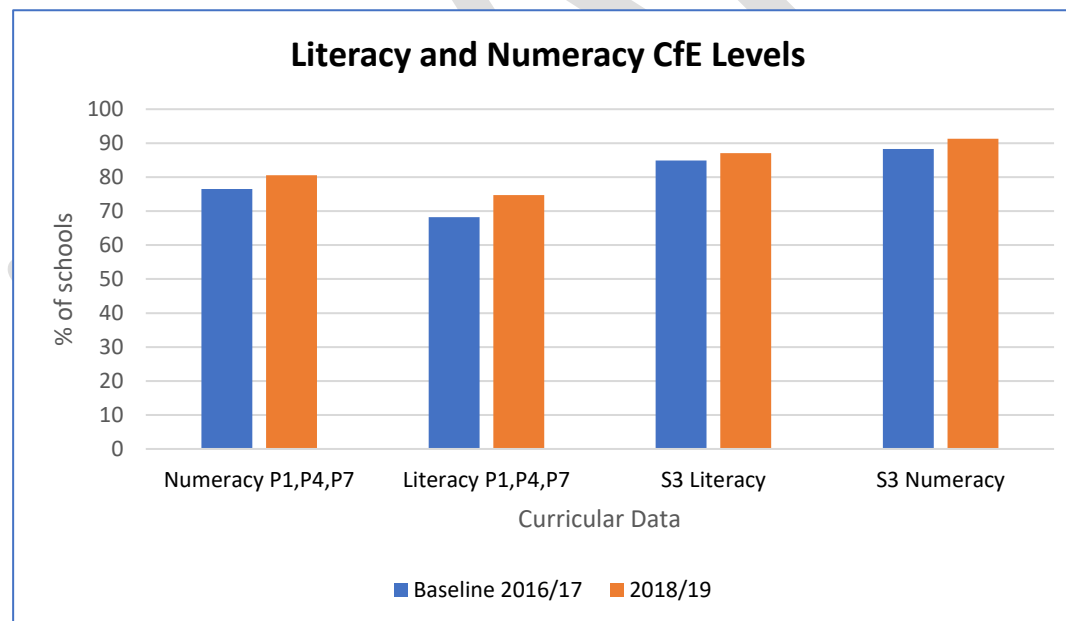
Over 120 young people worked with practitioners to support the creation of the Emotional Wellbeing Charter.

Progress – Performance

The data below represents pupil performance over time across the SEIC. It demonstrates increasing trends related to the SEIC strategic aims to improve attainment and achievement across our schools and early years settings.

Curriculum for Excellence Levels

- **Numeracy:** The number of pupils achieving expected levels or better in numeracy has **increased**. In 2018-19 when compared with 2016-17 there has been an **improvement of 4%** for P1, P4 and P7 combined achieving expected levels or better. Since 2016-17 there has been a **3% increase** in the percentage of S3 pupils achieving third level or better.
- **Literacy:** The number of pupils achieving expected levels or better in literacy has **increased**. In 2018-19 when compared with 2016-17 there has been an **improvement of 6.5%** for P1, P4 and P7 combined achieving expected levels or better. Since 2016-17 there has been a **2% increase** in the percentage of S3 pupils achieving third level or better.



Progress – Inspection Findings

The data below represents performance over time across the SEIC. Overall, it demonstrates increasing trends related to the SEIC strategic aim to improve attainment and achievement and improve quality in our schools and early years settings. adding value across the regional system through the work of SEIC workstreams and networks, and the Empowered System.

Overall there is an increase in the How Good is Our School 4? (HGIOS4) Framework quality improvement indicators.

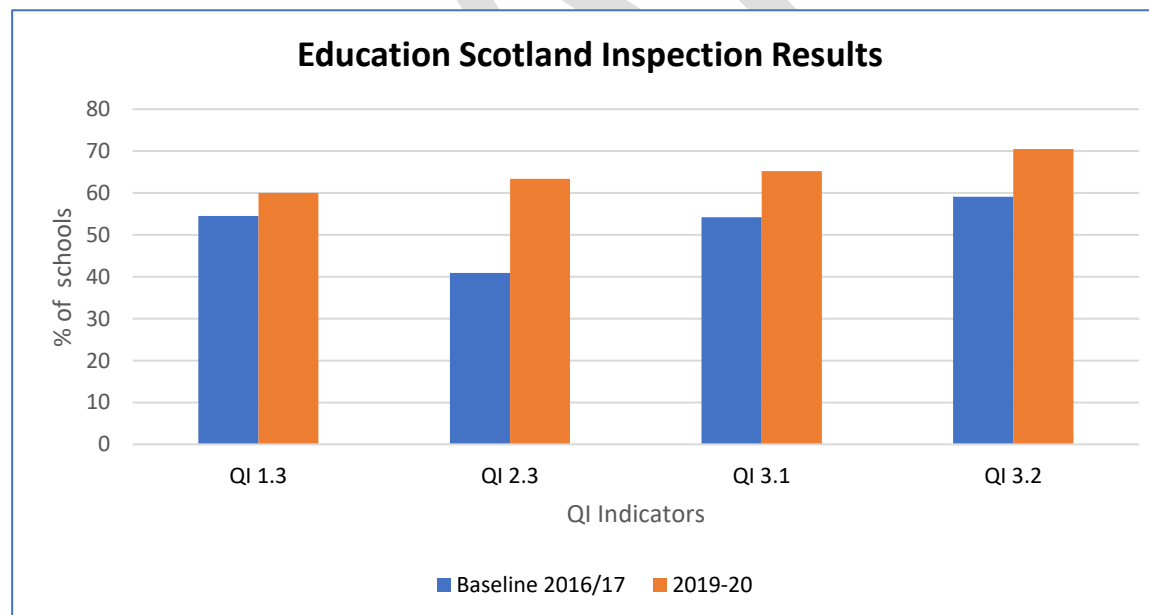
QI 1.3 Leadership of change: **10.2% increase**

QI 2.3 Learning teaching and assessment: **17.2% increase**

QI 3.1 Ensuring wellbeing, equality and inclusion: **11.5% increase**

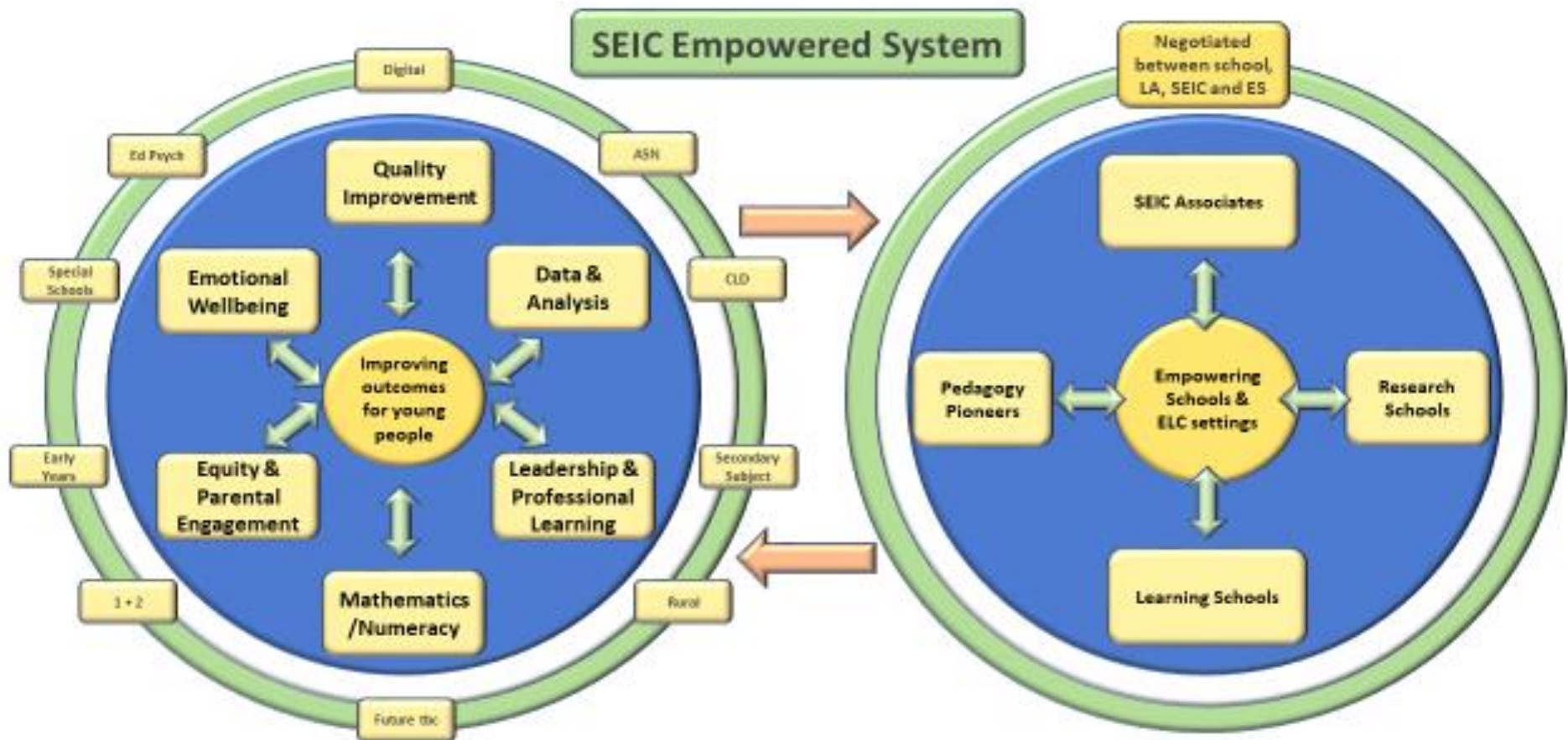
QI 3.2 Raising attainment and achievement: **13.5% increase**

Note: This data relates to all thirty-one schools who were inspected from 2019/20. Seventeen of which were short model inspections.



Progress - Empowered System from Phase 2 plan (2019/20)

The work of SEIC was underpinned by the development of an Empowered System. This model was formed to support the implementation of the initial plan. The delivery of the strategic goals was through the collaboration of practitioners across all our authorities working as workstreams and networks to improve outcomes for children and young people. The four-part model; SEIC Associates, Pedagogy Pioneers, Research Schools and Learning Schools facilitated system improvement through the empowerment. The structures and personnel were established to create the planning, delivery and support towards a culture of collaboration for improvement.



Progress - Workstreams

SEIC workstreams delivered on the strategic goals of the initial plan, with representatives from all authorities supporting each workstream and each local authority leading a priority. There have been many opportunities for collaboration and improving outcomes across the region. Some highlights of the successful work are:

Data & Analysis Workstream

- SEIC INSET Day: the data and analysis workstream delivered a session on the effective use of data. From this session, working groups for tracking and monitoring health and wellbeing outcomes, as well as partnerships with Skills Development Scotland (SDS) and Schools Health and Wellbeing Improvement Research Network (SHINE), were established. Over 100 schools used these sessions to support their wellbeing strategy for children and young people.
- Various collaborative events and training opportunities around data have supported leaders to effectively use and analyse data for improvement.

Emotional Wellbeing Workstream

- Young people have been an integral part of the work of the Emotional Wellbeing workstream which was designed to empower young people to lead strategic improvement and have authentic ownership.
- Young People worked in partnership with practitioners and Young Scot to co-design a Mental and Emotional Health and Wellbeing Award. When launched, the award aims to encourage schools and young people to address the stigma attached to mental health and wellbeing and create sustainable change.

Equity Workstream

- Parental Engagement networks have been established across SEIC and parental engagement sessions were delivered to probationer teachers across SEIC. All delegates reported that this session increased their knowledge and skills to support their practice.
- Parental Engagement and Child Poverty sketch notes have been created and shared with establishments across SEIC. Local authorities use these to support core training material and have reported increased parental engagement, supporting the learning and wellbeing of children and young people.

Leadership and Professional Learning Workstream

- Working in partnership with SDS, a two-part session for Recently Qualified Teachers (RQTs) was delivered around the Career Education Standard. All RQTs reported an improvement in their knowledge and understanding of the Standard and its application across the curriculum.
- Research Schools: a total of 10 phase 1 and 2 research schools are now operational. Enquiry posters and improvement methodology journeys show a change in teachers' planning and learning, teaching and assessment. Comparison of the pre- and post-intervention research skills audit shows teachers reporting a higher level of confidence and skill in using a variety of research processes to improve outcomes for learners.

Maths & Numeracy Workstream

- Delivered a cross-authority moderation learning, teaching and assessment session for Early to Fourth level practitioners based on the moderation cycle. Practitioners reported an increase in confidence in the quality and range of moderation evidence they would use in numeracy and mathematics.
- Maths departments from all SEIC secondary schools engaged in professional learning on pedagogy in numeracy. Numeracy leads within primary schools are engaging in professional learning in partnership with Education Scotland.
- Established a professional learning library for all schools through the purchase of reading material to support continued improvement in the pedagogy of numeracy.

Quality Improvement Workstream

- 'Developing Collaborative Leadership' provided the opportunity for DHTs to work together, share practice and collaborate by looking at improvement planning. Almost all participants reported a significant improvement in their wellbeing and felt motivated and enthusiastic within their establishments and across SEIC to continue collective professionalism.
- The Journey to Health, Wellbeing and Inclusion event saw teams of DHTs and PTs of Pupil Support from secondary schools across the region come together to moderate, share and improve practice around Quality Indicator 3.1 in HGIOS4. Feedback from the event highlighted increased confidence regarding safeguarding and many aspects of wellbeing, inclusion and equity.
- A BGE Transitions event was delivered across the region with primary and secondary colleagues representing each of our local authorities. All attendees completed a pledge to help support evaluations, leading to improved outcomes for children and young people through transitions. Almost all schools felt they made improvements to their transitions following the session.

Progress - Networks

The SEIC Networks provide a valuable contribution to enhance the system through collaboration, sharing practice and facilitating opportunities for professional learning. Networks are empowered to drive improvement that is relevant and responsive to identified needs. Outcomes will support the overall delivery of the SEIC plan and new Networks will continue to evolve. Strong relationships and communication across the SEIC are essential to the success of this. Below are listed some of the successes of current networks:

ASN Network

- Sharing of good practice and policies to inform strategic direction across SEIC.
- SEIC joint planning in response to the *Additional Support for Learning Review (Morgan report-Jan 2019)*.

Community Learning and Development (CLD) Network

- There has been a focus on training relevant staff with the delivery of the new CLD standards.
- The network continues to share areas of good practice.

Early Years Network

- Continues to provide professional learning in many relevant areas for early years practitioners, for example, in outdoor learning and literacy.
- Sharing of good practice and policies to inform strategic direction across SEIC, for example, preparing for 1140 hours provision.

Secondary Subject Network

- 20 SEIC secondary subject network groups that work collaboratively to improve practice, for example, to ensure a consistent approach to assessment and moderation in the Senior Phase.

Special Schools Network

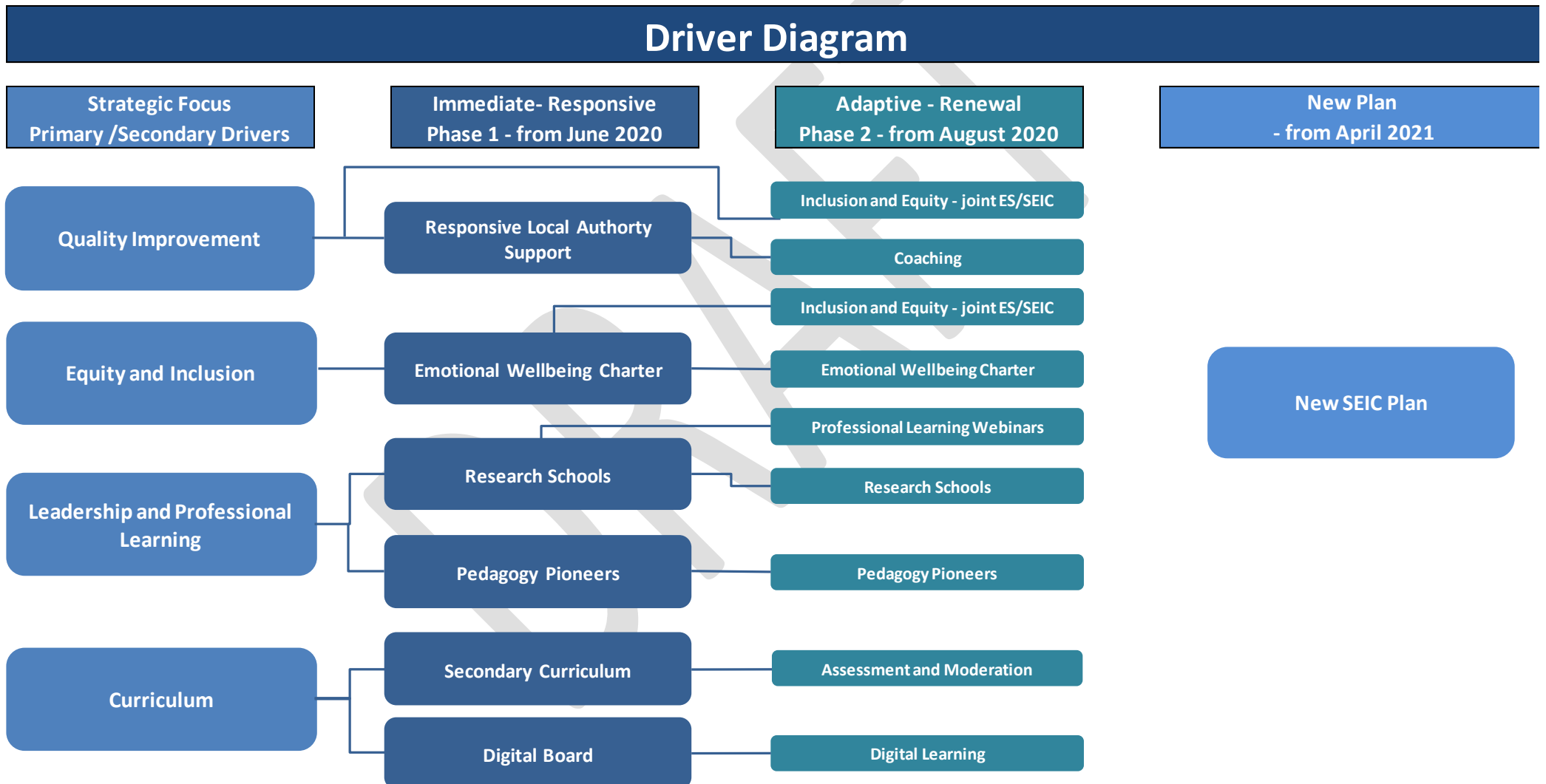
- All head teachers in this network have shared an area of practice that has led to improved outcomes for children and young people.

1+ 2 Languages Network

- Developing and sharing resources across SEIC primary practitioners who facilitate the teaching of languages.
- Working in partnership with the University of Edinburgh to produce professional learning in languages for primary practice.

SEIC Agile Plan 2020/21– (COVID-19 Response)

This driver diagram was developed through consultation and analysis of need across our authorities, to inform a one-year agile plan to respond to COVID-19. The full plan can be viewed on the [SEIC website](#), including feedback from all local authorities and our response to this.



Progress – Agile Plan 2021 (Covid-19 Response)

Some highlights from Agile Plan:

- Blended Learning webinars were hosted as Practitioner Parties
- Secondary network leads engaged in assessment and moderation and devised relevant guidance
- Impact Wales licence offered to all schools to support virtual professional learning
- International engagement in relation to the leadership and management of the return to school
- Digital pedagogy webinars for secondary practitioners
- An Intensive Quality Improvement Programme (IQIP) supported by Education Scotland, for targeted schools to improve attendance and/or engagement
- SEIC website reviewed to provide interactive tools to support practitioners to deliver remote learning
- A series of Inclusion and Equity recorded webinars produced in collaboration with Education Scotland
- Coaching and Safe Place networks set up to support leadership wellbeing.

At a systems level through the Agile Plan:

- Facilitated peer to peer support
- Built capacity through networks
- Developed partnerships for improvement
- Created collaborative capital across our system


Feedback from practitioners:

“It was brilliant. The focus on good pedagogy was very helpful” – Pedagogy for secondary schools

“It was reassuring that we were going in the right direction with our approach to our distance learning.” – Blended Learning

“The support we received was excellent throughout, our remote engagement for many young people significantly improved and all enjoyed taking part” – IQIP

The structure of the planning from September 2018 leading to current plan - April 2021



Governance Structure

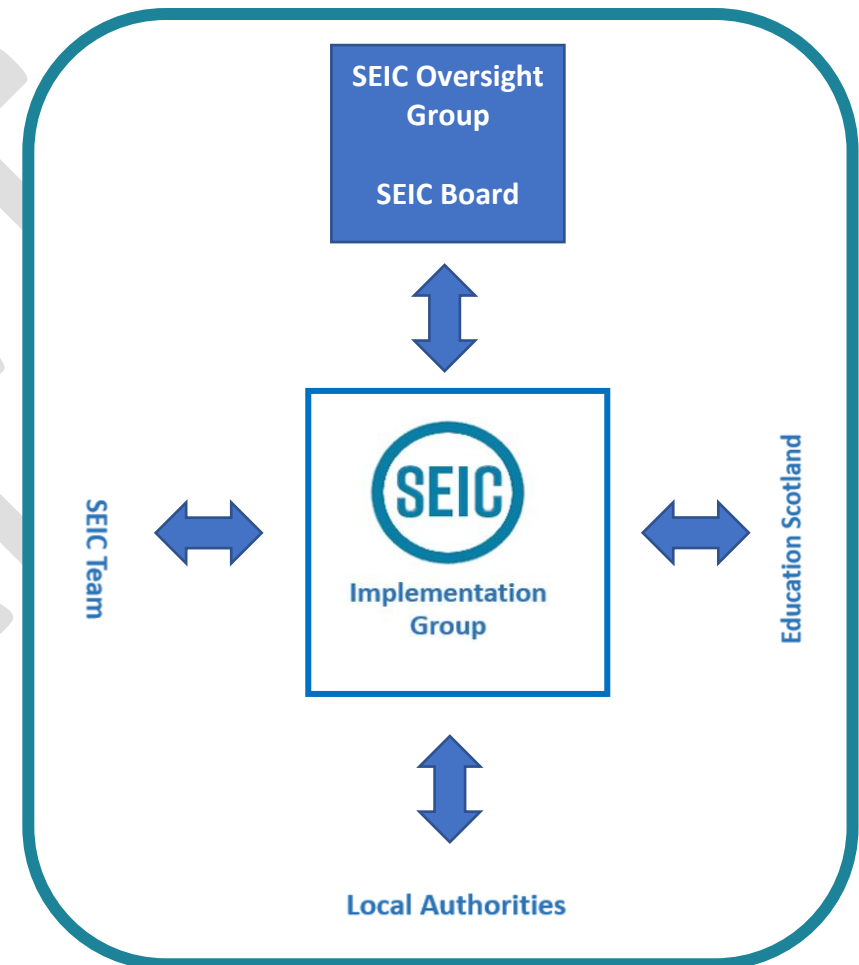
The SEIC Oversight Group is comprised of Education Conveners and portfolio holders, Vice Conveners and Chairs, Chief Executive Officers, and Directors of Education or Chief Education Officers from the five local authorities across the SEIC region. The group oversees the work of SEIC and provides political accountability for the Collaborative’s work.

The SEIC Board is formed of Directors of Education or Chief Education Officers from each of the five SEIC local authorities, a headteacher representative from each SEIC authority, the Senior Regional Advisor from Education Scotland’s SEIT and representatives from Edinburgh University, CLD and Skills Development Scotland. The Board develops the Regional Improvement Plan and oversees its progress and impact.

The newly formed SEIC Implementation Group will drive the agreed work of the SEIC plan alongside the SEIC team within the contexts of local authorities. It will consist of a senior officer from each local authority alongside representatives from the SEIC team and Education Scotland’s SEIT. They will drive the work of the new working groups and harness the support of our collaborative networks to deliver improvement.

Local Authority Forums

Within each authority there is a forum which aims to share the key messages between the SEIC Board and practitioners. Each authority organises this to reflect their own context.



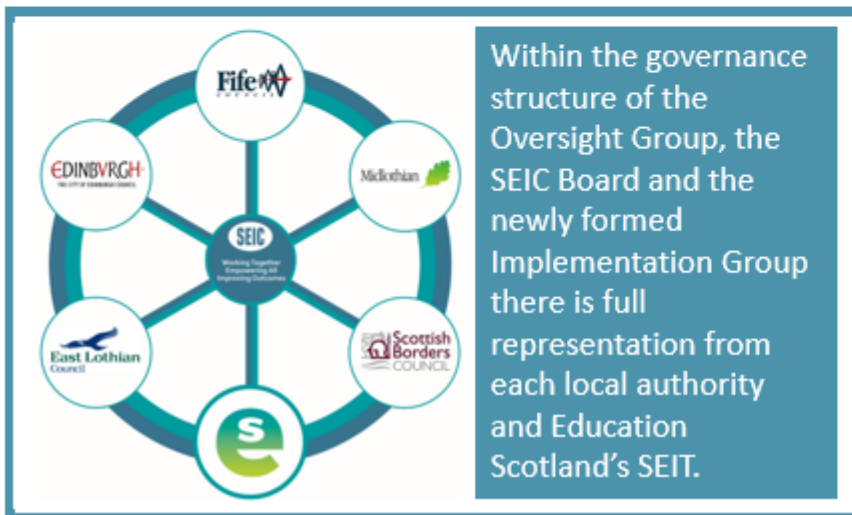
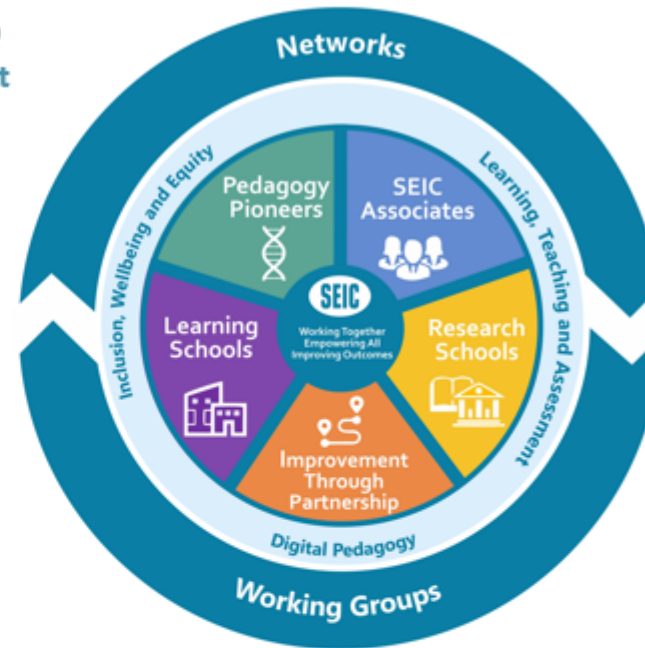
Planning for the next phase

This image shows the future direction for SEIC and the Empowered System. This has been developed through robust evaluations, consultation with all stakeholders and the use and analysis of data, whilst taking account of local authority planning, GIRFEC and the National Improvement Framework (NIF).

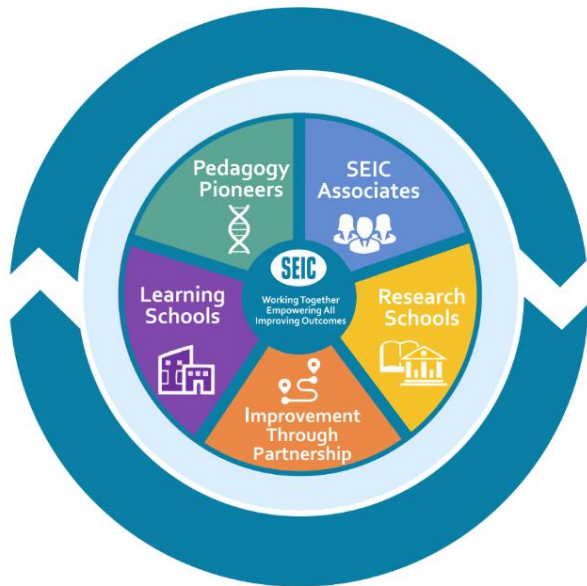
The new SEIC improvement plan aims to support recovery from Covid-19 and to support the development of a fully empowered and more resilient school system.

To do this we will collaboratively aim to achieve 3 strategic goals:

- *To drive high quality learning, teaching & assessment*
- *To support inclusion, wellbeing & equity*
- *To develop the use of digital pedagogy*



The Empowered System (phase3)



The Empowered System is the self-sustaining system which has been developed over the last two years, building the capacity of school communities and educational settings which has enabled more collaborative ways of working. The planned programme of work aims to continue to accelerate improved outcomes for children and young people across all communities.

The Empowered System focuses on the need to build effective opportunities for practitioners at all levels of the system, across the five local authorities. Our collaborative focus is to work together, share practice, to try out new approaches and to engage with educational research as drivers for improvement. This is achieved through Pedagogy Pioneers, SEIC Associates, Research Schools, Improvement through Partnerships and Learning schools.

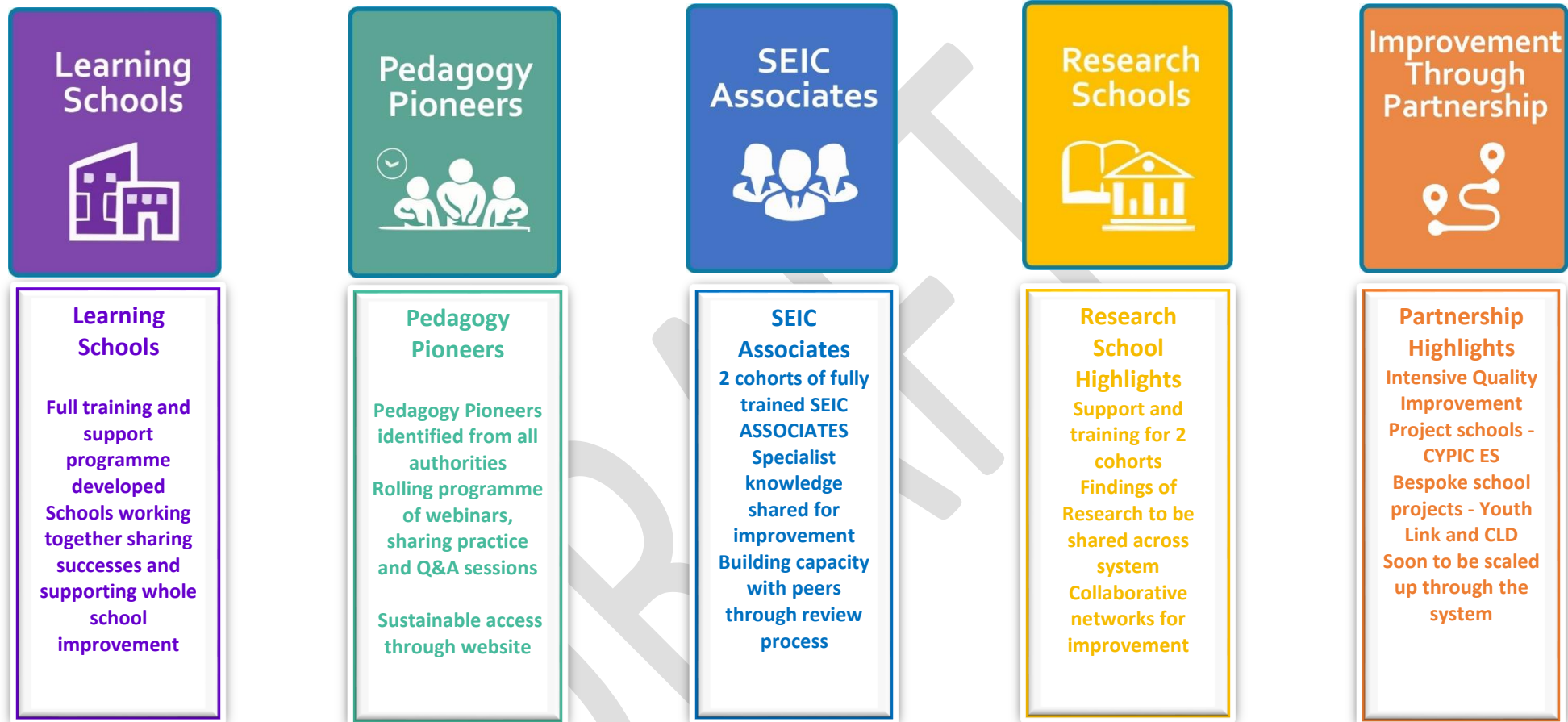
As the vision for the Empowered System is working with peers, it has attracted some outstanding practitioners who embed our shared vision of “**working together, empowering all, improving outcomes**” in their work and who have a passion for excellence, equity and empowerment, building strong and sustainable supports.

The SEIC Empowered System continues to grow and fits with the recommendations from the *International Council of Education Advisers Report 2018-2020* moving towards, as they describe, a Networked Learning System (NLS). NLSs are:

- connected through networks across physical, professional and virtual boundaries and;
- driven by design-based research and collaborative inquiry to innovate, test and refine practice and build leadership capacity through practice-based professional learning.

NLSs adapt and improve continuously in conditions where everyone’s expertise and learning are valued and drives improvement. This is reflected in the rationale behind the SEIC Empowered System.

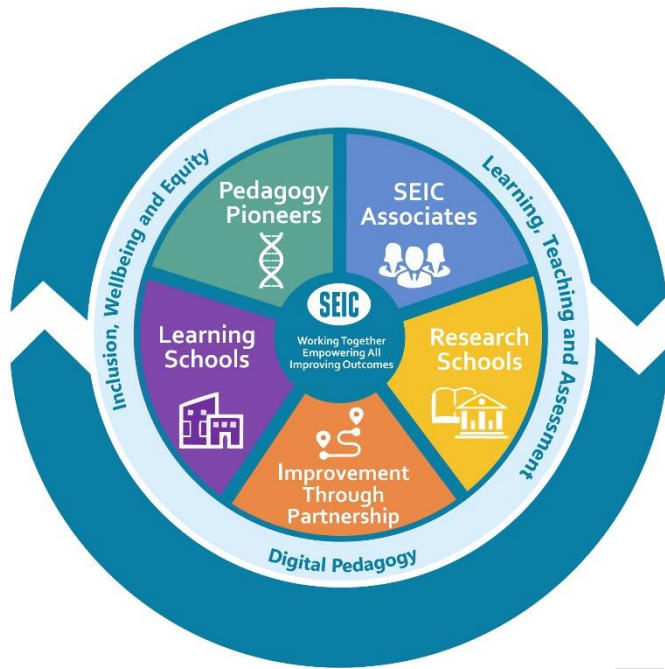
The Empowered System – Peer Collaboration



The Empowered System - Strategic Goals

Strategic goals have been developed through robust evaluations, consultation with all stakeholders, and the use and analysis of data, whilst taking account of local authority planning, GIRFEC and the National Improvement Framework:

- *To drive high quality learning, teaching and assessment*
- *To support wellbeing, inclusion and equity*
- *To develop the use of digital pedagogy*



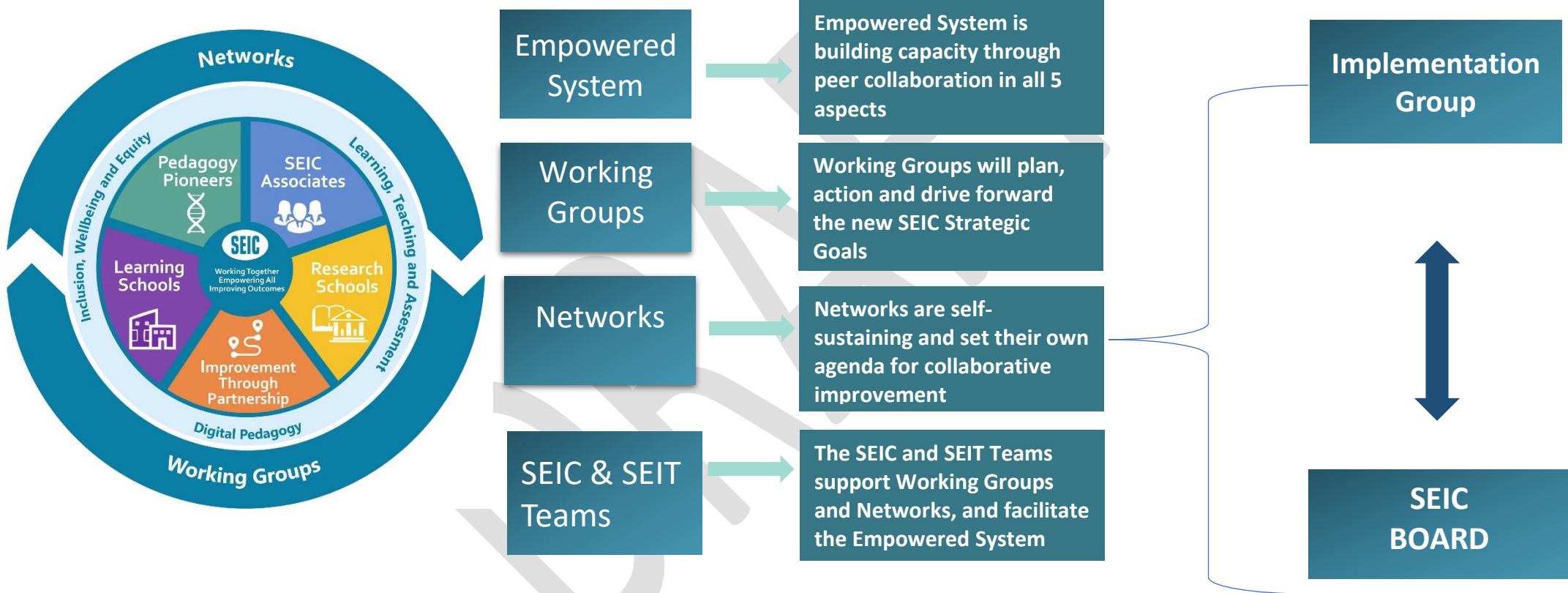
The newly established Implementation group will work collaboratively to develop actions to deliver on the strategic goals. This will ensure that at a strategic level there will be increased opportunity to collaborate, share practice and add value and increase ownership of system improvement.

The delivery of the high-level strategic goals is in the detailed improvement action plan

Strategic goals will be driven by short life cross authority working groups supported by the SEIC team and Education Scotland’s SEIT, under the strategic direction of the Implementation Group. Working groups will develop these strategic goals into action plans, to ensure the collaborative adds value to each local authority improvement plan.

All work undertaken by SEIC will consider how best to improve outcomes for those facing multiple forms of disadvantage see Appendix 2, further details are available in the [SEIC Equity and Inclusion audit](#).

The evaluative data has informed evolving structures through which the SEIC plan will be delivered. The governance arrangements for SEIC Improvement Plan have been re-designed where the Implementation Group will oversee all operations to further support local democratic accountability whilst at the same time bringing together the key representatives involved in decision making across SEIC.



Networks – (phase 3)

The SEIC Networks provide a valuable contribution to enhancing the system through collaboration, sharing practice and facilitating opportunities for professional learning.

Networks are empowered to drive improvement that is relevant and responsive to identified needs.

Outcomes will support the overall delivery of the SEIC plan with a focus on the three strategic goals. New networks will continue to evolve.

Strong relationships and communication across the SEIC are essential to the success of this. Some of the existing and emerging networks:



Risk Assessment

Risk Register for South East Improvement Collaborative

The South East Improvement Collaborative is developing its functions and will continue to work collaboratively when looking at risk. Being aware of the key challenges allows a focus on mitigation and therefore manages effectively any risks posed.

Key Risks	Mitigating Actions
<ul style="list-style-type: none"> • Differing political views and understanding of SEIC at local level 	<ul style="list-style-type: none"> • Ensure effective communication • Input locally and regionally for elected members • Local Authority Forums
<ul style="list-style-type: none"> • Sharing data sets 	<ul style="list-style-type: none"> • Data sharing agreement • Use of data already publicly available
<ul style="list-style-type: none"> • Seconded Staff Team 	<ul style="list-style-type: none"> • Clear communication about contract length • Time for quality transition • Staggered contracts to ensure some continuity
<ul style="list-style-type: none"> • CfE Data 	<ul style="list-style-type: none"> • Moderation exercises to have confidence in CfE declarations
<ul style="list-style-type: none"> • Capacity of workforce across SEIC to deliver actions in SEIC Plan 	<ul style="list-style-type: none"> • Agree equitable resource allocation relative to scale of local authority • Ensure clarity of roles and responsibilities • Effective use of SEIC budget
<ul style="list-style-type: none"> • Trade Union agreements – LNCT/SNCT and working time agreements 	<ul style="list-style-type: none"> • Develop an agreed way of working across SEIC through the professional associations group
<ul style="list-style-type: none"> • Further legislative changes in future 	<ul style="list-style-type: none"> • Flexibility in SEIC plan to allow for any required changes • Clarity on communication regarding changes required
<ul style="list-style-type: none"> • Accountability at local authority and SEIC levels 	<ul style="list-style-type: none"> • Clear governance structures agreed for SEIC • Clear reporting mechanisms in place at a local level

Measuring our Impact

As a collaborative we evaluate our performance through the use of data. We are rigorous when measuring and evaluating progress against the plan, including using scorecards (see *appendix 2*) and the SEIC Evaluation Framework (see *appendix 3*). A more robust process of evaluation will be undertaken as part of the implementation of the plan. All contributors to the plan will report on progress and impact on a regular basis to ensure responsiveness to evaluation outcomes.

Progress will be captured using both qualitative data sources from all stakeholders and quantitative data as outlined below:



Developing High Quality Learning, Teaching and Assessment

Outcome Measures:

- NIF declarations - HGIOS4 Quality Indicator 2.3(Learning Teaching and Assessment).
- Education Scotland Inspection Findings – HGIOS4 Quality Indicator 3.2 (Raising Attainment and Achievement)
- Curriculum for Excellence Levels



Supporting Inclusion Wellbeing and Equity

Outcome Measures:

- NIF declarations - HGIOS4 Quality Indicator 3.1(Ensuring Wellbeing, Equality).
- Education Scotland Inspection Findings – HGIOS4 Quality Indicator 3.1 (Ensuring Wellbeing, Equality)
- Attendance Rates
- Exclusion Rates



Developing the use of Digital Pedagogy

Outcome Measures:

- Engagement and usage data from West OS, NELO and e-Sgoil
- NIF declarations and Inspection findings - HGIOS4 Quality Indicator 2.3(Learning Teaching and Assessment).
- Digital Strategy evaluations

Appendices

Appendix 1 – Attainment and Data informing Strategic Goal

Indicators	2016-17 Baselines	2017-18 Value	2018-19 Value	2019-20 Value	3-year-average	2024-25 Stretch aims targets
% of establishments evaluated as good or better for 2.3 learning teaching and assessment	44.4	57.1	61.1	54.1	54.2	75.0
% of establishments evaluated as good or better for 3.2 raising attainment & achievement	50.0	53.8	60.5	62.2	54.8	75.0
% of primary pupils (P1, P4 and P7 combined) achieving expected levels or better in literacy (based on reading, writing and talking and listening)	68.2	74.1	74.7	*	72.3	87.5**
% of primary pupils (P1, P4 and P7 combined) achieving expected levels or better in numeracy	76.5	79.9	80.6	*	79.0	87.5**
% of S3 pupils achieving third level or better in literacy (based on reading, writing and talking and listening)	84.9	85.3	87.1	*	85.8	93.5**
% of S3 pupils achieving third level or better in numeracy	88.3	88.7	91.3	*	89.4	93.5**

*Availability of data has been affected by COVID-19. ** Scottish Government NIF Stretch aims. *** SIMD does not apply.

Developing the use of Digital Pedagogy

Indicators	2016-17 Baselines	2017-18 Value	2018-19 Value	2019-20 Value	3-year-average	2024-25 Stretch aims targets
% of establishments evaluated as good or better for 2.3 learning teaching and assessment	44.4	57.1	61.1	54.1	54.2	75.0
% of establishments evaluated as good or better for 3.2 raising attainment & achievement	50.0	53.8	60.5	62.2	54.8	75.0
% of primary pupils (P1, P4 and P7 combined) achieving expected levels or better in literacy (based on reading, writing and talking and listening)	68.2	74.1	74.7	*	72.3	87.5**
% of primary pupils (P1, P4 and P7 combined) achieving expected levels or better in numeracy	76.5	79.9	80.6	*	79.0	87.5**
% of S3 pupils achieving third level or better in literacy (based on reading, writing and talking and listening)	84.9	85.3	87.1	*	85.8	93.5**
% of S3 pupils achieving third level or better in numeracy	88.3	88.7	91.3	*	89.4	93.5**

*Availability of data has been affected by COVID-19. ** Scottish Government NIF Stretch aims. *** SIMD does not apply.

Supporting Inclusion, Wellbeing and Equity

Indicators	2016-17 Baselines	2017-18 Value	2018-19 Value	2019-20 Value	3-year- average (2016-18)	2024-25 Stretch aims target SIMD 1	2024-25 Stretch aims target SIMD 5
% of establishments evaluated as good or better for 3.1 ensuring wellbeing, equality & inclusion	66.7	70.0	50.0	66.7	62.2	75.0***	
% of primary pupils (P1, P4 and P7 combined) achieving expected levels or better in literacy (based on reading, writing and talking and listening)	68.2	74.1	74.7	*	72.3	85.0**	90.0**
% of primary pupils (P1, P4 and P7 combined) achieving expected levels or better in numeracy	76.5	79.9	80.6	*	79.0	85.0**	90.0**
% of S3 pupils achieving third level or better in literacy (based on reading, writing and talking and listening)	84.9	85.3	87.1	*	85.8	91.0**	96.0**
% of S3 pupils achieving third level or better in numeracy	88.3	88.7	91.3	*	89.4	91.0**	96.0**
Primary Attendance Rates	94.9	N/A	95.0	*	95.0	95.0	95.0
Secondary Attendance Rates	91.9	N/A	89.4	*	90.7	93.0	93.0
Primary Exclusion Rates (Rate per 1000 pupils)	5.7	N/A	5.7	*	5.7	4.0	4.0
Secondary Exclusion Rates (Rate per 1000 pupils)	28.0	N/A	26.9	*	27.5	15.0	15.0

*Availability of data has been affected by COVID-19. ** Scottish Government NIF Stretch aims. *** SIMD does not apply.

Additional Measures

SQA Attainment: As a result of the COVID-19 pandemic, examinations were cancelled for all pupils in 2019/20 and 2020/21. This has therefore meant that the process of awarding exam grades to pupils had to be altered. It is therefore difficult to get a reliable baseline of SQA attainment at present, despite this, SQA Attainment data will still continue to be a core evaluative measure going forward.

School Leaver Destinations: We will continue to evaluate and monitor post school destinations for our young people across the region.

Appendix 2 - Outcomes for the most vulnerable and disadvantaged children and young people

It is well known that a range of factors lead to children and young people having poorer outcomes than their peers. These include living in a socially deprived area (SIMD Q1), living in a household with limited income and being registered for free school meals (FSM), having additional needs for support with learning (ASN) or being a looked after child (LAC).

The outcomes from these different groups are monitored and reported, and also inform the allocation of resources for national policy (e.g. Pupil Equity Fund). However, there is usually a focus on each of these groups separately.

Analysis of the data shows two key features which this approach ignores:

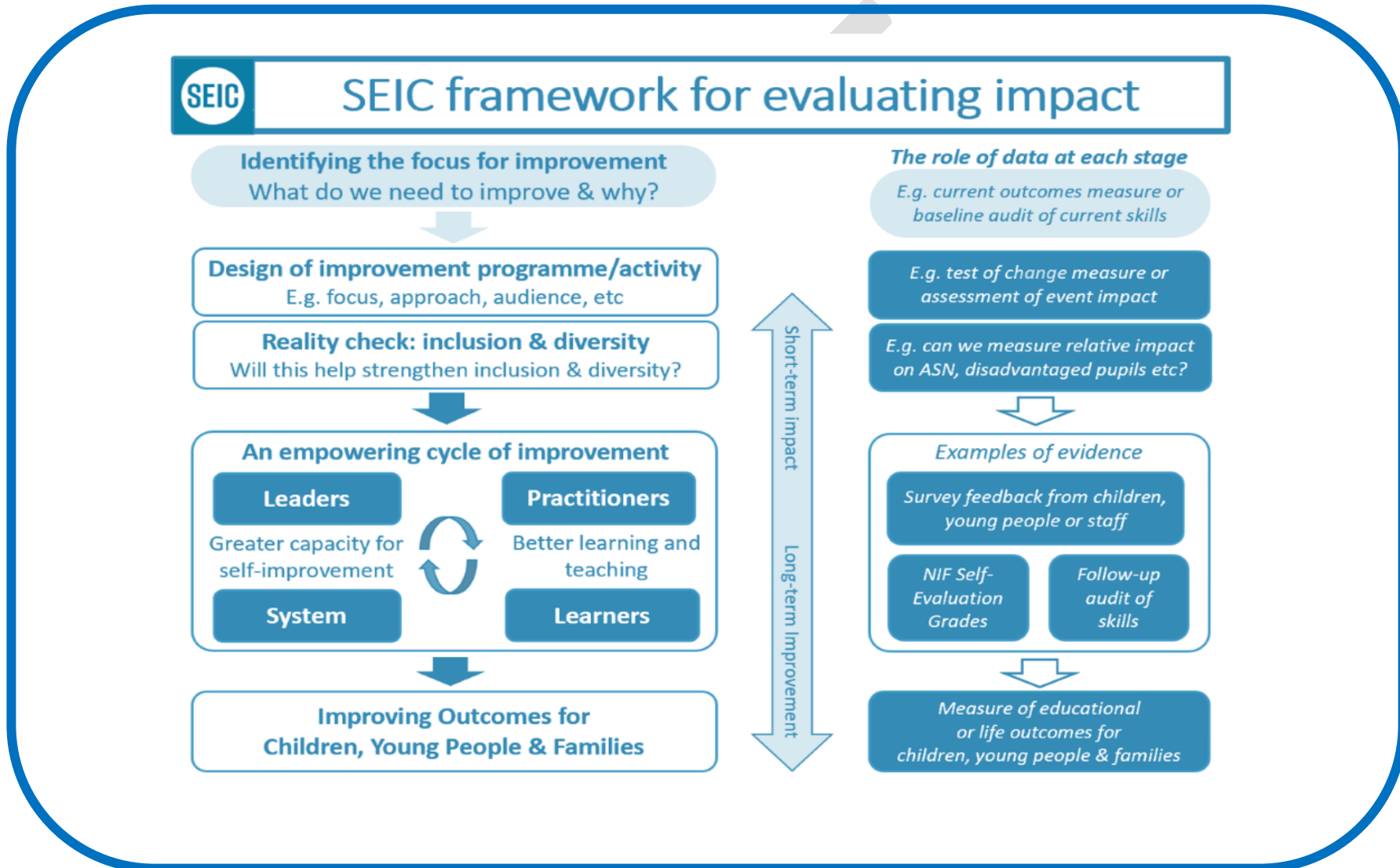
- There is a significant overlap between these different forms of disadvantage. Often children and young people may be included within more than one of these groups.
- The outcomes of children and young people who face multiple forms of disadvantage often face significantly poorer outcomes. This is apparent in the table on the right which summarises the proportion of young people leaving school who enter a positive destination.

SEIC recognises the challenge facing children and young people who face multiple forms of disadvantage. All work undertaken by SEIC will consider how best to improve outcomes for those facing multiple forms of disadvantage. SEIC will also further develop its data to improve the monitoring of outcomes for these groups.

Positive Destinations for SEIC			
	Positive	Negative	Risk
All Leavers	92.7 %	7.3 %	1.0
Ethnic (Minority Ethnic)	95.0 %	5.1 %	0.7
Ethnicity (Minority Ethnic & ASN)	94.5 %	5.5 %	0.8
Female	94.3 %	5.7 %	0.8
Male	91.2 %	8.8 %	1.2
ASN	89.8 %	10.2 %	1.4
SIMD Q1	88.2 %	11.8 %	1.6
FSM	85.5 %	14.5 %	2.0
LAC	84.6 %	15.4 %	2.1
FSM & ASN	84.3 %	15.7 %	2.2
FSM & LAC	76.6 %	23.4 %	3.2

Table showing: the proportion of young people entering positive destinations from school; the proportion of young people not entering a positive destination; and the relative risk for a range of groups of not entering a positive destination

Appendix 3: Evaluation Framework






SEIC/ELC Digital Developments 2021/22



As part of the National e-Learning Offer SEIC have supported East Lothian in acquiring access to West Online School. This has included, supporting with policies, staff training and support, as well as regular updates on new materials to the platform. The next step is to further support schools with the acquisition of Glow accounts for pupils to build on the usage of this resource.



NeLO

A Digital Strategy is currently being drafted taking account of the needs in East Lothian and the Regional Digital Strategy. This document includes; digital skills progression and a framework from Early Years to Senior Phase.



Digital Strategy

To improve communication with practitioners an active education twitter page, shared learning spaces and a new SEIC website have been developed. The new ELC site currently in development, will be supported by this.



Improving Information

SEIC Contributions



Online Training

High quality online training has been provided across the SEIC, focusing on the digital skills required for remote learning and transition to blended learning. Post lockdown the training provided has looked to develop the skills of staff around Google Workspace to enable a sustainable model of professional learning across the LA.

Digital technology across East Lothian has built in features that enable many learners with ASN to access the curriculum more independently. Adequate training and guidance is provided to enable schools to make the most of the devices and their features.



Accessibility using Digital Technology



Updating policy and guidance documents

In line with remote learning, updating some of the documentation around expectations for staff and students when learning online was required. These have been completed and shared with all schools through the remote learning guidance.

REPORT TO: Education Committee

MEETING DATE: 8 June 2021

BY: Executive Director for Education and Children's Services

SUBJECT: Learning Estate Review – Update June 2021

7

1 PURPOSE

- 1.1 To provide an update to Education Committee on the progress with the Learning Estate Review pre-consultation and the plans for the next stage of the community consultation.

2 RECOMMENDATIONS

The Committee is asked to:

- i. Note the completion of phase 1 of the Learning Estate Review pre-consultation
- ii. Note the impact of the pandemic on the timeline and plans for community-based engagement workshops.

3 BACKGROUND

- 3.1 As part of the Scottish Government's Learning Estate Strategy, all local authorities are required to review their learning estate in order to develop a Learning Estate Investment Plan (LEIP).
- 3.2 The LEIP will outline how the Council intends to realise its ambitions to develop a modern, safe, sustainable learning estate that enhances and supports communities, whilst improving the lives of families in an equitable manner. In so doing, it will demonstrate the role that the learning estate will play in achieving the Council's vision for East Lothian to be even more prosperous, safe and sustainable; with a dynamic and thriving economy that enables our people and communities to flourish. A LEIP is a requirement of Scottish Government and access to any future funding is dependent on a

comprehensive learning estate review having been carried out and a LEIP created.

- 3.3 At a meeting of [East Lothian Council on 27 August 2019](#), Council granted the Education Service permission to undertake a full public pre-consultation exercise, to gather stakeholder views on the condition and suitability of the Council's existing learning estate. The views gathered during the Learning Estate Review pre-consultation will be used to develop the LEIP, which would in turn will inform the Council's Capital Investment Plan. This recognises the unique insight that our communities have and the importance of capturing their opinions, in order to meet community needs and enhance lifelong learning.
- 3.4 A Learning Estate Core Project Group was brought together comprising officials from Education, Legal Services, Communications, Projects, Engineering Services, Building Services, Planning and Development to undertake the planning required for delivery of a pre-consultation.
- 3.5 An update on progress was presented at a meeting of [East Lothian Council on 15 December 2020](#). As outlined at that meeting, the pre-consultation would occur in two phases, as follows:
- Phase 1** - feedback to be sought via an online questionnaire, which would be widely publicised and promoted. The online questionnaire to be hosted through the online consultation hub, offering participants an easy and secure way to engage.
- Phase 2** would follow in May 2021, with a series of online community workshops being organised by school catchment area. This would offer members of the public the opportunity to attend and learn more about the review and our school buildings. Sessions to be arranged to provide stakeholders with an opportunity to ask questions and offer feedback. This was a change to the original plan, which was to offer face-to-face sessions. This decision was taken in response to COVID-19 restrictions on public events.
- 3.6 Phase 1 was completed between 22 February and the 15 March 2021. As planned, relevant information was shared with schools, through social media, with press and with key stakeholders and partners. 380 responses were gathered from across the county. Work is now underway to analyse these responses and to identify key themes and trends. A full report to Council will be presented later in 2021. This will include the data, together with outcomes from the phase 2 community workshops.
- 3.7 Extensive background work has been undertaken to prepare for phase 2. This includes considerable work on the development of a web-based platform to include information outlining East Lothian Council's vision for the learning estate, the purpose of the Learning Estate Review and relevant information on the condition, suitability and sufficiency of the existing learning estate. This suite of information is being collated at school, catchment and county levels. A 'take five' pupil consultation exercise is also being developed to be

- undertaken within primary and secondary schools and to ensure that the views of learners are captured.
- 3.8 The core facts for the learning estate (condition and suitability) are submitted to Scottish Government, as a statutory return and provide a snapshot of the current condition of our estate.
 - 3.9 Whilst significant background work has been done to prepare this information, the impact of the Council's pandemic response and the need to prioritise the critical health and safety requirements in each school building as they have reopened from the second lockdown, has meant that further work is needed to ensure that the full suite of information is available to inform meaningful community engagement. The project group is also mindful that this term is particularly challenging for school teams with transitions across primary and secondary stages, and the preparations for the Alternative Certification Models for SQA Qualifications occupying significant resource in secondary schools.
 - 3.10 Early scoping exercises have also been undertaken to determine the most suitable format and content for a series of online events. These events were to be specifically designed to meet the needs of communities and to allow for interaction with the core information. The Council's objectives for the process, as detailed in the East Lothian Council report of 27 August 2019 were "[to] engage constructively and directly with learners and communities... to achieve a full, fair and rigorous consultation". Online events are less likely to provide this type of consultation and therefore, given that the majority of Scotland has moved into level 2 of the Scottish Government Strategic Framework, it is hoped that it may be possible to arrange some of the events in a face to face format, if Scottish Government guidance and mitigations allow.
 - 3.11 Taking all of this in to consideration, phase 2 will now take place at the start of the new academic session 2021/22. This alteration to the plan ensures that East Lothian Council is in line with best practice and learning taken from other local authorities who have already been through this process.
 - 3.12 The preparatory work that has already been undertaken regarding the development of online and offline materials will still be used to inform phase 2 and will form the foundations of these events. A programme of intensive communication and promotion will be planned, in advance of the launch, with the aim of encouraging increased levels of engagement.
 - 3.13 In the event that further national COVID-19 restrictions are in place at the start of the new session, Council officers are committed to progressing with phase 2 at that time, in order to protect the relevance of the phase 1 consultation and to ensure that the development of the LEIP is progressed.
 - 3.14 Following completion of phase 2, all feedback from both phases of the pre-consultation will be gathered, analysed and presented to a future meeting of East Lothian Council.

4 POLICY IMPLICATIONS

4.1 None

5 INTEGRATED IMPACT ASSESSMENT

5.1 The subject of this report does not affect the wellbeing of the community or have a significant impact on equality, the environment or economy

6 RESOURCE IMPLICATIONS

6.1 Financial - none

6.2 Personnel - none

6.3 Other - none

7 BACKGROUND PAPERS

7.1 None

AUTHOR'S NAME	Neil Craik-Collins
DESIGNATION	Education Service Manager (Curriculum, Employability and Estate Development)
CONTACT INFO	ncraikcollins@eastlothian.gov.uk
DATE	17 May 2021

REPORT TO: Education Committee

MEETING DATE: 8 June 2021

BY: Executive Director for Education & Children's Services

8

SUBJECT: Head Teacher Appointments

1 PURPOSE

- 1.1 To inform the Committee of the Head Teacher appointments made by the Appointments Sub-Committee.

2 RECOMMENDATIONS

- 2.1 The Committee is asked to note the following Head Teacher appointments.

3 BACKGROUND

- 3.1 The following Head Teacher appointments are intimated: -

School	Appointee	Commencement Date	Previous Post and School
Stoneyhill Primary School	Kate Whiteley	1 February 2021	Virtual Head Teacher (for Care Experienced Children and Young People), Fife Council. Substantive post Head Teacher of Aberdour Primary School. Fife Council
Musselburgh Grammar School	Jodie Hannan	16 August 2021	Head Teacher, Drummond Community High School, Edinburgh
North Berwick High School	Michelle Moore	16 August 2021	Quality Improvement Officer City of Edinburgh Council
Preston Tower Primary School	Tim Wallace	16 August 2021	Head Teacher, Harrismuir Learning Community, West Lothian
West Barns Primary School	Christine Rednall	16 August 2021	Education Support Officer (Leadership and Professional Learning) South East Improvement Collaborative (previously Depute Head Teacher, Mayfield Primary School)

4 POLICY IMPLICATIONS

4.1 None

5 INTEGRATED IMPACT ASSESSMENT

5.1 The subject of this report does not affect the wellbeing of the community or have a significant impact on equality, the environment or economy.

6 RESOURCE IMPLICATIONS

6.1 Financial – None

6.2 Personnel – None

6.3 Other - None

7 BACKGROUND PAPERS

7.1 None

AUTHOR'S NAME	Richard Parker
DESIGNATION	Education Service Manager
CONTACT INFO	Tel:- 01620 827494 Email:- rparker@eastlothian.gov.uk
DATE	3 May 2021