

**REPORT TO:** Cabinet

**MEETING DATE:** 25 May 2021

**BY:** Executive Director for Place

**SUBJECT:** Road Traffic Regulation Act 1984 (as amended) Section 32 and 35 – East Lothian Council (off-street coastal parking places) (One Way) Consolidation Order 2017 – TO286/16 – Increase of Coastal Car Park Tariffs

---

## **1 PURPOSE**

- 1.1 To seek Cabinet approval of a policy methodology to update coastal car park tariffs that is distinct from the Council's charging policy and to note the uplift that will be applied this year.

## **2 RECOMMENDATIONS**

- 2.1 To approve a 3-yearly review of indexation levels and to apply an appropriate inflationary component to charges at coastal car parks through the introduction of an appropriate Order.

## **3 BACKGROUND**

- 3.1 The Council has made the above Order under S32 and S35 of Road Traffic Regulation Act 1984 as amended. This Order was approved at the meeting of East Lothian Council on 18 December 2012 – Introduction of Parking Charges at Coastal Car Parks.
- 3.2 The effect of the update of this Order, which will come into operation on 16 August 2021 will be to apply an inflationary component to charges at coastal car parks through the introduction of new Pay and Display Waiting Restrictions: B1348 - Longniddry Bents No.1; B1348 - Longniddry Bents No.2; B1348 - Longniddry Bents No.3; Gullane Bents; Yellowcraigs; John Muir Country Park – Tynninghame Links; John Muir Country Park – Linkfield; Shore Road, Belhaven; White Sands; Barns Ness, Monday to Sunday, for the use the car parks during the designated hours. Charges already apply to these car parks on a daily basis.

- 3.3 Remaining consistent with East Lothian Council's Charging Policy and terms and limitation of the Order, tariff increases have been assessed against a Retail Price Index (RPI) uplift. This has been backdated to the date of approval of the order and calculated on a compound basis each year to the current year. Applying this indexation methodology and rounding to a sensible cash value derives a charge of £2.50
- 3.4 The full set of new charges at each car park for vehicles permitted to use the car parks are shown in Appendix A. Parking bays designated for use by disabled badge holders, and for any other competent reason described in the Order are exempt from the charges.
- 3.5 Full details may be examined at John Muir House, Haddington, Mon - Fri 09:00-16:00 from 1 June until 1 July 21. Anyone wishing to discuss the proposals should contact the Roads Service Manager in writing at John Muir House, Haddington, EH41 3HA or by email – [parking@eastlothian.gov.uk](mailto:parking@eastlothian.gov.uk). Details are also available at [www.tellmesotland.gov.uk](http://www.tellmesotland.gov.uk).
- 3.6 Any person who wishes to question the validity of the Order on the grounds that it is not within the powers of the Act or that any of the relevant requirements arising from the Act are not being complied with in relation to the Order may, within 6 weeks of 1 July 2021 apply to the Court of Session for this purpose. The Statement of Reason is provided on Appendix B.
- 3.7 This amendment to the Order is in accordance with Road Traffic Regulation Act Section 35, and that East Lothian Council hereby gives notice in exercise of their powers under 35 of the Act amend Schedule 2 – Charging Tariffs herein contained in Appendix A.
- 3.8 Responsibility for setting the charge lies with the Head of Infrastructure. The setting of these charges follows a review of the coastal car park performance and income, taking into consideration operational, improvement, enforcement and management costs as contained in Appendix C.
- 3.9 In recognition that an annual uplift (in line with the Council's charging policy) would not be practical in terms of deriving a sensible cash value moving forward, Cabinet is asked to approve a policy methodology whereby officers will review and apply indexation on a 3-yearly basis.

## **4 POLICY IMPLICATIONS**

- 4.1 Coastal car parking tariffs will be excluded from the Council's charging policy.

## **5 INTEGRATED IMPACT ASSESSMENT**

- 5.1 The subject of this report does not affect the wellbeing of the community or have a significant impact on equality, the environment or economy.

## **6 RESOURCE IMPLICATIONS**

- 6.1 Financial – it is anticipated that the tariff increase will increase revenue by £75,300 pro-rata 2020/21 estimated sales.
- 6.2 Personnel – a seasonal increase to staffing levels to reinforce enforcement activity to manage and control indiscriminate parking practices at coastal is being arranged to commence in May 2021.
- 6.3 Other – None

## **7 BACKGROUND PAPERS**

- 7.1 Report to Council on 25 October 2016 entitled Update on the Introduction of Decriminalised Parking Enforcement and on the Introduction of Parking Charges at Coastal Car Parks
- 7.2 Report to Policy and Performance Review Committee on 8 March 2017 entitled Update on Parking Charges at Coastal Car Parks
- 7.3 Report to Policy and Performance Review Committee on 20 June 2018 entitled Update on Parking Charges at Coastal Car Parks.
- 7.4 Report to Policy and Performance Review Committee on 27 June 2019 entitled Update on Parking Charges at Coastal Car Parks.
- 7.5 Report to Policy and Performance Review Committee on 26 February 2020 entitled Update on Parking Charges at Coastal Car Parks.

<b>AUTHOR'S NAME</b>	Peter Forsyth
<b>DESIGNATION</b>	Asset and Regulatory Manager
<b>CONTACT INFO</b>	Grant Talac
<b>DATE</b>	7 May 2021

## Appendix A – Schedule 2 – Charging Tariff

### Schedule 2 – Charging Tariff

	Tariff	Season Ticket	Excess Charge (Car, Motorcycles)		Excess Charges (HGVs, PSVs, Coaches)	
	Daily charge	12 months	14 days	30 days	14 days	30 days
B1348 - Longniddry Bents No.1	£2.50	£50.00	£30.00	£60.00	£30.00	£60.00
B1348 - Longniddry Bents No.2	£2.50	£50.00	£30.00	£60.00	£30.00	£60.00
B1348 - Longniddry Bents No.3	£2.50	£50.00	£30.00	£60.00	£30.00	£60.00
Aberlady Bay Nature Reserve	Free	Free	N/A	N/A	N/A	N/A
Gullane Bents	£2.50	£50.00	£30.00	£60.00	£30.00	£60.00
Gullane Bents overflow	£2.50	£50.00	£30.00	£60.00	£30.00	£60.00
Yellowcraigs	£2.50	£50.00	£30.00	£60.00	£30.00	£60.00
John Muir Country Park – Tynninghame Links	£2.50	£50.00	£30.00	£60.00	£30.00	£60.00
John Muir Country Park – Linkfield	£2.50	£50.00	£30.00	£60.00	£30.00	£60.00
Shore Road, Belhaven	£2.50	£50.00	£30.00	£60.00	£30.00	£60.00
White Sands	£2.50	£50.00	£30.00	£60.00	£30.00	£60.00
Barns Ness	£2.50	£50.00	£30.00	£60.00	£30.00	£60.00
Skateraw	Free	Free	N/A	N/A	N/A	N/A
Thorntonloch	Free	Free	N/A	N/A	N/A	N/A

## **Appendix B - Statement of Reason**

The proposed Amendment to the Order is being introduced as a budgetary measure to generate income for continued maintenance and enforcement of car parks, the provision of visitor facilities, toilets, a safer low risk environment, as well as staff to manage, monitor and maintain use of the coast.

---

## Appendix C – Financial Information

1. Figures 1, 2 & 3 illustrate the number of Season Tickets, Vouchers and Ringo transactions over the course of previous financial years. Table 1 illustrates the predicted increase in revenue generated if ticket sales were to remain the same as 2020.

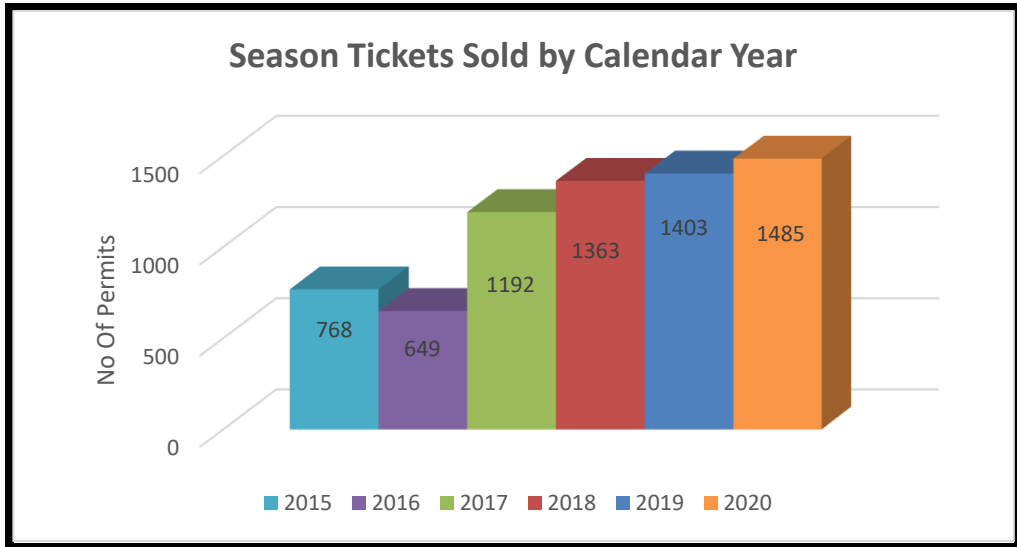


Figure 1: Number of Season Tickets issued by Calendar Year

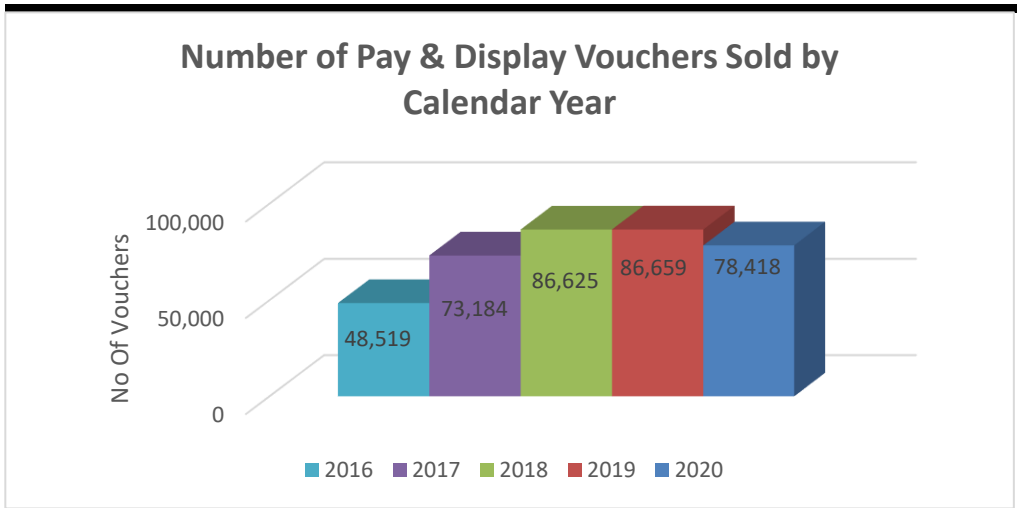


Figure 2 – Number of Pay & Display Vouchers issued by Calendar Year

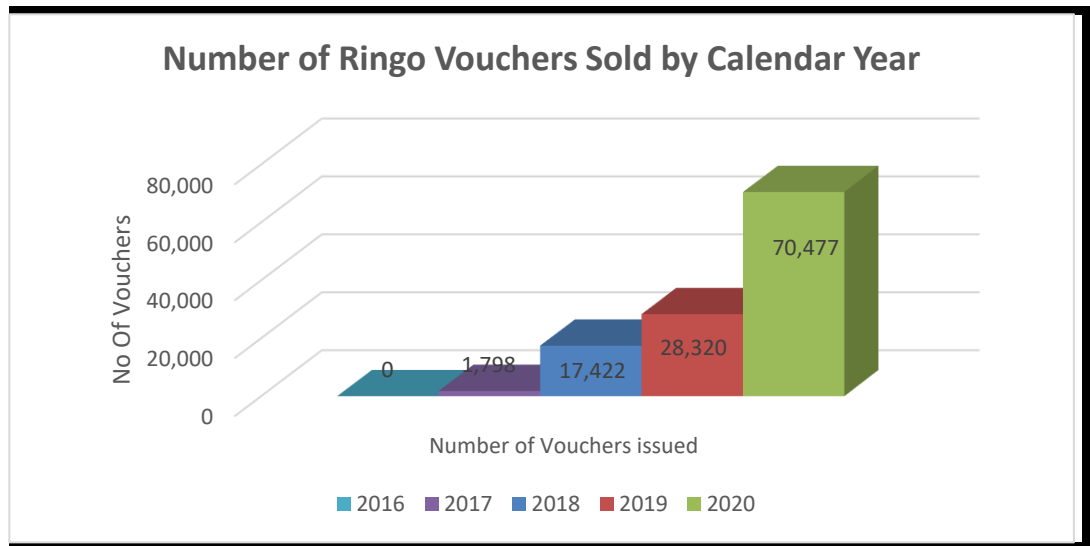


Figure 3 – Number of Ringo Vouchers issued by Calendar Year

- An analysis of income collected from the Ticket Issuing Machines (TIM's) Ringo & Season Passes on a monthly basis are provided in **Table 3**.
- Table 1 below illustrates the increased revenue generated from the coastal car parks over the last 5 financial years. There are still 3 months to add onto the 2020/21 total and it is envisaged that this total shall increase by another £65,000 based on last year's takings to approximately **£364,000**.

Financial Year	Cash	Ringo	Season Passes	Totals
2016/17	£126,035	£0	£37,410	£163,445
2017/18	£145,399	£8,349	£49,258	£203,006
2018/19	£174,766	£38,922	£54,110	£267,798
2019/20	£182,136	£65,711	£54,560	£293,538
<b>2020/21</b>	<b>£126,262</b>	<b>£124,560</b>	<b>£48,270</b>	<b>£299,092 (Dec 2020)</b>

Table 1: Financial Comparison per Year

- There have been no price increase to Coastal Car Parking charges since the scheme was introduced. Table 2 below projects what revenue the car parks would generate in the last full financial year if the daily rate was increased to £2.50 and the Season Pass increased to £50.
- Tables 4 & 5 illustrate the additional revenue that would have been generated on a monthly basis in 2020 assuming the same level of sales.

<b>Year 2019/20</b>	<b>Cash</b>	<b>Ringo</b>	<b>Season Passes</b>	<b>Totals</b>
<b>£2 &amp; £40</b>	£182,136	£65,711	£54,560	£302,407
<b>£2.50 &amp; £50</b>	£227,670	£82,138	£68,200	£378,008
<b>Difference</b>	<b>+£45,534</b>	<b>+£16,427</b>	<b>+£13,640</b>	<b>+£75,601</b>

**Table 2: Financial Comparison with Price Uplift**

6. Table 2 above illustrates the increased revenue that could have been generated in 2020.
7. Table 3 provides a note of current investment on the upgrade and renovation of three Longniddry Coastal Toilets.
8. The works comprise the stripping out of 3nr existing toilet blocks and reconfiguration of internal layout with slate covered timber roofs; timber clad external walls; timber external doors; plasterboard clad timber stud internal partitions; new sanitary fittings; cubicles; IPS systems; tiled walls and floors; plumbing installations; electrical and mechanical installations (to Car Park No.3 block only); decoration, external and drainage works. Please note that the works are still on site, so we don't have a final cost.

<b>Longniddry Car Park No.1</b>	<b>£127,250</b>
<b>Longniddry Car Park No.2</b>	<b>£135,000</b>
<b>Longniddry Car Park No.3</b>	<b>£168,200</b>

**Table 3 – Longniddry Bents toilet improvements**



## Income Collected Monthly (January 2017 – December 20120)

Month	2017			2018			2019			2020		
	Cash	Ringo	Permits	Cash	Ringo	Permits	Cash	Ringo	Permits	Cash	Ringo	Permits
January	£10,711.85	£0.00	£3,950.00	£12,207.00	£1,424.30	£5,240.00	£11,380.00	£3,251.10	£6,620.00	£9,700.00	£5,064.00	£7,110.00
February	£8,283.50	£0.00	£4,120.00	£9,702.00	£1,943.20	£5,370.00	£8,996.00	£3,566.70	£6,370.00	£6,582.00	£4,020.00	£4,590.00
March	£10,002.52	£0.00	£7,370.00	£6,120.00	£1,386.00	£7,370.00	£9,170.00	£2,014.00	£4,880.00	£14,292.00	£7,310.00	£5,800.00
April	£3,493.50	£0.00	£3,290.00	£18,850.00	£4,130.00	£6,080.00	£22,082.00	£6,778.10	£4,810.00	£0.00	£0.00	£120.00
May	£12,457.00	£0.00	£3,780.00	£19,320.00	£5,334.40	£3,860.00	£16,575.00	£4,626.80	£5,880.00	£0.00	£24.00	£640.00
June	£19,134.35	£0.00	£2,060.00	£14,382.00	£4,292.20	£2,410.00	£12,939.00	£5,492.00	£3,460.00	£0.00	£7,684.00	£5,510.00
July	£17,788.00	£0.00	£2,810.00	£28,780.00	£4,963.20	£3,970.00	£29,940.00	£7,169.20	£4,190.00	£38,728.00	£30,224.00	£9,280.00
August	£24,519.00	£0.00	£4,420.00	£24,341.00	£2,772.40	£3,490.00	£22,624.00	£7,108.00	£3,660.00	£28,422.00	£22,782.00	£6,500.00
September	£12,175.00	£70.90	£3,460.00	£13,258.00	£3,078.10	£3,930.00	£14,965.00	£6,134.30	£3,940.00	£30,182.00	£21,172.00	£6,540.00
October	£8,635.00	£1,375.30	£4,150.00	£13,344.00	£2,566.00	£3,420.00	£13,009.00	£4,222.60	£3,600.00	£15,124.00	£17,992.00	£6,220.00
November	£14,754.00	£1,262.40	£4,767.75	£7,081.00	£2,057.00	£5,230.00	£13,009.00	£4,222.60	£3,600.00	£8,022.00	£13,022.00	£6,290.00
December	£4,414.00	£889.00	£2,540.00	£5,864.00	£2,899.30	£3,850.00	£6,419.00	£3,563.60	£3,920.00	£5,784.00	£11,660.00	£7,170.00
<b>Totals</b>	<b>£146,367.72</b>	<b>£3,597.60</b>	<b>£46,717.75</b>	<b>£173,249.00</b>	<b>£36,846.10</b>	<b>£54,220.00</b>	<b>£181,108.00</b>	<b>£58,149</b>	<b>£54,930.00</b>	<b>£156,836.00</b>	<b>£140,954.00</b>	<b>£65,700.00</b>
	<b>£196,683.07</b>			<b>£264,315.10</b>			<b>£287,168.10</b>			<b>£363,560.00</b>		

Table 3: Income collected from the Ticket Issuing Machines (TIM's) Ringo & Season Passes on a monthly basis

## Season Ticket Sales

		£40	£50
Month	Number	Value	Value
Jan-20	182	£7,110	£9,100
Feb-20	117	£4,590	£5,850
Mar-20	147	£5,800	£7,350
Apr-20	3	£120	£150
May-20	16	£640	£800
Jun-20	140	£5,510	£7,000
Jul-20	232	£9,280	£11,600
Aug-20	167	£6,500	£8,350
Sep-20	164	£6,540	£8,200
Oct-20	159	£6,220	£7,950
Nov-20	158	£6,290	£7,900
Dec-20	183	£7,170	£9,150
<b>Total</b>	1668	<b>£65,770</b>	<b>£83,400</b>

**Table 4: Season Ticket Comparison with Price Uplift**

## Anticipated Coastal Car Park Cash & Ringo

			£2	£2.50		£2	£2.50
<u>Date</u>	<u>No Of Vouchers</u>	<u>Value</u>	<u>Monthly Total Cash (£2)</u>	<u>Monthly Total Cash (£2.50)</u>	<u>Ringo App Vouchers Sold</u>	<u>Ringo Cash</u>	<u>Ringo Cash</u>
Jan-20	4,850	£9,700	£9,700.00	£12,125.00	2,532	£5,064.00	£6,330.00
Feb-20	3,291	£6,582	£6,582.00	£8,227.50	2,010	£4,020.00	£5,025.00
Mar-20	7,146	£14,292	£14,292.00	£17,865.00	3,655	£7,310.00	£9,137.50
Apr-20	0	£0	£0.00	£0.00	0	£0.00	£0.00
May-20	0	£0	£0.00	£0.00	12	£24.00	£30.00
Jun-20	0	£0	£0.00	£0.00	3,842	£7,684.00	£9,605.00
Jul-20	19,364	£38,728	£38,728.00	£48,410.00	15,112	£30,224.00	£37,780.00
Aug-20	14,211	£28,422	£28,422.00	£35,527.50	11,391	£22,782.00	£28,477.50
Sep-20	15,091	£30,182	£30,182.00	£37,727.50	10,586	£21,172.00	£26,465.00
Oct-20	7,562	£15,124	£15,124.00	£18,905.00	8,996	£17,992.00	£22,490.00
Nov-20	4,011	£8,022	£8,022.00	£10,027.50	6,511	£13,022.00	£16,277.50
Dec-20	2,892	£5,784	£5,784.00	£7,230.00	5,830	£11,660.00	£14,575.00
<b>Totals</b>	<b>78,418</b>	<b>£156,836</b>	<b>£156,836</b>	<b>£196,045.00</b>	<b>70,477</b>	<b>£140,954</b>	<b>£176,193</b>

Table 5: Cash & RINGO Comparison with Price Uplift