

**REPORT TO:** Musselburgh Racing Associated Committee

**MEETING DATE:** 24 March 2020

**BY:** General Manager & Financial Manager

**SUBJECT:** Finance Report

---

## **PURPOSE**

- 1.1 To update the Committee on the profit/loss forecast for the full year from 1<sup>st</sup> April 2019 to 31<sup>st</sup> March 2020.

## **2 RECOMMENDATIONS**

- 2.1 The Committee are asked to note and approve the financial performance to date for the full year from 1<sup>st</sup> April 2019 to 31<sup>st</sup> March 2020. Please refer to the management accounts (tabled).
- 2.2 Please note that the handover to Chester is still to be confirmed by ELC. This report assumes that the MRAC will be operating the racecourse for the full year including the flat fixtures in 2019 and the jumps fixtures in 2019-20.

## **3 BACKGROUND**

### **3.1 Profit/Loss Financial Year 2019/20**

- Forecast Profit/Loss is a **Profit of £275,856**, which is up by £203,259 on budget (and up £228,909 on the previous year)
- Forecast Expenditure (after grants and disposals) on Essential Maintenance and **Capex Development Programmes is £20,746**, which is up £10,746 on the budget
- Forecast **surplus/deficit before exceptional costs is a surplus of £255,110**, which is up £192,513 on budget (and up £239,721 on the previous year)
- Forecast Expenditure on **exceptional costs (Legal Fees etc) is £53,024**, which is up £53,024 on the budget

- Forecast **income from the sale of assets** including equipment, machinery, fixtures and fittings to Chester is **£135,000**
- **Investment in Britbet is £74,462**
- **Opening balance sheet position on 1<sup>st</sup> April 2019 was a deficit of £149,600**
- **The surplus/deficit on 31<sup>st</sup> March 2020 after exceptional costs is forecast to be a surplus of £52,486**
- **Closing balance sheet position on 31<sup>st</sup> March 2020**, which includes the MRAC investment in Britbet and the value of its plant and machinery is forecast to be **£261,948**

#### **4 POLICY IMPLICATIONS**

4.1 N/A

#### **5 EQUALITIES IMPACT ASSESSMENT**

5.1 NA

#### **6 RESOURCE IMPLICATIONS**

6.1 N/A

#### **7 BACKGROUND PAPERS**

7.1 2019-20 MRC Annual Management Accounts

7.2 Financial summary 2019-20

<b>AUTHOR'S NAME</b>	Bill Farnsworth
<b>DESIGNATION</b>	General Manager
<b>CONTACT INFO</b>	0131 6652859 / 07710 536 134
<b>DATE</b>	Saturday, 21 March 2020

**MUSSELBURGH RACING ASSOCIATED COMMITTEE  
2019-20 MRC ANNUAL MANAGEMENT ACCOUNTS**

Actual	Budget	Forecast	Variance on Budget	Variance on Previous Year	Variance on Budget
26 Race Days	28 Race Days	28 Race Days	Budget	Previous Year	Budget
4 extra 5 abandoned					
2018/19	2019/20	2019/20			
£	£	£	£	£	%
<b>Race Day Income :-</b>					
798,351	790,250	905,330	115,080	106,979	15%
37,459	40,715	35,834	-4,881	-1,625	-12%
47,380	48,000	38,880	-9,120	-8,500	-19%
82,111	84,830	74,696	-10,134	-7,415	-12%
2,190,696	1,909,440	2,127,032	217,592	-63,664	11%
692,059	729,884	733,065	3,181	41,006	0%
3,682	0	0	0	-3,682	#DIV/0!
16,423	11,990	19,027	7,037	2,604	59%
99,901	101,404	112,400	10,996	12,499	11%
453,941	407,163	432,929	25,766	-21,012	6%
247,197	258,796	216,303	-42,493	-30,894	-16%
0	0	0	0	0	#DIV/0!
90,000	79,000	73,000	-6,000	-17,000	-8%
335,022	359,492	337,281	-22,211	2,259	-6%
0	0	0	0	0	#DIV/0!
25,000	35,000	25,000	-10,000	0	-29%
<b>5,119,222</b>	<b>4,855,964</b>	<b>5,130,777</b>	<b>274,813</b>	<b>11,555</b>	<b>6%</b>
<b>Race Day Expenditure:-</b>					
33,413	36,620	34,865	-1,755	1,452	-5%
50,331	50,000	55,315	5,315	4,984	11%
103,866	104,750	109,156	4,406	5,290	4%
169,369	134,100	150,473	16,373	-18,896	12%
96,966	114,000	95,912	-18,088	-1,054	-16%
72,483	80,054	73,130	-6,924	647	-9%
261,859	234,861	269,837	34,976	7,978	15%
39,329	36,400	36,584	184	-2,745	1%
28,286	44,400	29,179	-15,221	893	-34%
153,155	132,695	144,135	11,440	-9,020	9%
116,180	104,200	144,872	40,672	28,692	39%
62,975	68,000	72,250	4,250	9,275	6%
35,129	38,800	35,221	-3,579	92	-9%
120,046	124,700	137,833	13,133	17,787	11%
131,898	127,320	130,712	3,392	-1,186	3%
0	0	0	0	0	#DIV/0!
295,531	315,620	292,843	-22,777	-2,688	-7%
119,526	119,266	109,328	-9,938	-10,198	-8%
121,500	64,500	49,500	-15,000	-72,000	-23%
478,353	385,379	469,149	83,770	-9,204	22%
<b>2,490,195</b>	<b>2,315,665</b>	<b>2,440,294</b>	<b>124,629</b>	<b>-49,901</b>	<b>5%</b>
<b>2,629,027</b>	<b>2,540,299</b>	<b>2,690,483</b>	<b>150,184</b>	<b>61,456</b>	<b>6%</b>
<b>Prize Money Income</b>					
468,216	544,916	527,907	-17,009	59,691	-3%
0	0	0	0	0	#DIV/0!
0	5,000	5,000	0	5,000	0%
134,820	302,464	182,034	-120,430	47,214	-40%
122,786	131,184	146,634	15,450	23,848	12%
<b>725,822</b>	<b>983,564</b>	<b>861,575</b>	<b>-121,989</b>	<b>135,753</b>	<b>-12%</b>
<b>1,720,757</b>	<b>1,951,061</b>	<b>1,871,878</b>	<b>-79,183</b>	<b>151,121</b>	<b>-4%</b>
<b>994,935</b>	<b>967,497</b>	<b>1,010,303</b>	<b>42,806</b>	<b>15,368</b>	<b>4%</b>
<b>1,634,092</b>	<b>1,572,802</b>	<b>1,680,180</b>	<b>107,378</b>	<b>46,088</b>	<b>7%</b>
<b>Add:-</b>					
<b>240,653</b>	<b>157,595</b>	<b>397,660</b>	<b>240,065</b>	<b>157,007</b>	<b>152%</b>
<b>Deduct:-</b>					
<b>1,827,798</b>	<b>1,657,800</b>	<b>1,801,984</b>	<b>144,184</b>	<b>-25,814</b>	<b>9%</b>
<b>46,947</b>	<b>72,597</b>	<b>275,856</b>	<b>203,259</b>	<b>228,909</b>	<b>280%</b>
<b>31,558</b>	<b>10,000</b>	<b>20,746</b>	<b>10,746</b>	<b>-10,812</b>	<b>107%</b>
<b>15,389</b>	<b>62,597</b>	<b>255,110</b>	<b>192,513</b>	<b>239,721</b>	<b>308%</b>
<b>352,306</b>	<b>0</b>	<b>53,024</b>	<b>53,024</b>	<b>-299,282</b>	
<b>-336,917</b>	<b>62,597</b>	<b>202,086</b>	<b>139,489</b>	<b>539,003</b>	<b>223%</b>

**MUSSELBURGH RACING ASSOCIATED COMMITTEE  
2019-20 MRC ANNUAL MANAGEMENT ACCOUNTS**

2018/19		Budget 2019/20	Actual To Date	Forecast 2019/20
	<b>FIXED EXPENDITURE</b>			
£	<b>Establishment Costs</b>	£	£	£
140,000	Rent	140,000	139,000	140,000
99,492	Water, Trade Refuse & non-domestic Rates	125,000	103,592	115,000
30,706	Insurance	33,000	34,538	35,000
111,941	Essential Maintenance of Stables & Buildings	90,000	125,066	130,000
245,981	Maintenance Track and Grounds	148,500	123,054	148,500
<b>628,120</b>	<b>Total Establishment Costs</b>	<b>536,500</b>	<b>525,250</b>	<b>568,500</b>
	<b>Management Costs</b>			
491,418	Salaries, N.I. Etc	510,000	473,049	520,000
254,285	Caretaker/Groundsmen	256,500	247,595	275,000
7,674	Fees and Expenses	7,000	13,449	15,000
12,358	Training & Development	5,000	27,488	30,000
<b>765,735</b>	<b>Total Management Costs</b>	<b>778,500</b>	<b>761,581</b>	<b>840,000</b>
	<b>Operating Costs</b>			
18,000	Professional Fees	10,000	7,050	10,000
19,894	Business Services Fees	20,000	12,430	27,000
87,607	Marketing, Advertising and Promotions	65,000	70,610	76,000
8,078	Community Engagement	6,000	3,038	6,000
5,005	Subscriptions and Donations	5,000	4,817	5,000
23,006	Contributions to RCA	23,800	23,985	23,985
103,676	Heat and Light	82,000	45,801	82,000
23,980	Telephone	22,000	23,417	26,000
21,852	Printing, Postages, Stationery	22,000	16,441	22,000
32,332	Furniture, Fittings & Equipment	20,000	30,144	36,000
13,914	Credit Card /Bank Charges	12,000	20,054	22,000
9,873	Interest	12,000	-	12,000
3,679	Annual Members Expenditure (badges, trips)	3,000	2,825	3,000
9,319	Hospitality & Racecourse Visits	5,000	6,577	7,000
50,938	Harness Racing	30,000	30,499	30,499
2,790	Events (Catering etc)	5,000	1,223	5,000
<b>433,943</b>	<b>Total Operating Costs</b>	<b>342,800</b>	<b>298,911</b>	<b>393,484</b>
<b>1,827,798</b>	<b>Total Fixed Expenditure</b>	<b>1,657,800</b>	<b>1,060,492</b>	<b>1,801,984</b>
	<b>FIXED INCOME</b>			
40,565	Advertising	33,240	34,206	34,206
-	RMG Media Rights License Fee Previous Year	-	-	200,000
6,255	Betting Shop/Totepool/Britbet	32,355	60,192	60,192
65,795	TurfTV Dividend	-	-	-
36,004	Brewers Supply Discount	40,000	28,383	35,000
12,974	Events Income	10,000	1,527	10,000
8,761	Previous Years Adjustment	2,000	-	22,000
19,533	Miscellaneous (e.g. hire outs, bookies commissions)	8,000	2,963	8,000
50,766	Harness Racing	32,000	28,262	28,262
<b>240,653</b>	<b>Total Fixed Income</b>	<b>157,595</b>	<b>155,533</b>	<b>397,660</b>

Variance on Budget	Variance on Previous Year	Variance on Budget
£	£	%
0	0	0%
-10,000	15,508	-8%
2,000	4,294	6%
40,000	18,059	44%
0	-97,481	0%
0	0	#DIV/0!
10,000	28,582	2%
18,500	20,715	7%
8,000	7,326	114%
25,000	17,642	500%
61,500	74,265	8%
0	-8,000	0%
7,000	7,106	35%
11,000	-11,607	17%
0	-2,078	0%
0	-5	0%
185	979	1%
0	-21,676	0%
4,000	2,020	18%
0	148	0%
16,000	3,668	80%
10,000	8,086	83%
0	2,127	0%
0	-679	0%
2,000	-2,319	40%
499	-20,439	2%
0	2,210	0%
50,684	-40,459	15%
144,184	-25,814	9%
966	-6,359	3%
200,000	200,000	#DIV/0!
27,837	53,937	86%
0	-65,795	#DIV/0!
-5,000	-1,004	-13%
0	-2,974	0%
20,000	13,239	1000%
0	-11,533	0%
-3,738	-22,504	-12%
240,065	157,007	152%



	9		10		11		12		13		14		15		16		
	Budget	Forecast	Budget	Forecast	Budget	Forecast	Budget	Forecast	Budget	Forecast	Budget	Forecast	Budget	Forecast	Budget	Forecast	
2019 DATES	02-Aug	02-Aug	09-Aug	09-Aug	27-Aug	27-Aug	28-Aug	28-Aug	06-Sep	06-Sep	14-Sep	14-Sep	29-Sep	29-Sep	14-Oct	14-Oct	
2018 DATES (COMPARABLE)	03-Aug	03-Aug	10-Aug	10-Aug	29-Aug	29-Aug	30-Aug	30-Aug	07-Sep	07-Sep	15-Sep	15-Sep	30-Sep	30-Sep	15-Oct	15-Oct	
Raceday Income	£	£	£	£	£	£	£	£	£	£	£	£	£	£	£	£	
Admissions	34,400	45,443	20,400	11,581	7,350	5,625	5,550	8,191	10,400	12,830	42,000	64,331	20,000	25,040	7,200	7,928	1,692
Racecards	2,000	2,034	1,750	1,211	800	466	1,200	895	1,200	840	1,500	2,638	1,550	2,053	600	518	197
Annual Members subscription fees	1,800	1,440	1,800	1,440	1,800	1,440	1,800	1,440	1,800	1,440	1,800	1,440	1,800	1,440	1,800	1,440	0
Bookmakers' badges	3,600	3,760	2,550	956	1,900	1,678	1,900	1,546	2,500	2,470	5,500	5,907	3,800	3,550	1,800	1,516	627
SIS LBO License Fee Per Race	63,969	65,640	64,969	60,690	60,169	65,570	67,369	73,320	67,769	66,170	67,569	96,230	66,369	83,027	77,369	76,980	78,182
RMG Media Rights License Fee	21,467	21,467	21,467	21,467	21,467	21,467	21,467	21,467	21,467	21,467	21,467	21,467	21,467	21,467	21,467	21,467	0
Totepool Commission	0	0	0	0	0	0	0	0	0	0	0	0	0	0	0	0	0
Betting Shop Commission	320	723	280	1,081	240	682	250	786	200	576	850	1,105	680	1,271	220	804	0
Catering Commission	4,800	7,042	3,100	2,345	1,200	1,267	1,800	2,067	2,740	2,333	6,900	11,166	5,000	3,938	600	863	198
Corporate Hospitality	20,258	25,037	22,100	32,346	5,200	5,696	14,140	27,177	24,425	20,559	15,050	27,584	8,500	15,936	3,500	2,265	0
Sponsors Contribution	7,200	5,700	10,840	10,880	2,505	2,450	6,233	12,343	4,620	4,520	8,500	10,840	12,000	14,550	8,000	5,000	0
HBLB Appearance Money	0	0	0	0	0	0	0	0	0	0	0	0	0	0	0	0	0
HBLB Fixture Incentive Scheme	0	0	0	0	0	0	0	0	0	0	0	0	0	0	0	0	0
HBLB Integrity Grant (fieldforce/cameras)	12,839	12,304	12,839	12,304	12,839	12,304	12,839	12,304	12,839	12,304	12,839	12,304	12,839	12,304	12,839	12,304	0
Share of sale/claims	0	0	0	0	0	0	0	0	0	0	0	0	0	0	0	0	0
Contribution for fixture transfers	0	0	0	0	0	0	0	0	0	0	0	0	0	0	0	0	0
<b>Total Raceday Income</b>	<b>172,653</b>	<b>190,590</b>	<b>162,095</b>	<b>156,301</b>	<b>115,470</b>	<b>118,645</b>	<b>134,548</b>	<b>161,536</b>	<b>149,960</b>	<b>145,509</b>	<b>183,975</b>	<b>255,012</b>	<b>154,005</b>	<b>184,576</b>	<b>135,395</b>	<b>131,085</b>	<b>80,896</b>
<b>Raceday Expenditure</b>																	
Officials (including refreshments)	1,000	1,808	1,500	1,316	900	911	950	890	1,300	1,404	1,450	1,169	970	890	1,050	1,456	889
Owners & Trainers Catering	1,700	1,871	1,800	1,622	1,700	2,156	1,700	1,855	1,700	1,946	1,900	2,239	1,700	2,459	1,700	1,798	2,396
Raceday Staff	3,600	4,289	3,000	3,422	2,700	3,016	2,700	3,046	2,900	3,206	3,800	5,019	4,000	4,124	3,100	2,989	2,581
Maintenance Track and Grounds	4,500	4,796	4,500	4,391	3,000	3,690	3,000	3,686	4,500	4,010	4,000	7,160	4,000	6,642	6,000	6,810	5,464
Stables & Accommodation	3,000	3,847	4,000	3,505	4,000	4,081	4,000	4,079	4,000	2,177	4,000	4,102	4,000	4,060	4,000	3,437	3,333
Racecards	2,580	2,896	2,580	2,435	2,435	2,460	2,580	2,460	2,580	2,310	3,600	2,954	2,872	2,547	2,581	2,373	2,000
Corp Hospo (Catering/Marquees etc)	10,200	12,383	11,500	16,988	2,665	3,531	8,900	10,416	11,347	12,057	7,516	9,002	4,302	7,825	1,643	724	0
Sponsorship (Banners/ BTO )	1,300	1,563	1,300	1,505	1,300	1,340	1,300	1,697	1,300	1,502	1,300	1,543	1,300	1,743	1,300	1,237	1,553
Marketing	300	300	0	0	0	0	0	0	0	0	4,000	1,037	350	350	0	0	0
Advertising	5,736	3,333	2,366	1,130	450	250	450	299	600	728	14,537	22,051	8,000	5,346	650	612	0
Police and security	3,200	4,988	2,700	3,643	2,300	2,629	2,300	2,628	2,400	2,791	4,000	11,183	3,000	5,470	2,500	2,608	2,782
Racetech Starting Stalls	4,250	4,250	4,250	4,250	4,250	4,250	4,250	4,250	4,250	4,250	4,250	4,250	4,250	4,250	4,250	4,250	4,250
Racetech CCTV/Public Address/Timing	1,400	1,286	1,400	1,286	1,400	1,286	1,400	1,286	1,400	1,286	1,400	1,286	1,400	1,286	1,400	1,286	1,286
Medical / Vets Costs	3,900	3,863	3,800	3,625	3,300	3,565	4,300	3,554	3,300	3,921	4,400	4,748	3,800	4,658	4,200	3,752	3,794
BHA Fixture Licence Fee	4,506	4,642	4,506	4,642	4,506	4,642	4,506	4,642	4,506	4,642	4,506	4,642	4,506	4,642	4,506	4,642	0
HBLB Appearance Money Payments	0	0	0	0	0	0	0	0	0	0	0	0	0	0	0	0	0
Fixture Rental Fee	0	0	0	0	0	4,000	0	0	0	0	0	0	0	0	0	0	0
BHA Fixture Fees ( Field Force etc )	10,097	10,399	10,097	10,399	10,097	10,399	10,097	10,399	10,097	10,399	10,097	10,399	10,097	10,399	10,097	10,399	0
Racetech TV coverage (integrity and cctv)	4,203	3,765	4,203	3,765	4,203	3,765	4,203	3,765	4,203	3,765	4,203	3,765	4,203	3,765	4,203	3,765	3,484
Operational Costs ( Big Screen etc )	10,158	17,178	3,323	6,744	3,323	3,533	3,323	3,506	3,583	3,441	22,920	38,194	10,843	12,140	3,583	4,495	3,688
<b>Total Raceday Expenditure</b>	<b>75,630</b>	<b>87,457</b>	<b>66,825</b>	<b>74,668</b>	<b>52,529</b>	<b>59,504</b>	<b>59,959</b>	<b>62,458</b>	<b>63,966</b>	<b>63,835</b>	<b>101,879</b>	<b>134,743</b>	<b>73,593</b>	<b>82,596</b>	<b>56,763</b>	<b>56,633</b>	<b>37,500</b>
<b>Gross Prize Money</b>	<b>46,000</b>	<b>46,000</b>	<b>63,000</b>	<b>68,045</b>	<b>39,800</b>	<b>37,100</b>	<b>48,200</b>	<b>46,900</b>	<b>41,800</b>	<b>39,300</b>	<b>75,000</b>	<b>94,545</b>	<b>61,200</b>	<b>64,100</b>	<b>66,000</b>	<b>63,575</b>	<b>42,600</b>
less																	
HBLB General Prize Fund	10,758	10,300	16,677	16,200	10,364	9,900	9,772	9,300	8,391	7,900	17,860	17,400	10,758	10,300	16,677	15,974	15,000
Prize Money Grants (e.g. Lead Fixture Pa	0	0	0	0	0	0	0	0	0	0	0	0	0	0	0	0	0
Race Incentive Funding (RIF)	6,900	3,600	10,200	6,560	6,300	2,800	6,300	2,800	6,300	2,800	21,250	18,160	8,175	4,600	7,050	7,450	2,800
Entry Fees	3,300	2,958	7,900	4,392	3,182	3,482	3,363	3,627	2,667	3,594	5,000	8,588	7,399	4,546	7,265	5,155	4,505
Total Non-Executive	20,958	16,858	33,877	27,152	19,846	16,182	19,435	15,727	17,358	14,294	44,110	44,148	26,332	19,446	30,992	28,579	22,305
Cost Prize Money to MRC	25,042	29,142	29,123	40,893	19,954	20,918	28,765	31,173	24,442	25,006	30,890	50,397	34,868	44,654	35,008	34,996	20,295
<b>Expenditure + Prize Money</b>	<b>100,672</b>	<b>116,599</b>	<b>95,948</b>	<b>115,561</b>	<b>72,483</b>	<b>80,422</b>	<b>88,724</b>	<b>93,631</b>	<b>88,408</b>	<b>88,841</b>	<b>132,769</b>	<b>185,140</b>	<b>108,461</b>	<b>127,250</b>	<b>91,771</b>	<b>91,629</b>	<b>57,795</b>
<b>Raceday Profit/ -loss</b>	<b>71,981</b>	<b>73,991</b>	<b>66,147</b>	<b>40,740</b>	<b>42,987</b>	<b>38,223</b>	<b>45,824</b>	<b>67,905</b>	<b>61,552</b>	<b>56,668</b>	<b>51,206</b>	<b>69,872</b>	<b>45,544</b>	<b>57,326</b>	<b>43,624</b>	<b>39,457</b>	<b>23,101</b>
<b>Difference</b>		<b>2,010</b>		<b>-25,407</b>		<b>-4,764</b>		<b>22,081</b>		<b>-4,884</b>		<b>18,666</b>		<b>11,782</b>		<b>-4,168</b>	

89,050

**MUSSELBURGH RACING 2019-20 JUMP**

	17	18	19	20						
2019 DATES	Budget	Forecast	Budget	Forecast	Budget	Forecast	Budget	Forecast	Budget	Forecast
2018 DATES (COMPARABLE)	Total	Total	06-Nov	06-Nov	25-Nov	25-Nov	02-Dec	02-Dec	09-Dec	09-Dec
	£	£	£	£	£	£	£	£	£	£
<b>Raceday Income</b>										
Admissions	187,100	206,475	5,000	7,933	4,550	5,129	5,000	0	6,300	6,387
Racecards	12,920	10,783	670	977	750	447	500	0	700	606
Annual Members subscription fees	19,200	15,840	1,600	1,440	1,600	1,440	1,600	1,440	1,600	1,440
Bookmakers' badges	30,840	22,790	1,850	1,200	1,600	1,068	1,500	0	1,600	1,068
SIS LBO License Fee Per Race	806,536	804,469	57,059	75,769	59,659	70,590	58,259	47,500	68,169	82,097
RMG Media Right License Fee	343,476	257,607	21,467	21,467	21,467	21,467	21,467	0	21,467	21,467
Totepool Commission	0	0	0	0	0	0	0	0	0	0
Betting Shop Commission	5,470	5,048	340	765	320	481	280	0	300	492
Catering Commission	25,254	27,328	1,000	1,018	1,100	734	1,000	0	1,000	907
Corporate Hospitality	90,830	80,669	7,535	21,690	5,050	5,213	6,810	0	13,500	4,799
Sponsors Contribution	90,440	63,840	1,840	2,000	1,132	840	0	0	1,460	1,000
HBLB Appearance Money	0	0	0	0	0	0	0	0	0	0
HBLB Fixture Incentive Scheme	64,000	58,000	0	0	0	0	0	0	0	0
HBLB Integrity Grant (Fieldforce/cameras/photo)	154,068	137,213	12,839	12,304	12,839	12,304	12,839	12,304	12,839	12,304
Share of sale/claims	0	0	0	0	0	0	0	0	0	0
Contribution for fixture transfers	15,000	5,000	0	0	0	0	10,000	0	0	0
<b>Total Raceday Income</b>	<b>1,845,134</b>	<b>1,695,062</b>	<b>111,200</b>	<b>146,563</b>	<b>110,067</b>	<b>119,713</b>	<b>119,255</b>	<b>61,244</b>	<b>128,935</b>	<b>132,567</b>
<b>Raceday Expenditure</b>										
Officials (including refreshments)	17,700	12,790	1,300	1,429	1,300	1,368	1,300	453	1,300	911
Owners & Trainers (catering etc)	21,300	20,864	1,700	2,496	1,700	1,740	1,700	0	1,700	2,004
Raceday Staff	41,200	35,573	2,800	3,130	2,900	2,618	2,600	0	2,600	2,908
Maintenance Track and Grounds	65,100	68,291	5,100	6,694	5,100	7,446	5,100	3,520	5,100	6,866
Stables & Accommodation	48,900	33,984	4,000	2,882	4,000	2,538	4,000	1,910	4,000	2,523
Racecards	33,125	28,119	2,580	2,431	2,580	2,460	2,580	2,460	2,580	2,460
Corp Hosp (Catering/Marquees etc)	42,894	56,990	2,307	8,497	2,179	11,101	1,809	0	6,250	2,447
Sponsorship (Banners/ BTO )	15,600	12,778	1,300	2,552	1,300	1,675	1,300	287	1,300	1,115
Marketing	6,650	3,762	0	0	200	0	0	0	0	0
Advertising	33,332	32,374	600	430	866	429	640	429	650	559
Police and security	35,200	40,014	2,400	2,633	2,400	2,538	2,400	1,216	2,400	2,621
Racetech Photofinish/Public Address/Timing	16,400	13,359	1,300	1,196	1,300	1,196	1,300	1,196	1,300	1,196
Medical / Vets Costs	61,000	66,710	4,500	5,163	4,500	5,334	4,500	3,676	4,500	5,284
BHA Fixture Licence Fee	55,224	56,440	4,506	4,642	4,506	4,642	4,506	4,642	4,506	4,642
Appearance Money Payments	0	0	0	0	0	0	0	0	0	0
Fixture Rental Fee	16,500	12,500	0	0	0	0	0	0	0	0
BHA Fixture Fees ( Field Force etc )	154,068	126,459	12,839	10,399	12,839	10,399	12,839	10,399	12,839	10,399
Racetech TV coverage (integrity and cctv)	52,012	45,604	4,203	3,765	4,203	3,765	4,203	3,765	4,203	3,765
HFL Laboratory Costs	0	0	0	0	0	0	0	0	0	0
Operational Costs ( Big Screen etc)	91,899	118,916	3,648	3,095	3,388	3,690	3,648	2,909	3,323	3,045
<b>Total Raceday Expenditure</b>	<b>808,104</b>	<b>785,527</b>	<b>55,083</b>	<b>61,434</b>	<b>55,261</b>	<b>62,939</b>	<b>54,425</b>	<b>36,862</b>	<b>58,551</b>	<b>52,745</b>
<b>Gross Prize Money</b>	<b>846,100</b>	<b>672,581</b>	<b>40,500</b>	<b>42,200</b>	<b>38,400</b>	<b>39,000</b>	<b>44,400</b>	<b>0</b>	<b>66,500</b>	<b>63,203</b>
less										
HBLB General Prize Fund	288,744	261,733	17,120	16,600	14,350	13,800	17,120	0	26,468	26,133
Prize Money Grants (e.g. Lead Fixture Payments)	5,000	5,000	0	0	0	0	0	0	0	0
Race Incentive Funding (RIF)	144,675	52,600	5,400	2,400	4,500	2,400	5,400	0	14,625	10,400
HBLB Winter Jump Payment	0	0	0	0	0	0	0	0	0	0
Entry Fees	52,700	48,418	3,000	3,687	3,000	3,356	3,000	0	3,000	4,930
Total Non-Executive	491,119	367,751	25,520	22,687	21,850	19,556	25,520	0	44,093	41,463
Cost Prize Money to MRC (C-D)	354,981	304,830	14,980	19,513	16,550	19,444	18,880	0	22,407	21,740
<b>Expenditure plus Prize Money</b>	<b>1,163,085</b>	<b>1,090,357</b>	<b>70,063</b>	<b>80,947</b>	<b>71,811</b>	<b>82,383</b>	<b>73,305</b>	<b>36,862</b>	<b>80,958</b>	<b>74,485</b>
<b>Raceday Profit/ (loss)</b>	<b>682,049</b>	<b>604,705</b>	<b>41,137</b>	<b>65,616</b>	<b>38,256</b>	<b>37,330</b>	<b>45,950</b>	<b>24,382</b>	<b>47,977</b>	<b>58,082</b>
<b>Difference</b>		<b>-77,344</b>				<b>-926</b>		<b>-21,568</b>		<b>10,105</b>



MUSSELBURGH RACING 2019-20 JUMP

21 22 23 24 25 26 27 28

2020 DATES	Budget	Forecast	Budget	Forecast	Budget	Forecast	Budget	Forecast	Budget	Forecast	Budget	Forecast	Budget	Forecast	Budget	Forecast	Extra Meeting	Extra Meeting	
2019 DATES (COMPARABLE)	01-Jan	01-Jan	03-Jan	03-Jan	17-Jan	17-Jan	01-Feb	01-Feb	02-Feb	02-Feb	26-Feb	26-Feb	BHA TBC	BHA TBC	Budget	Forecast	18-Feb	27-Feb	
	01-Jan	01-Jan	07-Jan	07-Jan	18-Jan	18-Jan	02-Feb	02-Feb	03-Feb	03-Feb	27-Feb	27-Feb	10-Mar	10-Mar	20-Mar	20-Mar	15-Mar	15-Mar	
	£	£	£	£	£	£	£	£	£	£	£	£	£	£	£	£	£	£	£
<b>Raceday Income</b>	<b>105,000</b>	<b>128,175</b>	<b>5,000</b>	<b>8,740</b>	<b>3,500</b>	<b>3,947</b>	<b>18,250</b>	<b>30,022</b>	<b>15,500</b>	<b>11,642</b>	<b>3,500</b>	<b>3,500</b>	<b>3,500</b>	<b>0</b>	<b>12,000</b>	<b>0</b>	<b>933</b>	<b>1,000</b>	
Admissions	105,000	128,175	5,000	8,740	3,500	3,947	18,250	30,022	15,500	11,642	3,500	3,500	3,500	0	12,000	0	933	1,000	
Racecards	4,000	4,247	500	1,033	600	461	1,500	1,515	1,500	1,085	700	337	700	0	800	0	75	75	
Annual Members subscription fees	1,600	1,440	1,600	1,440	1,600	1,440	1,600	1,440	1,600	1,440	1,600	1,440	1,600	0	1,600	1,440	0	0	
Bookmakers' badges	8,000	7,475	1,800	1,546	1,500	1,408	4,750	4,750	3,640	2,705	1,500	1,270	1,500	0	1,600	0	300	300	
SIS LBO License Fee Per Race	63,059	78,750	62,033	71,160	59,033	65,250	81,573	82,790	75,773	68,790	68,773	68,773	65,773	0	87,373	47,500	75,000	45,500	
RMG Media Right License Fee	42,935	42,935	21,467	21,467	21,467	21,467	42,935	42,935	42,935	42,935	21,467	21,467	21,467	0	42,935	0	0	0	
Totepool Commission	0	0	0	0	0	0	0	0	0	0	0	0	0	0	0	0	0	0	
Betting Shop Commission	850	850	400	400	330	330	750	750	500	500	380	380	380	0	640	0	368	100	
Catering Commission	7,500	14,353	1,226	1,146	1,200	1,449	3,700	3,700	2,500	2,500	1,521	1,521	1,521	0	1,986	0	0	0	
Corporate Hospitality	10,000	18,029	3,155	5,153	7,110	1,505	15,500	18,134	8,230	5,201	4,470	945	4,470	0	5,000	0	0	0	
Sponsors Contribution	20,000	20,000	2,920	0	1,000	0	21,000	20,000	20,000	20,000	3,900	0	2,188	0	15,000	0	0	0	
HBLB Appearance Money	0	0	0	0	0	0	0	0	0	0	0	0	0	0	0	0	0	0	
HBLB Fixture Incentive Scheme	0	0	8,000	8,000	20,000	20,000	0	0	15,000	15,000	15,000	15,000	6,000	0	0	0	0	0	
HBLB Integrity Grant (Fieldforce/cameras)	12,839	12,571	12,839	12,571	12,839	12,571	12,839	12,571	12,839	12,571	12,839	12,571	12,839	0	12,839	12,571	0	0	
Share of sale/claims	0	0	0	0	0	0	0	0	0	0	0	0	0	0	0	0	0	0	
Contribution for fixture transfers	0	0	5,000	5,000	0	0	0	0	0	0	0	0	0	0	0	0	0	0	
<b>Total Raceday Income</b>	<b>275,783</b>	<b>328,825</b>	<b>125,940</b>	<b>137,656</b>	<b>130,179</b>	<b>129,828</b>	<b>204,397</b>	<b>218,607</b>	<b>200,017</b>	<b>184,369</b>	<b>135,650</b>	<b>127,204</b>	<b>121,938</b>	<b>0</b>	<b>181,773</b>	<b>61,511</b>	<b>76,676</b>	<b>46,975</b>	
<b>Raceday Expenditure</b>																			
Officials (including refreshments)	1,700	1,130	1,500	1,106	1,500	1,025	1,500	1,500	1,500	968	1,600	1,600	1,600	0	1,600	0	1,300	1,300	
Owners & Trainers Catering	2,200	2,524	1,800	2,628	1,700	1,526	1,700	2,323	2,000	1,723	1,700	2,200	1,700	0	1,700	0	1,700	1,700	
Raceday Staff	10,000	10,159	2,900	3,093	2,900	2,868	2,900	2,469	2,900	2,528	2,900	2,900	2,900	0	2,900	0	2,900	2,900	
Maintenance Track and Grounds	8,500	8,060	5,100	4,882	5,100	5,405	4,600	4,901	4,600	5,017	5,100	5,500	5,100	0	6,600	4,000	6,000	6,000	
Stables & Accommodation	5,500	4,908	4,000	2,870	3,900	2,702	3,900	4,319	3,900	2,932	3,900	3,900	3,900	0	3,900	0	3,000	2,500	
Racecards	3,800	3,187	2,686	2,460	2,686	2,460	2,973	2,547	2,665	2,489	2,665	2,665	2,665	0	2,665	0	2,500	2,500	
Corp Hosp (Catering/Marquees etc)	7,337	11,632	2,300	4,059	2,665	2,072	7,500	11,818	3,919	3,779	1,585	1,585	1,585	0	3,458	0	0	0	
Sponsorship (Banners/ BTO )	1,300	874	1,300	1,065	1,300	1,044	1,300	929	1,300	937	1,300	1,300	1,300	0	1,300	1,000	0	0	
Marketing	5,800	3,762	0	0	0	0	650	0	0	0	0	0	0	0	0	0	0	0	
Advertising	17,416	20,947	870	200	870	399	8,820	7,561	650	120	650	650	650	0	650	650	0	0	
Police and security	8,800	11,083	2,400	2,723	2,400	2,614	2,400	4,438	2,400	4,438	2,400	2,510	2,400	0	2,400	1,000	2,500	2,200	
Racetech CCTV/Public Address	1,400	1,225	1,400	1,225	1,400	1,225	1,400	1,225	1,400	1,225	1,400	1,225	1,400	0	1,400	1,225	0	0	
Medical / Vets Costs	11,500	13,794	4,500	5,715	4,500	5,937	4,500	5,496	4,500	5,007	4,500	4,804	4,500	0	4,500	2,000	4,500	4,500	
BHA Fixture Licence Fee	4,650	4,734	4,650	4,734	4,650	4,734	4,650	4,734	4,650	4,734	4,650	4,734	4,650	0	4,650	4,734	4,734	4,734	
Appearance Money Payments	0	0	0	0	0	0	0	0	0	0	0	0	0	0	0	0	0	0	
Fixture Rental Fee	11,250	11,250	1,250	1,250	0	0	0	0	0	0	0	0	4,000	0	0	0	0	0	
BHA Fixture Fees ( Field Force etc )	12,839	10,608	12,839	10,608	12,839	10,608	12,839	10,608	12,839	10,608	12,839	10,608	12,839	0	12,839	10,608	10,607	10,607	
Racetech TV coverage (integrity and c	4,400	3,818	4,400	3,818	4,400	3,818	4,400	3,818	4,400	3,818	4,400	3,818	4,400	0	4,400	3,818	3,818	3,818	
HFL Laboratory Costs	0	0	0	0	0	0	0	0	0	0	0	0	0	0	0	0	0	0	
Operational Costs ( Big Screen etc)	52,926	77,965	3,323	2,995	3,323	3,094	3,948	6,513	3,623	6,527	3,583	3,583	3,583	0	3,583	2,000	2,500	3,500	
<b>Total Raceday Expenditure</b>	<b>171,318</b>	<b>201,660</b>	<b>57,218</b>	<b>55,431</b>	<b>56,133</b>	<b>51,531</b>	<b>69,980</b>	<b>75,199</b>	<b>57,246</b>	<b>56,850</b>	<b>55,172</b>	<b>53,582</b>	<b>59,172</b>	<b>0</b>	<b>58,545</b>	<b>31,035</b>	<b>46,059</b>	<b>46,259</b>	
<b>Gross Prize Money</b>	<b>96,000</b>	<b>102,400</b>	<b>39,200</b>	<b>41,411</b>	<b>41,200</b>	<b>38,900</b>	<b>130,000</b>	<b>142,147</b>	<b>112,000</b>	<b>118,606</b>	<b>46,300</b>	<b>42,714</b>	<b>51,000</b>	<b>0</b>	<b>140,600</b>	<b>0</b>	<b>52,400</b>	<b>42,000</b>	
less																			
HBLB General Prize Fund	38,926	36,900	16,699	14,600	19,600	14,100	43,522	46,600	36,440	40,400	18,771	15,600	19,864	0	19,864	0	42,400	37,000	
Prize Money Grants (e.g. Lead Fixture Pa	0	0	0	0	0	0	0	0	5,000	5,000	0	0	0	0	0	0	0	0	
Race Incentive Funding (RIF)	10,475	7,100	4,500	2,400	4,500	2,000	13,975	10,700	16,800	12,800	5,400	2,400	5,400	0	53,700	0	0	0	
HBLB Winter Jump Payment	0	0	0	0	0	0	0	0	0	0	0	0	0	0	0	0	0	0	
Entry Fees	6,700	9,065	2,000	3,213	2,000	2,998	10,000	8,826	6,000	6,100	3,000	3,466	3,000	0	8,000	0	3,847	2,777	
Total Non-Executive	56,101	53,065	23,199	20,213	26,100	19,098	67,497	66,126	64,240	64,300	27,171	21,466	28,264	0	81,564	0	46,247	39,777	
Cost Prize Money to MRC (C-D)	39,899	49,335	16,001	21,198	15,100	19,802	62,503	76,021	47,760	54,306	19,129	21,248	22,736	0	59,036	0	6,153	2,223	
<b>Expenditure plus Prize Money</b>	<b>211,217</b>	<b>250,995</b>	<b>73,219</b>	<b>76,629</b>	<b>71,233</b>	<b>71,333</b>	<b>132,483</b>	<b>151,220</b>	<b>105,006</b>	<b>111,156</b>	<b>74,301</b>	<b>74,830</b>	<b>81,908</b>	<b>0</b>	<b>117,581</b>	<b>31,035</b>	<b>52,212</b>	<b>48,482</b>	
<b>Raceday Profit/ (loss)</b>	<b>64,566</b>	<b>77,830</b>	<b>52,721</b>	<b>61,027</b>	<b>58,946</b>	<b>58,495</b>	<b>71,914</b>	<b>67,387</b>	<b>95,011</b>	<b>73,213</b>	<b>61,349</b>	<b>52,374</b>	<b>40,030</b>	<b>0</b>	<b>64,192</b>	<b>30,476</b>	<b>24,464</b>	<b>-1,507</b>	
<b>Difference</b>		<b>13,264</b>		<b>8,306</b>		<b>-451</b>		<b>-4,527</b>		<b>-21,798</b>		<b>-8,975</b>		<b>-40,030</b>		<b>-33,716</b>			



## MUSSELBURGH RACING ATTENDANCES 2018/19 TO 2019-20

	FIXTURE LIST 2019/20	Paying Public	Comps	Comps	2019/20 Total	Paying Public	Comps	Comps	2018/19 Total	Remarks on changes from 2018-19 to 19-20
			Members Owners Trainers	Kids			Members Owners Trainers	Kids		
Flat	Tuesday 2 April	572	679	17	1,268	Abandoned			-	
Flat	Easter Saturday	4,048	860	641	5,549	2,518	611	282	3,411	Was in March in 2018
Flat	Thursday 2 May	394	461	0	855	514	436	20	970	Was an evening fixture in 2018
Flat	Friday 3 May	1,142	481	22	1,645	1,154	456	17	1,627	
Flat	Monday 13 May	448	496	6	950	0	0	0	-	New fixture 2019
Flat	Saturday 1 June	9,561	867	0	10,428	9,016	1,004	0	10,020	
Flat	Saturday 8 June	0	0	0	-	3,581	790	49	4,420	Not staged in 2019
Flat	Wednesday 3 July	1,013	546	52	1,611	766	528	54	1,348	
Flat	Tuesday 23 July	1,536	648	985	3,169	1,318	400	1,065	2,783	
Flat	Friday 2 August (Eve)	3,150	522	91	3,763	2,247	669	97	3,013	
Flat	Friday 9 August	995	446	98	1,539	1,527	518	105	2,150	
Flat	Tuesday 27 August (Eve)	265	465	23	753	562	498	17	1,077	Moved from Wednesday 29 August 2018
Flat	Wednesday 28 August	706	429	20	1,155	530	409	17	956	Moved from Thursday 30 August 2018
Flat	Friday 6 September (Eve)	1,008	485	17	1,510	1,062	457	8	1,527	
Flat	Saturday 14 September (Twilight)	3,589	690	35	4,314	2,299	759	26	3,084	
Flat	Sunday 29 September	1,808	885	330	3,023	1,220	967	250	2,437	
Flat	Monday 14 October	457	459	65	981	545	507	45	1,097	
Flat	Tuesday 15 October	200	251	32	483	0	0	0	-	Extra Meeting
N/Hunt	Wednesday 6 November	609	532	1	1,142	555	452	5	1,012	
N/Hunt	Monday 25 November	399	458	2	859	462	410	7	879	
N/Hunt	Monday 2 December	Abandoned			-	472	416	7	895	New Fixture
N/Hunt	Monday 9 December	496	456	2	954	474	463	3	940	
N/Hunt	Tuesday 1 January	5,293	588	164	6,120	4,835	701	272	5,808	
N/Hunt	Friday 3 January	662	436	51	1,149	221	389	11	621	
N/Hunt	Friday 17 January	368	433	9	810	Abandoned			-	
N/Hunt	Saturday 1 February	1,395	626	17	2,038	Abandoned			-	
N/Hunt	Sunday 2 February	1,824	482	31	2,337	Abandoned			-	
N/Hunt	Sunday 9 February				-	Abandoned			-	Extra Meeting 2019
N/Hunt	Wednesday 12 February				-	998	358		1,356	
N/Hunt	Tuesday 18th february	112	255	0	367					Extra Meeting 2020
N/Hunt	Wednesday 26 February	249	388	0	637	777	384	0	1,161	
N/Hunt	Thursday 27 February	68	272		340	365	349	0	714	Extra Meeting 2019
N/Hunt	Sunday 8 March	0	0	0	-	504	523	0	1,027	
N/Hunt	Friday 20 March	0	0	0	-	641	571	14	1,226	
	<b>TOTAL</b>	<b>42,367</b>	<b>14,596</b>	<b>2,711</b>	<b>59,749</b>	<b>39,163</b>	<b>14,025</b>	<b>2,371</b>	<b>55,559</b>	



4		Chepstow £52k			Actual	Budget	Actual	FRIDAY 3RD MAY					The Weatherbys Raceday		£32,200.00		
RACE TIMES	AGE	RACE TYPE	Runs 18	Runs 19	Runs 19	RATING	CLASS	DISTANCE	SF	PRIZEMONEY	TPF	Entry	SPONSOR/RACE TITLE	SPONSOR INCOME	RIF	Notes	
1.55	2YO	MAIDEN	7	7	5	OPEN	4	5F	14	£7,000	£7,400	£37	To be Achieved Quest Precision EBF	£0.00		EBF £1k	
2.25	4YO+	HCAP	13	12	12	66-85	4	5F	14	£400 £8,400	£10,000	£44	Core (oil and gas)	£840.00	£900.00		
2.55	3YO+	HCAP	10	10	6	66-85 was 61-80	4	1M1F	14	£8,400 £400	£10,000	£44	The Weatherbys Private Banking	£12,500.00	£900.00	Weatherbys provide Memento for winning owner and BTO £50	
3.25	4YO+	HCAP	8	8	6	76-95 was 46-60	3	1M4F	14	£15,000 £0	£15,000	£75	Jackson Boyd - more than just	£1,680.00	£0.00		
4.00	3YO	HCAP	9	9	5	61-80	4	7F	12	£8,400 £400	£10,000	£44	Weatherbys Private Banking	£12,500.00	£900.00	Weatherbys provide Memento for winning owner and BTO £50	
4.35	4YO+	HCAP	11	10	8	61-75	5	7F	12	£5,400 £400	£7,000	£29	Calum Logan - Happy 30th Birthday Race	£840.00	£900.00		
5.10	4YO+	HCAP	11	11	11	46-60	6	1M6F	14	£4,400 £400	£6,000	£24	Central Taxis App	£840.00	£900.00		
			69	67	53					£351 £59,751	£65,400			£31,040.00	£5,400.00		
5		NEWCASTLE (EVE)			Actual	Budget	Actual	MONDAY 13TH MAY					The Goliath Cup Raceday supporting Racing Welfare's Mental Health Awareness Week		£2,000.00		
RACE TIMES	AGE	RACE TYPE	Runs 18	Runs 19	Runs 19	RATING	CLASS	DISTANCE	SF	PRIZEMONEY	TPF	Entry	SPONSOR/RACE TITLE	SPONSOR INCOME	RIF	Notes	
2.00	3YO+	MAIDEN AUCTION	10	10	6	Max 20,000	6	1M1F	14	£5,000 £0	£5,000	£25	Musselburgh Racecourse is supporting Mental Health Awareness Week		£900.00		
2.30	4YO+	HCAP	11	11	12	46-55	6	5F	14	£4,400 £400	£6,000	£24	Racing Welfare Mental Health First Aid Training		£900.00		
3.05	4YO+	HCAP	6	6	7	71-90	3	7F	12	£13,000 £596	£13,596	£68	Alzheimer Scotland		£1,500.00		
3.35	4YO+	HCAP	10	10	5	0-90	3	1M6F	14	£15,000 £176	£14,825	£74	Racing Welfare #mentalhealthawarenessweek Goliath Cup The Goliath Cup (A Handicap) (Class 3)		£3,000.00		
4.10	4YO+	HCAP	9	9	22	46-60	6	7F	12	£4,400 £400	£6,000	£24	#BeBodyKind		£900.00		
4.40	3YO	HCAP	7	7	8	46-65	6	5F	14	£4,400 £400	£6,000	£24	Racing Welfare Supporting Racing's Workforce		£900.00		
5.10	4YO+	HCAP	8	8	8	46-60	6	2M	14	£4,400 £400	£6,000	£24	Start a conversation on Mental Health		£900.00		
			61	61	68					£4,800 £57,420.00	£5,000 £62,420			£0.00	£9,000.00		
6		NEWCASTLE (EVE)			Actual	Budget	Actual	SATURDAY 1ST JUNE					The Stobo Castle Ladies Day		£35,000.00		NO STALLS TESTS OR DIVIDED RACES
RACE TIMES	AGE	RACE TYPE	Runs 18	Runs 19	Runs 19	RATING	CLASS	DISTANCE	SF	PRIZEMONEY	TPF	Entry	SPONSOR/RACE TITLE	SPONSOR INCOME	RIF	Notes	
1.40	2YO	CONDITIONS	7	6	3	OPEN	2	5F	14	£20,666 -£1,632	£19,034	£100	EBF stallions.com Edinburgh Castle Stakes (A Conditions Race) The Edinburgh Castle Stakes (A Conditions Race) (Class 2)	£5,000.00	£4,950.00	EBF £5k - EBF sole sponsor. £300 Appearance Money guarantee to 8th place.	
2.15	4YO+	HCAP Review	11	11	7	61-80	4	1M1F 7F or 1M?	14	£7,900 £900	£10,000	£44	Pace Yourself To Go The Distance		£0.00	£900.00	
2.50	3YO	HCAP	6	8	9	71-90	3	7F	14	£20,000 £0	£20,000	£90	The Madeleine Cup	£5,000.00	£0.00	Trophy	
3.25	3YO	HCAP	10	10	9	0-90	3	1M4F	14	£25,607 £0	£25,607	£125	The Gaylor Winyard	£5,000.00	£0.00	Trophy	
4.00	3YO+	FILLIES' & MARES LISTED	10	10	8	WFA	1	7F	12	£40,600 £0	£40,600	£200	The Stobo Castle Ladies Day Gold Cup (registered as The Maggie Dickson Fillies' Stakes) (Class 1)	£10,000.00	£14,063.00	Branded no cloths - need to invoice Stobo for £250 + VAT, BIG GOLD CUP Invoiced 13/4/18	
4.30	DERBY									£0					£0.00		
4.55	4YO+	HCAP	9	12	7	71-90	3	5F	14	£20,000 £0	£20,000	£100	The McGladery and Friends	£3,000.00	£0.00		
5.30	4YO+	LADY RIDERS PROAM HCAP	8	8	9	61-80	4	1M6F	14	£7,900 £900	£10,000	£44	Silk Series Edinburgh Gin		£0.00	Trophies for OWNER, TRAINER & JOCKEY being sent. The Silk Series - £2.5k sponsorship wld go straight to charity	
			61	65	52					-365 £142,476	£145,241			£15,000.00	£1,500.00		
														£43,000.00	£22,313.00		

7 RACE TIMES	AGE	Thirsk RACE TYPE	Actual Runs 18	Budget Runs 19	Actual Runs 19	WEDNESDAY 3RD JULY						The ROA Raceday			
						RATING	CLASS	DISTANCE	PRIZEMONEY	TPF	Entry	SPONSOR/RACE TITLE	SPONSOR INCOME	RIF	Notes
												To be Achieved	£5,500.00		
												Rewarding Ownership with The Racehorse Owners Association	£0.00		
2.00	3YO	H'CAP	9	9	9	46-60	6	5F	14	£4,400	£6,000	£24		£400	
										£400					
2.30	2YO	NOVICE MED AUC	5	5	5	30.000	5	5F	14	£5,600	£6,000	£30	ROA British Stallion Studs EBF Median Auction Novice Stakes	£1,500.00	EBF £1.5k
										£400				£400	
3.00	4YO+	H'CAP	8	8	13	46-60	6	2M	14	£4,400	£6,000	£24	ROA Owners Jackpot		£400
										£400					
3.30	3YO+	H'CAP	8	8	8	71-90	3	7F	12	£13,000	£12,948	£24	ROA Rewards Members	£4,000.00	
										-£52				£400	
4.00	4YO+	H'CAP	7	7	21	46-60	6	1M	14	£4,400	£6,000	£24	Benefits For ROA Members at roa.co.uk		£400
										£400					
4.30	4YO+	SELLER	6	6	5	Claim 12k	5	5F	14	£5,400	£7,000	£29	FRIDGE SPARES WHOLESALE	£460.00	£400
										£400					
5.00	4YO+	H'CAP	8	8	10	46-60	6	1M4F	14	£4,400	£6,000	£24	ROA: A voice for Racehorse Owners		£400
										£400					£400
										£4,800	£6,000				£0.00
			51	51	71					£48,748	£55,948			£5,960.00	£2,800.00
		Chelmsford High Value (eve)													
8 RACE TIMES	AGE	THIRSK (AFT) RACE TYPE	Actual Runs 18	Budget Runs 19	Actual Runs 19	TUESDAY 23RD JULY						The Lucas Ice Cream Family Raceday			
						RATING	CLASS	DISTANCE	PRIZEMONEY	TPF	Entry	SPONSOR/RACE TITLE	SPONSOR INCOME	RIF	Notes
												To be Achieved	£7,578.00		
												Like Racing TV on Facebook	£0.00		£2187.50 sponsorship moved from feb then 5th April following abandonments
2.00	3YO	H'CAP	8	8	9	46-65	6	1M	14	£4,400	£6,000	£24		£400	
										£400					
2.30	2YO	MAIDEN	5	5	9	OPEN	4	7F	12	£6,500	£6,900	£35	Irish Stallion Farms EBF Maiden Stakes	£0.00	EBF £0k Honest Toun to Present
										£400				£400	
3.00	3YO+	H'CAP	6	8	10	56-75	5	7F	12	£5,400	£7,000	£29	Follow @racingtv on Twitter		£400
										£400					
3.30	2YO	H'CAP	9	9	8	0-85	4	5F	14	£10,400	£12,000	£54	Join Racing TV Now		£400
										£400					
4.00	3YO+	H'CAP	6	8	11	51-65	6	5F	14	£4,400	£6,000	£24	racingtv.com		£400
										£400					
4.30	4YO+	H'CAP	5	6	13	46-60	6	1M6F	14	£4,400	£6,000	£24	Watch racing TV Now		£400
										£400					
5.00	3YO+	WFA	9	9	13	0-50	6	5F	14	£4,400	£6,000	£24	Every Race Live on Racing TV		£400
										£400					
			48	53	73					£42,700	£49,900			£0.00	£2,800.00
9 RACE TIMES	AGE	THIRSK (AFT) RACE TYPE	Actual Runs 18	Budget Runs 19	Actual Runs 19	FRIDAY 2ND AUGUST (eve)						The Sponsor Raceday			
						RATING	CLASS	DISTANCE	PRIZEMONEY	TPF	Entry	SPONSOR/RACE TITLE	SPONSOR INCOME	RIF	Notes
												To be Achieved	£7,200.00		
												Irish Stallion Farms EBF Median Auction Novice Stakes	£0.00		EBF £1.5k - TBC (Make sure it is Irish Stallion Studs Advert)
5.30	2YO	NOVICE MED AUC	6	6	5	30.000	5	7F	12	£5,600	£6,000	£30		£1,500.00	£400
										£400					
6.00	4YO+	H'CAP	9	9	12	56-75	5	7F	12	£5,400	£7,000	£29	Bernard Hunter Mobile Cranes	£840.00	£400
										£400					
6.35	2YO	NURSERY H'CAP	6	6	8	0-65	6	5F	14	£4,400	£6,000	£24	Like racing TV on Facebook		£400
										£400					
7.10	3YO+	H'CAP	6	8	7	71-90	3	5F	14	£13,000	£13,000	£65	Geoheqans	£2,520.00	£1,200.00
										£0					£0.00
7.40	3YO	H'CAP	8	8	6	56-75	5	7F	14	£5,400	£7,000	£29	Atholl Duncan and Friends	£840.00	£400
										£400					
8.10	3YO+	H'CAP	9	9	9	46-65	6	5F	14	£4,400	£6,000	£24	Join Racing TV Now		£400
										£400					
8.40	4YO+	AMATEUR RIDERS' H'CAP	11	11	9	51-70	5	1M5F	14	£5,400	£7,000	£29	Every Race Live on Racing TV		£400
										£400					
			55	57	56					£46,000	£45,000			£5,700.00	£3,600.00

10		HAYDOCK (EVE)	Actual Runs 18	Budget Runs 19	Actual Runs 19	FRIDAY 9TH AUGUST						The Sponsor Archerfield Cup Raceday	£10,840.00			
FIRST RACE	AGE	RACE TYPE				RATING	CLASS	DISTANCE	SF	PRIZEMONEY	TPF	Entry	SPONSOR/RACE TITLE	SPONSOR INCOME	RIF	Notes
2.10	3YO+	H'CAP	8	8	7	51-70	5	1M1F	14	£6,900	£8,500	£37	To be Achieved Barn Construction Ltd	£0.00 £840.00		
										£400					£400	
2.40	2YO	CONDITIONS RACE	4	5	4	OPEN	3	5F	14	£13,000	£13,000	£65	EBF Conditions Stakes	£5,000.00	£2,060.00	EBF £5K - EBF FIRST IN RACE TITLE AND SOLE
										£0					£0.00	
3.10	3YO+	H'CAP	7	8	5	61-80	4	5F	14	£8,400	£10,000	£44	Watermans	£1,680.00		
										£400					£400	
3.40	4YO+	H'CAP	5	7	6	76-95	3	1M6F	14	£20,000	£20,000	£100	GLENRATH FARMS Archerfield Cup The Archerfield Cup	£1,680.00	£2,500.00	Perpetual trophy (To be ordered replica claret jug for owner to give away)
										£0					£0.00	
4.10	3YO+	H'CAP	6	8	8	61-80	4	7F	12	£8,400	£10,000	£44	Edgen Murray	£840.00		
										£400					£400	
4.40	3YO+	H'CAP	5	7	6	46-60	6	5F	12	£4,400	£6,000	£24	Racino TV	£0.00		
										£400					£400	
5.15	3YO+	H'CAP	10	10	7	46-60	6	1M4F	14	£5,400	£7,000	£29	Miller Homes Limited	£840.00		
										£400					£400	
			45	53	43						-455					
										£68,045	£74,500			£10,880.00	£6,560.00	
11			Actual Runs 18	Budget Runs 19	Actual Runs 19	TUESDAY 27TH AUGUST (eve)						The Sponsor Raceday	£2,505.00			
RACE TIMES	AGE	RACE TYPE				RATING	CLASS	DISTANCE	SF	PRIZEMONEY	TPF	Entry	SPONSOR/RACE TITLE	SPONSOR INCOME	RIF	Notes
5.00	2YO	FILLIES MAIDEN AUCTION was supposed to be a seller	6	6	4	Claim 12k	6	7F	12	£4,400	£4,800	£24	Watch RacingTV Now			
										£400					£400	
5.30	2YO	NURSERY	8	8	7	0-65	6	7F	12	£4,400	£6,000	£24	Like RacingTV on Facebook			
										£400					£400	
6.00	4YO+	H'CAP	5	7	11	46-60	6	7F	12	£3,900	£5,500	£22	Magners GB	£450.00		
										£400					£400	
6.30	4YO+	H'CAP	10	10	9	51-70	5	1M1F	14	£5,400	£7,000	£29	Booqie in the Morning	£2,000.00		
										£400					£400	
7.00	4YO+	H'CAP	9	9	12	46-55	6	5F	14	£3,900	£5,500	£22	Watch Racing TV Now			
										£400					£400	
7.30	3YO	H'CAP	10	10	11	46-60	6	7F	12	£3,900	£5,500	£22	Follow @racingtv On Twitter			
										£400					£400	
8.00	4YO+	H'CAP	6	7	7	66-85	4	1M4F	14	£8,400	£10,000	£44				
										£400					£400	
			54	57	61						£37,100	£44,300			£2,450	£2,800
12		Lingfield £37.75k Catterick £39.5k	Actual Runs 18	Budget Runs 19	Actual Runs 19	WEDNESDAY 28TH AUGUST						The Max Recycle Raceday	£6,233.00			
RACE TIMES	AGE	RACE TYPE				RATING	CLASS	DISTANCE	SF	PRIZEMONEY	TPF	Entry	SPONSOR/RACE TITLE	SPONSOR INCOME	RIF	Notes
1.50	2YO	MAIDEN	9	8	12	OPEN	4	7F	12	£6,700	£7,100	£36	To be Achieved French Duncan Bibby Financial British Stallion Studs EBF	£1,460.00		EBF £1k
										£400					£400	
2.20	3YO+	H'CAP	9	8	10	66-85	4	5F	14	£8,400	£10,000	£44	Dorothea Hawthorne	£1,566.00		
										£400					£400	
2.50	3YO	H'CAP	10	10	9	46-65	6	5F	14	£4,400	£6,000	£24	Catherine and Charlotte Roache	£1,566.00		
										£400					£400	
3.20	3YO+	FILLIES' & MARES' H'CAP RR TBC CONDITIONS	6	6	8	61-80	4	7F	12	£10,900	£12,500	£57	EBF Stallions Winners	£4,000.00		EBF £4K - EBF EXCLUSIVE RACE TITLE
										£400					£400	
3.50	3YO	H'CAP	9	9	9	46-65	6	1M1F	14	£4,400	£6,000	£24	AJUA The Scottish Cambridgeshire	£460.00		
										£400					£400	
4.20	4YO+	H'CAP	9	9	8	46-65	6	2M2F	14	£4,400	£6,000	£24	Wetherbys The Scottish Cesarewitch	£1,725.00		
										£400					£400	
4.55	3YO	H'CAP	8	8	6	51-70	5	1M4F	14	£4,900	£6,500	£27	Mr and Mrs Smith	£1,566.00		
										£400					£400	
			60	58	62						£46,900	£54,100			£12,343.00	£2,800.00

13 RACE TIMES		AGE	RACE TYPE	Actual Runs 18	Budget Runs 19	Actual Runs 19	RATING	CLASS	DISTANCE	SF	PRIZEMONEY	TPF	Entry	The Sponsor Raceday	£4,620.00	SPONSOR INCOME	RIF	Notes
4.25	3YO+		HCAP	8	8	6	61-75	5	5F	14	£4,900	£6,500	£27	To be Achieved Donaldson Timber Engineering	£0.00	£840.00		
			Replace with a 7/9f c6								£400						£400	
5.00	4YO+		HCAP	12	12	9	51-70	5	1M6F	14	£4,900	£6,500	£27	CALA Homes (East) Ltd	£840.00			£400
											£400							
5.30	2YO		NOVICE AUCTION	9	9	5	25000 1lb/5k	5	7F	12	£5,100	£5,500	£28	British Stallion Studs EBF	£0.00			EBF £0k
											£400							£400
6.00	3YO+		HCAP	7	7	8	66-80	4	7F	12	£8,400	£10,000	£44	St Andrews Timber and Building Supplies	£2,000.00			
											£400							£400
6.30	3YO+		HCAP	12	12	12	46-60	6	5F	14	£3,900	£5,500	£22	Join RacingTV Now				£400
											£400							£400
7.00	3YO+		HCAP	8	8	14	46-65	6	1M	14	£4,400	£6,000	£24	Keyline Civils Specialists	£840.00			
			Go 7/9f?					was 5			£400							£400
7.30	3YO		HCAP	8	8	7	46-65	6	1M4F	14	£4,400	£6,000	£24	Every Race Live on RacingTV				Was made 3yo only by BHA! Go 3yo+
	3YO+		N'castle 4+ 12f c6								£400							£400
											£500							
				64	64	61					£39,300	£46,000				£4,520.00	£2,800.00	
15 RACE TIMES		AGE	RACE TYPE	Actual Runs 18	Budget Runs 19	Actual Runs 19	RATING	CLASS	DISTANCE	SF	PRIZEMONEY	TPF	Entry	The Sponsor Edinburgh Cup Raceday	£8,500.00	SPONSOR INCOME	RIF	Notes
4.05	2YO		NURSERY	10	10	11	0-65	6	5F	17	£4,400	£6,400	£24	To be Achieved Join Racing TV Now	£0.00			
											£400							£400
4.40	3YO		HCAP	7	7	10	71-90	3	2M	17	£40,800	£40,800	£204	The Pommery Champagne Edinburgh Cup (A handicap) (Class 3)			£13,400.00	£2.7k RIF + £10.0k Dev Fund. PM to 6th and AM to 8th. Simon Watts
								was 1M6F			£0			The Pommery Champagne Edinburgh Cup (A handicap) (Class 3)	£2,500.00	£0.00		
5.15	3YO+		HCAP	24	12	22	46-60	6	7F	12	£4,400	£6,400	£24	JMC Healthcare	£460.00			£400
											£400							
5.45	2YO		FILLIES CONDITIONS	4	4	8	OPEN	3	5F	17	£14,145	£14,945	£75	EBF	£5,000.00	£2,760.00		EBF £5k - EBF FIRST IN RACE TITLE AND SOLE SPONSOR IF POSSIBLE. £300 Appearance Money guarantee to 8th place.
											£800							£0.00
6.15	4YO+		HCAP	6	8	11	66-80	4	1M	14	£8,400	£10,400	£44	Max's 21st	£460.00			£400
			Deleted Fillies				was 85				£400							
6.45	3YO		HCAP	8	8	12	61-80	4	1M1F	14	£10,400	£12,400	£54	Your Convevancer	£1,500.00			
											£400							£400
7.15	3YO+		HCAP	9	9	13	46-55	6	5F	17	£4,400	£6,400	£24	Lothian DAF	£920.00			£400
							was 65				£400							
				68	58	87					£4,800	£6,000						
											£94,545	£103,745				£10,840.00	£18,160.00	
15 RACE TIMES		AGE	RACE TYPE	Actual Runs 18	Budget Runs 19	Actual Runs 19	RATING	CLASS	DISTANCE	SF	PRIZEMONEY	TPF	Entry	The Sponsored Honest Toun Family Raceday	£12,000.00	SPONSOR INCOME	RIF	Notes
			Pony Racing															
2.10	2YO		NOVICE	5	7	6	OPEN	4	7F	12	£6,700	£7,100	£36	To be Achieved Irish Stallion Farms EBF	£0.00	£1,000.00		EBF £1k
								was 1M1F			£400							£400
2.40	2YO		NURSERY	9	9	9	0-65	6	5F	14	£4,100	£6,000	£23	Every Race Live on RacingTV	£0.00			£400
											£400							
3.15	3YO+		FILLIES' & MARES' HCAP	7	10	8	76-95	3	1M	14	£25,000	£25,000	£125	Irish Stallion Farms EBF Scottish Premier Fillies' Handicap	£10,000.00		£1,800.00	EBF £10k - EBF EXCLUSIVE RACE TITLE
											£0							
3.45	3YO+		HCAP	8	8	7	66-80	4	5F	14	£8,100	£10,000	£43	The Virgin Media Oomph Handicap Stakes	£3,000.00			
			Deleted Confined					was 5			£400							£400
4.20	3YO+		HCAP	7	8	14	46-55	6	5F	14	£4,100	£6,000	£23	The Royal Scots Club				
			deleted apprentices clash with Catterick					was 60			£400							£400
4.55	3YO+		HCAP	7	10	9	51-70	5	1M	14	£5,100	£7,000	£28	The Royal Regiment of Scotland	£0.00			Royal Scots Perpetual Trophy
			was 3					was 4	was 7f		£400							£400
5.25	3YO+		HCAP	5	8	18	46-60	6	1M4F	14	£4,100	£6,000	£23	LG Pharmacy Lynn's Last Gallop	£550.00			£400
								was 5	was 1M6F		£400							£400.00
				48	60	71					£4,500	£6,000						£400.00
											£64,100	£73,100				£14,550.00	£4,600.00	





JUMP 2019-20																													
17														Nottingham £52k		Actual	Budget	Actual	WEDNESDAY 6TH NOVEMBER						7				
RACE TIMES	AGE	RACE TYPE	Runs 18	Runs 19	Runs 19	RATING	CLASS	DISTANCE	SF	PRIZEMONEY	TPF	Entry	SPONSOR/RACE TITLE		SPONSOR INCOME	RIF	Notes												
12.45		Potential Division												To be Achieved	£0.00			budget was set at £5 when on course bookmakers wld normally be contributing but moved to 7th											
1.15	4YO+	NOV HRDLE	5	8	13	WFA	4	2M	14	£5,600 £400	£6,000	£30	Congraulations Gerry - back to back champion				£2,000.00												
1.50	4YO+	NOV H'CAP CHASE No 3m h'cap chase till Dec	8	8	10	0-105	4	2M4F	13	£6,200 £400	£8,000	£33	ESPC				£400 £500.00												
2.25	3YO	JUVENILE MAIDEN HRDLE	6	6	5	OPEN	4	2M	14	£5,400 £400	£7,200	£29	Jeffery Associates				£400 £460.00												
3.00	4YO+	H'CAP HRDLE VOID RACE 2019	9	8	9	0-120	4	3M	15	£0 £0	£0	£0	Ken McGarrity Racing supports the IJF				£2,000.00												
3.30	4YO+	H'CAP CHASE	6	8	9	0-105	4	2M	14	£6,200 £400	£8,000	£33	Johnnie Delta Racing				£1,000.00												
4.00	4YO+	H'CAP HRDLE	NA	8	18	0-120	4	2M	14	£8,200 £400	£10,000	£43	Irish Thoroughbred Marketing				£1500. £2000 to the winning owner - ROA Scheme PLUS 2000 Euro voucher redeemable at any Irish Bloodstock sale												
			34	46	64					£8,600 £42,200	£10,000 £49,200				£2,000.00 £2,000	£400 £2,400	Trophies for winning Owner, Trainer, Jockey from ITM												
18														Ludlow £69.5k		Actual	Budget	Actual	MONDAY 25TH NOVEMBER						6				
RACE TIMES	AGE	RACE TYPE	Runs 18	Runs 19	Runs 19	RATING	CLASS	DISTANCE	SF	PRIZEMONEY	TPF	Entry	SPONSOR/RACE TITLE		SPONSOR INCOME	RIF	Notes												
12.15		Potential Division												To be Achieved	£0.00														
12.45	4YO+	MARES' ONLY NOVICES' HRDLE	7	7	12	WFA	4	2M	14	£5,600 £400	£6,000	£30	Racing to School thanks Morag				£400												
1.20	4YO+	NOV H'CAP CHASE	7	7	6	0-120	4	2M4F	13	£6,200 £400	£8,000	£33	racingtv.com				£400												
1.55	4YO+	H'CAP HRDLE was a nov h'cap	9	9	11	0-115 was 0-120	4	2M3F	14	£6,200 £400	£8,000	£33	Border Safeguard Fire and Security Experts		£840.00		£400												
2.25	4YO+	H'CAP CHASE	6	6	8	0-115	4	2M	14	£8,200 £400	£10,000	£43	The Saltire Festival		£0.00		£400												
3.00	3YO+	HANDICAP HRDLE Was an Open NHF	5	8	13	0-115	4	2M	14	£6,200 £400	£8,000	£33	Follow @racing_uk On Twitter Now				£400												
3.30	4YO+	H'CAP HRDLE	13	13	10	0-100	5	3M	15	£4,200 £400	£6,000	£23	Join Racing TV				£400												
			47	50	60					£39,000	£46,000				£840.00	£2,400.00													
19														Plumpton £54.5k		Actual	Budget	Actual	MONDAY 2ND DECEMBER						6				
RACE TIMES	AGE	RACE TYPE	Runs 18	Runs 19	Runs 19	RATING	CLASS	DISTANCE	SF	PRIZEMONEY	TPF	Entry	SPONSOR/RACE TITLE		SPONSOR INCOME	RIF	Notes												
12.15	4YO+	NOVICE HDLE	5	7		WFA	4	2M	14	£5,400 £400	£5,800	£29	racingtv.com		£0.00 £0.00		£400												
12.45	4YO+	MARES ONLY H'CAP HRDLE was 3m maiden hrdle	5	7		0-110	4	2M	14	£5,600 £400	£7,200	£30	Every race Live At Racing TV				£400												
1.15	4YO+	NOV H'CAP CHASE	9	9		0-105	4	3M	13	£6,200 £400	£8,000	£33	Introducing Racing TV				£400												
1.45	3YO+	COND'N JOCS H'CAP HRDLE	11	11		0-100	5	2M	15	£3,900 £400	£5,700	£22	Like Racing TV on Facebook				£400												
2.15	3YO+	H'CAP HRDLE	6	8		0-105 was 110	4	2M4F	13	£5,400 £400	£7,200	£29	racingtv.com				£400												
2.45	4YO+	H'CAP CHASE	5	8		0-110 was 115	4	2M4F	13	£8,200 £400	£10,000	£43	Get So Much More With Racing TV				£400												
3.15	4-6YO	OPEN NHF	4	6		WFA was 5	4	2M	15	£5,000 £0	£5,000	£25	Visit racingtv.com				£0												
			45	56	0		Abandoned			-£2100 £0	£48,900				£0.00	-£2,400 £0.00	ABANDONED												

20		Fontwell £38k	Actual Runs 18	Budget Runs 19	Actual Runs 19	MONDAY 9TH DECEMBER						7	The Sponsor Raceday	£1,560.00		
RACE TIMES	AGE	RACE TYPE				RATING	CLASS	DISTANCE	SF	PRIZEMONEY	TPF	Entry	SPONSOR/RACE TITLE	SPONSOR INCOME	RIF	Notes
12.15	4YO+	COND'N JOCS H'CAP HDLE	8	10	10	0-120	4	2M4F	15	£6,200 £400	£8,000	£33	To be Achieved racingtv.com	£0.00		
12.45	4YO+	EBF NH MAIDEN HDLE (Qualifier)	6	6	11	WFA	4	2M	14	£5,600 £400	£6,000	£30	British Stallion Studs EBF Maiden NH Hurdle Qualifier	£1,000.00	£400	EBF 1k
1.15	4YO+	NOV H'CAP CHASE	7	8	8	0-120	4	2M6F	13	£6,200 £400	£8,000	£33	Visit racingtv.com		£400	
1.45	4YO+	H'CAP CHASE	7	6	6	0-120	4	2M	14	£8,200 £400	£10,000	£43	Introducing racing TV		£400	
2.15	3YO	INTRO JUV NOV HDLE	8	7	8	WFA	2	2M	14	£17,000 £0	£17,000	£85	Every Race Live On Racing TV		£8,000	£3k RIF and £5k DF
2.45	4YO+	H'CAP HRDLE	10	8	7	0-130	3	3M	15	£10,200 £400	£12,000	£53	Like Racing TV On Facebook		£400	
3.15	4YO+	H'CAP CHASE	7	7	11	0-110	4	3M	14	£6,700 £400	£8,500	£36	Racing TV Profits Returned To Racing		£400	
										£703					£400	
			53	52	61					£63,203	£69,500			£1,000.00	£10,400	
21		Cheltenham	Actual Runs 19	Budget Runs 20	Actual Runs 20	MONDAY 1ST JANUARY						6	The Betway New Years Day	£20,000.00		
RACE TIMES	AGE	RACE TYPE				RATING	CLASS	DISTANCE	SF	PRIZEMONEY	TPF	Entry	SPONSOR/RACE TITLE	SPONSOR INCOME	RIF	Notes
12.30	4YO	JUV NOV HURDLE	6	6	8	WFA	4	2M	14	£6,200 £400	£8,000	£33	To be Achieved Betway First Foot	£0		
12.40	4YO+	H'CAP HDLE	9	9	6	0-140	3	3M	15	£18,200 £400	£20,000	£93	The First Foot Juvenile Novices' Hurdle (Class 3) Betway Hair of the Dog	£5,000	£400	
1.40	5YO+	H'CAP CHASE	6	7	14	0-145	2	2M4F	14	£30,000 £0	£30,000	£150	The Hair of the Dog Handicap Hurdle (Class 3) Betway Auld Reekie	£5,000	£3,000	
2.15	4YO+	H'CAP HDLE	7	8	11	OPEN	2	2M	15	£30,000 £0	£30,000	FREE	The Auld Reekie Handicap Chase (Class 2) Betway Hogmaneigh	£5,000	£2,500	
2.20	4YO+	H'CAP HDLE	9	9	12	0-110	4	2M3F	15	£8,200 £400	£10,000	£43	The Hogmaneigh Handicap Hurdle (Class 2) Betway Heed your Hunch	£5,000	£0	
3.25	5YO+	H'CAP CHASE	6	7	9	0-115 was 0-120	4	3M	13	£8,200 £400	£10,000	£43	Betway Casino	£0	£400	
			43	46	60					£102,400	£108,000			£20,000.00	£7,100.00	
15		Track Hereford	Actual Runs 19	Budget Runs 20	Actual Runs 20	FRIDAY 3RD JANUARY						6	The Betway Raceday	£1,000.00		
RACE TIMES	AGE	RACE TYPE				RATING	CLASS	DISTANCE	SF	PRIZEMONEY	TPF	Entry	SPONSOR/RACE TITLE	SPONSOR INCOME	RIF	Notes
12.50	4YO+	MAIDEN HDLE NOVICE?	11	10	7	WFA	4	3M was 2M3F	14	£5,600 £400	£6,000	£30	To be Achieved Betway Maiden Hurdle	£0.00	£400	
1.20	5YO+	NOV H'CAP CHASE	6	6	10	0-105 was 0-120	4	2M4F	14	£6,200 £400	£8,000	£33	Betway Novice Handicap Chase		£400	
1.55	4YO+	H'CAP HDLE	12	12	19	0-100 was 0-105	5	2M	15	£4,200 £400	£6,000	£23	Betway Heed Your Hunch Handicap Hurdle		£400	
2.25	4YO+	H'CAP HDLE	8	8	8	0-120	4	3M	15	£8,200 £400	£10,000	£43	Betway Handicap Hurdle		£400	
3.00	5YO+	BEGINNERS' CHASE Earlier in the card	5	5	3	OPEN was 0-135	4	2M6F was 2M	14	£6,200 £400	£8,000	£33	Betway Handicap Chase		£400	EB - Perpetual bronze ( Contact Jane Gillies to present)
3.25	4YO+	OPEN NH FLAT	9	9	10	WFA	4	2M	14	£5,000 -£315	£4,685	£23	Betway Open NH Flat Race		£400	
			51	50	57					£4,326	£42,685			£0.00	£2,400	

Track Chep'w £40.5k Ling £39k													FRIDAY 17TH JANUARY				6		The Betway Rabbin Burns Day Raceday		
RACE TIMES	AGE	RACE TYPE	Actual Runs 19	Budget Runs 20	Actual Runs 20	RATING	CLASS	DISTANCE	SF	PRIZEMONEY	TPF	Entry	SPONSOR/RACE TITLE	SPONSOR INCOME	RIF	Notes					
1.20	4YO+	H'CAP HDLE	0	8	11	0-115 was 0-105	4	2M3F	15	£5,700 £400	£7,500	£31	To be Achieved Betway Heed Your Hunch	£0.00							
1.55	5YO+	NOV H'CAP CHASE	0	10	7	0-105 was 0-120	4	2M7F	14	£6,200 £400	£8,000	£33	Betway Novice Handicap Chase		£400						
2.25	4YO+	MARES NOV HDLE	0	7	8	WFA	4	2M	14	£5,600 £400	£6,000	£30	Betway Cosmic Case Mares' Only Novices Hurdle (Class 5) The Cosmic Case Mares' Only Novices Hurdle (Class 5)		£400						
3.00	4YO+	H'CAP HDLE	0	7	8	0-130	3	2M	15	£9,700 £400	£11,500	£51	Betway Handicap Hurdle		£400						
3.30	4YO+	H'CAP CHASE	0	7	9	0-100	5	2M4F	14	£4,700 £400	£6,500	£26	Betway Handicap Chase		£400						
4.00	4YO+	OPEN NH FLAT	0	8	7	WFA	4	2M	14	£5,000 £0	£5,000	£25	Betway Open NH Flat Chase		£0						
			0	47	50					£38,900	£44,500			£0.00	£2,000.00						
Sand'n & Weth'y & Leopd'n													SATURDAY 1ST FEBRUARY				7		The bet365 Edinburgh National Raceday		
RACE TIMES	AGE	RACE TYPE	Actual Runs 19	Budget Runs 20	Actual Runs 20	RATING	CLASS	DISTANCE	SF	PRIZEMONEY	TPF	Entry	SPONSOR/RACE TITLE	SPONSOR INCOME	RIF	Notes					
12.57	5YO+	NOVICE CHASE	0	5	3	WFA	3	2M4F	13	£11,200 £400	£13,000	£58	To be Achieved bet365 Frodon Novices' Chase (Class 3) The Frodon Novices' Chase (Class 3)	£0.00	£2,000	£0					
1.31	4YO+	VETERANS' CHASE	0	12	9	0-125	3	2M6F	14	£15,700 £400	£17,500	£81	bet365 Auld Yin Veterans' Handicap Chase The Auld Yin Chase (Class 3)		£800	£0					
2.05 ITV4	4YO+	H'CAP HDLE Free Entry for horses rated <130	0	8	9	OPEN	2	2M	15	£35,000 £0	£35,000	FREE	bet365 Scottish County Handicap Hurdle (Class 2) The Scottish County Handicap Hurdle (Class 2)	£0.00	£3,000	Sponsored numbercloths and rug					
2.45	5YO+	H'CAP CHASE	0	6	10	0-140	3	2M	14	£20,400 £0	£20,400	£102	bet365 Scottish Champion Handicap Chase (Class 3) (For The Bowes-Lyon Trophy) The Scottish Champion Handicap Chase (Class 2) (For The Bowes-Lyon Trophy)	£0.00	£800	Bowes-Lyon perpetual trophy					
3.15 ITV4	5YO+	H'CAP CHASE	0	14	10	0-150	2	4M	16	£45,000 £0	£45,000	£225	bet365 Edinburgh National Handicap Chase (Class 2) The Edinburgh National Handicap Chase (Class 2)	£20,000.00	£2,500	Sponsored numbercloths and rug					
3.52	5YO+	H'CAP HDLE	0	12	13	0-115	4	2M	15	£8,200 £400	£10,000	£43	bet365	£0.00	£400						
4.26	5YO+	OPEN HUNTERS' CHASE	0	6	7	WFA	4	3M2F	14	£6,000 £0	£6,000	£30	bet365 Scottish Foxhunters' Steeple Chase (Class 3) The Scottish Foxhunters' Steeple Chase (Class 3)	£0.00	£0						
			0	63	61					£553 £142,147	£146,900			£20,000.00	£9,900.00						
Leopardstown													SUNDAY 2ND FEBRUARY				7		The Bet365 Scottish Cheltenham Trials Day		
RACE TIMES	AGE	RACE TYPE	Actual Runs 19	Budget Runs 20	Actual Runs 20	RATING	CLASS	DISTANCE	SF	PRIZEMONEY	TPF	Entry	SPONSOR/RACE TITLE	SPONSOR INCOME	RIF	Notes					
1.15	4YO+	NOVICES' H'CAP CHASE	0	8	6	0-120	4	3M was 2M4F	14	£7,800 £400	£10,000	£41	bet365	£0.00	£400						
1.45	4YO	JUV HURDLE (LISTED)	0	5	7	WFA	1	2M	14	£35,000 £0	£35,000	£175	bet365 Scottish Triumph Hurdle (A Juvenile Hurdle) (Class 2) The Scottish Triumph Hurdle (A Juvenile Hurdle Race) (Class 1 Listed Race)	£5,000.00	£3,000	£0					
2.15	5YO+	NOVICE HURDLE	0	5	6	WFA	2	2M	14	£20,000 £450	£20,450	£102	bet365 Scottish Supreme Novices' Hurdle (Class 2) The Scottish Supreme Novices' Hurdle (Class 2)	£5,000.00	£3,000	RC pays AM top up @ £450					
2.50	4YO+	NOVICE HURDLE	0	6	4	WFA	2	3M	14	£20,000 £450	£20,450	£102	bet365 Scottish Stayers Novices' Hurdle (Class 2) The Scottish Stayers Novices' Hurdle (Class 2)	£5,000.00	£3,000	RC pays AM top up @ £450					
3.20	4YO+	PERTEMPS H'CAP HDLE QUALIFIER	0	12	7	OPEN	2	3M2F	15	£20,000 £0	£20,000	£100	Pertemps Network	£5,000.00	£3,000						
3.50	5YO+	H'CAP CHASE	0	9	5	0-120	4	3M3F	14	£9,800 £400	£12,000	£51	bet365	£0.00	£400						
4.20	4YO+	OPEN NH FLAT	0	8	7	WFA	4	2M	14	£5,000 £0	£5,000	£25	bet365	£0.00	£0						
			0	53	42					£694 £118,606	£122,900			£20,000.00	£12,800						
Track Wincanton £40.5k													WEDNESDAY 26TH FEBRUARY				7		The Sponsor Raceday		
RACE TIMES	AGE	RACE TYPE	Actual Runs 19	Budget Runs 20	Actual Runs 20	RATING	CLASS	DISTANCE	SF	PRIZEMONEY	TPF	Entry	SPONSOR/RACE TITLE	SPONSOR INCOME	RIF	Notes					
2.10	5YO+	H'CAP CHASE	7	8	4	0-100	5	2M4F	14	£4,700	£6,500	£26	To be Achieved	£0.00							

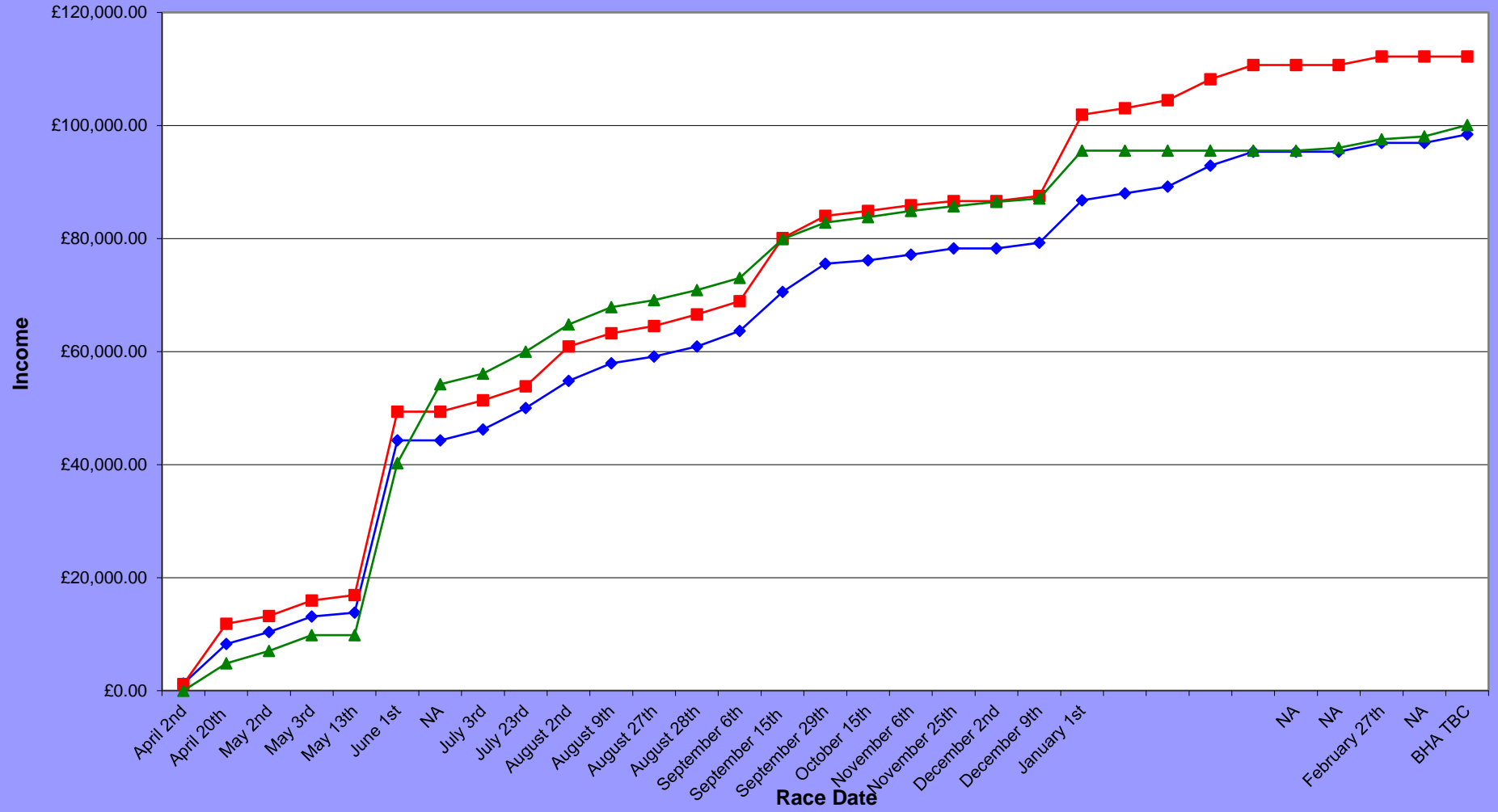
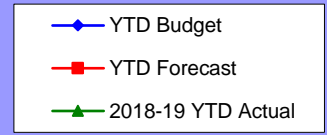


Date	2019-20	2019-20 Actual/4cast	2018-19 Actual	2019-20 INDUSTRY, TITLE & CONTRA SPONSORS - breakdown	2019-20 INDUSTRY, TITLE & CONTRA SPONSORS - Value	CORPORATE SPONSORSHIP	Sponsorship Costs	Notes
Saturday 20 April	£20,000.00	£0.00	£0.00	Sponsor £20,000	£20,000.00	£0.00		Includes extra race on ITV
Thursday 2 April	£1,000.00	£1,000.00	£0.00		£1,000.00	£0.00		
Thursday 2 May	£4,680.00	£5,180.00		Bundle sponsor x5 £1500, EBF £1500	£3,000.00	£1,680.00		
Friday 3rd May	£30,130.00	£31,040.00	£0.00	EBF £1k Weatherbys £25k	£26,000.00	£4,130.00		Weatherbys (provide 2btos) & trophies. £840 per race x 5
Monday 13 May	£2,000.00	£0.00	£0.00	Bundle package	£2,000.00	£0.00		
Saturday 1st June	£35,000.00	£43,000.00	£0.00	Stobo £20k, EBF £5k,	£25,000.00	£10,000.00		Stobo = £20k sp, £5500 hosp: silk series pays out of charitable contributions
Wednesday 3 July	£5,500.00	£5,960.00	£0.00	EBF 1500, ROA £4,000	£5,500.00	£0.00		
Tues 23 July	£2,187.00	£0.00	£0.00	EBF £0, max recycle £7578	£0.00	£2,187.00		MAXrecycle money allocation to 23 July TBC
Fri 2 August	£7,200.00	£5,700.00	£0.00	Radio Forth £2k, EBF 1.5k	£3,500.00	£3,700.00		£840 per race CH, raceday event title
Fri 9 August	£10,840.00	£10,880.00	£0.00	EBF £5k	£5,000.00	£5,840.00		£840 per race CH
Tues 27th Aug	£2,505.00	£2,450.00	£0.00	Betting bundle	£2,505.00	£0.00		£460 per race CH
Wed 28th Aug	£6,153.00	£12,343.00	£0.00	EBF £5k, betting bundle x1	£5,000.00	£1,153.00		£460 per race CH
Fri 6th September	£4,620.00	£4,520.00	£0.00			£4,620.00		£840 per race CH, plus raceday sponsor
Sat 15th September	£8,500.00	£10,840.00	£0.00	EBF £5k	£5,000.00	£3,500.00		Ed Cup Sponsor? Local sponsors £600 + vat per race inc 10 tickets
Sun 29th Sept	£15,000.00	£14,550.00	£0.00	EBF £11000	£11,000.00	£3,000.00		
Monday 15 October	£8,000.00	£5,000.00	£0.00	EBF £5k, betting sponsor x5	£8,000.00	£0.00		
Wednesday 6 November	£1,840.00	£2,000.00	£0.00	Betting bundle £920	£920.00	£920.00		£460 per race CH
Mon 25Nov	£1,137.00	£840.00	£0.00	Betting bundle x3	£672.00	£460.00		£460 per race CH
Mon 2 Dec	£0.00	£0.00	£0.00	Betting Bundle?	£0.00	£0.00		Betting bundle with raceday
Mon 9 Dec	£1,560.00	£1,000.00		EBF £1k, betting bundle	£1,560.00	£0.00		
Wed 1st January	£20,000.00	£20,000.00	£0.00	Bookmaker £20k	£20,000.00	£0.00		New sponsor needed
Mon 6 Jan	£0.00	£0.00	£0.00	Bookmaker and EBF £1k	£0.00	£0.00		included in NYD
Friday 19th January	£2,000.00	£0.00	£0.00	Radio Forth £2k	£2,000.00	£0.00		Betway Robbie Burns
Saturday 1st February	£21,000.00	£20,000.00	£0.00	bet365 £20k,	£21,000.00	£0.00		
Sunday 2nd February	£20,000.00	£20,000.00	£0.00	SKYBET £5k Per Temps £5k bet365 £5k	£20,000.00	£0.00		Need to find £5k
Wed 11th February	£3,900.00	£0.00	£0.00	Betting bundle	£3,900.00	£0.00		
Sunday 9 March	£2,188.00	£0.00		Betting Bundle	£2,188.00			
Friday 20 March	£10,000.00	£0.00		Go North sponsor	£10,000.00			
Contingency						£0.00		
<b>TOTAL</b>	<b>£246,940.00</b>	<b>£216,303.00</b>	<b>£0.00</b>		<b>£203,745.00</b>	<b>£41,190.00</b>	<b>£0.00</b>	

Other Sponsorship revenue (Advertising)	2018-19	2019/20	Costs
Tote			TBC
SSPCA via Scottish Racing			TBC
M&F			0.00
Co-Op funeralcare			40.00
EEN			
TDC	3740	3740	400.00
tote	0		
RIJK Champion chase	5000		
Ed Gin		15000	
HUK	30000	30000	
<b>Total</b>	<b>38740</b>	<b>48740</b>	<b>440.00</b>
<b>Budget</b>			

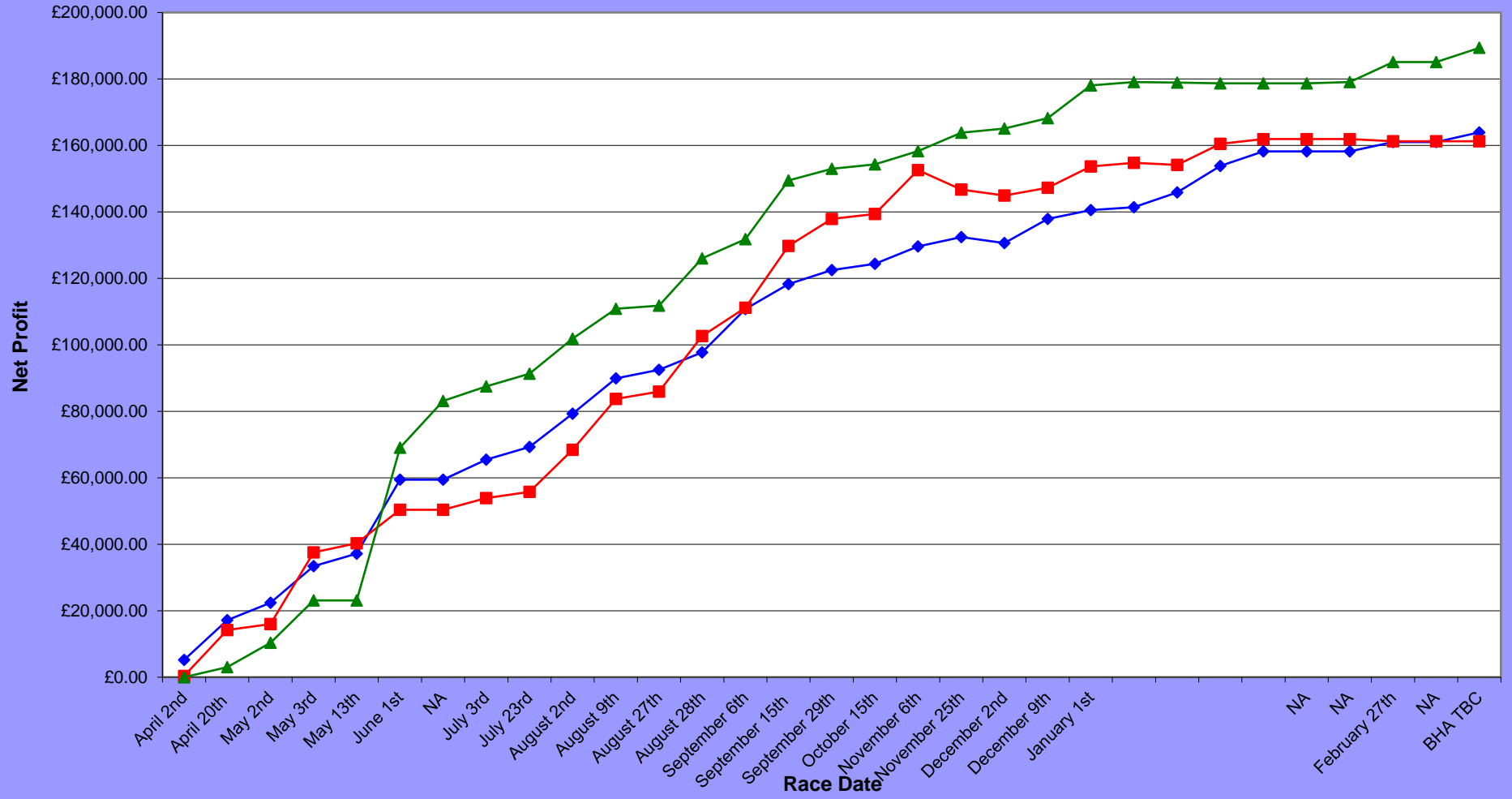
Notes for 2019-20  
moved HUK sponsorship into fixed advertising  
Ed gin official gin supplier (£10k hospitality in addition to £15k)

### Catering Commission 2017-18



### Corporate Hospitality Net Profit 2017-18

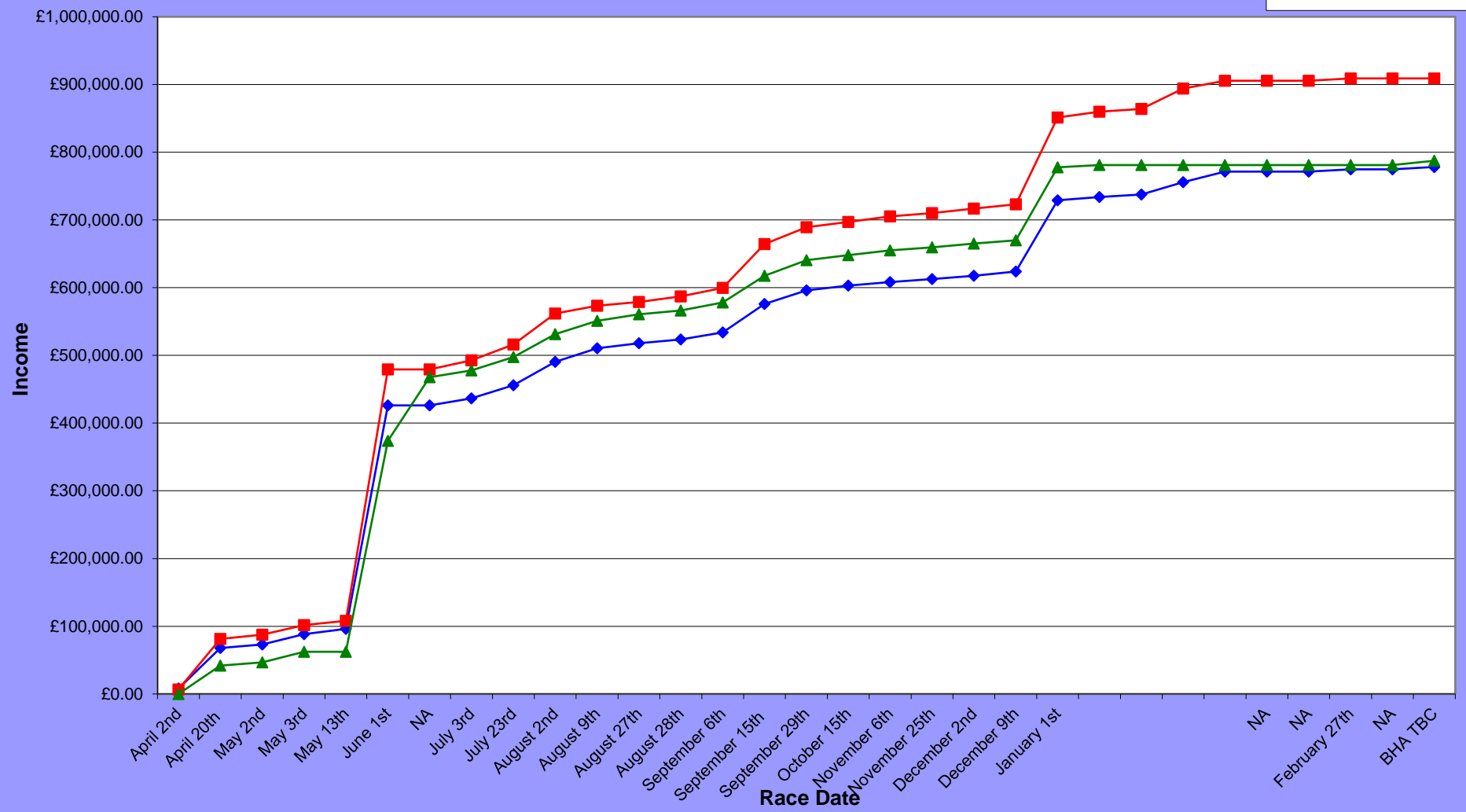
- ◆ YTD Budget
- YTD Forecast
- ▲ 2018-19 YTD Actual





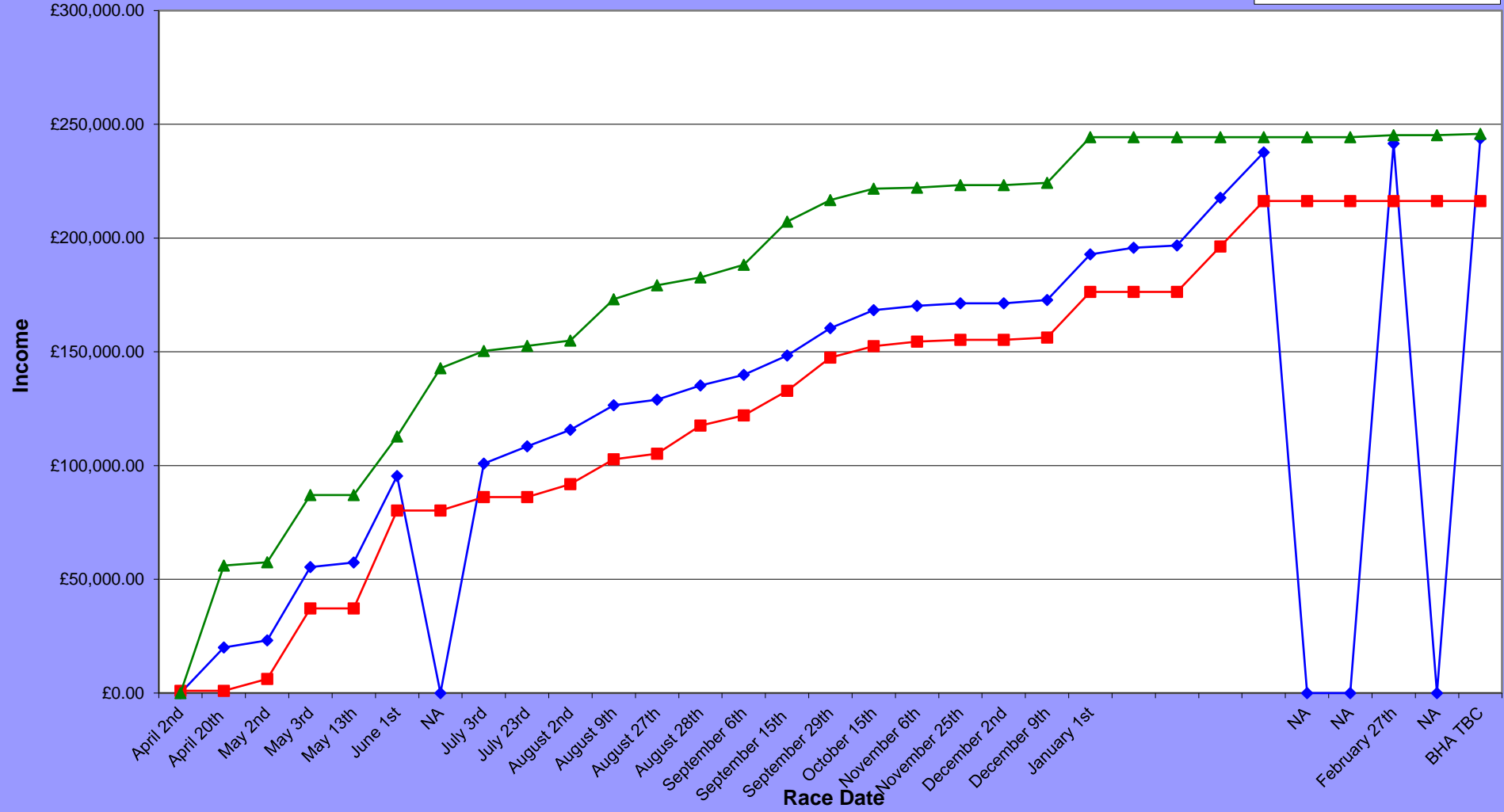
### Admissions Income 2017-18

- ◆ YTD Budget
- YTD Forecast
- ▲ 2018-19 YTD Actual



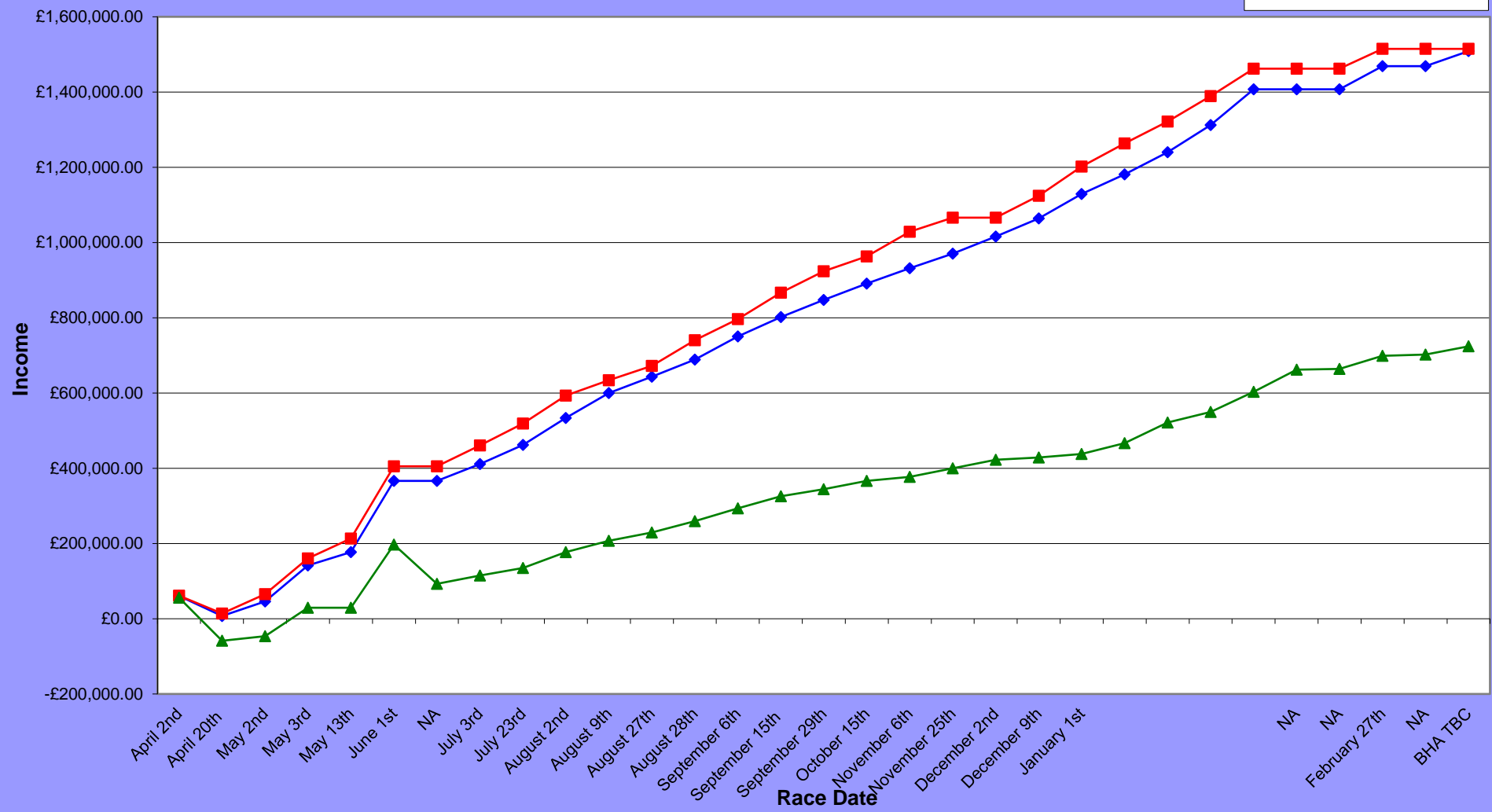
### Sponsorship Income 2017-18

- ◆ YTD Budget
- YTD Forecast
- ▲ 2018-19 YTD Actual

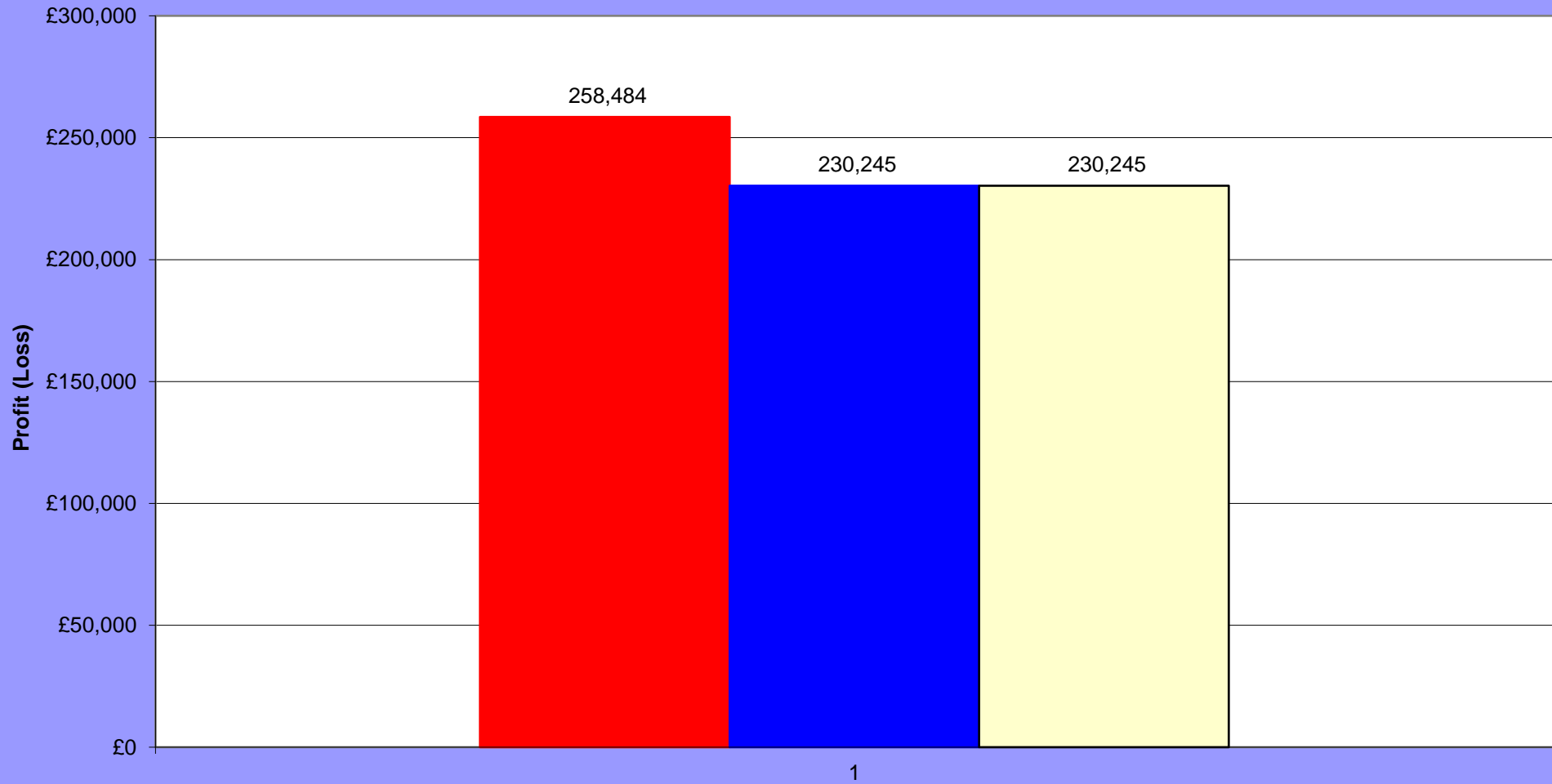


# Raceday Profit 2017-18

- ◆ YTD Budget
- YTD Forecast
- ▲ 2018-19 YTD Actual



### 2017-18 Annual Profit (Loss)



■ 2018/19   ■ 2019/20   ■ 2019/20

# MUSSELBURGH RACING ASSOCIATED COMMITTEE

## ESTIMATE CLOSING BALANCE SHEET POSITION

	Previous Year	Year 1
	Actual 31/3/2019	Budget 31/3/2020
<b>Balance Sheet Position at Start of Year (1st April)</b>	<b>£187,317</b>	<b>-£149,600</b>
<b>Add Profit/Loss for Year</b>	£46,947	£275,856
<b>Less Capital Expenditure</b>	£31,558	£20,746
Cash inflow/outflow	£15,389	£255,110
<b>Balance Sheet Position at Year End before exceptional costs</b>	<b>£202,706</b>	<b>£105,510</b>
<b>Less Exceptional Costs - Tender Process and Legal Fees</b>	£352,306	£53,024
<b>Surplus/Deficit on 31st March</b>	<b>-£149,600</b>	<b>£52,486</b>
<b>Add Sale of Plant, Machinery &amp; Vehicles to 3rd party operator</b>	£0	£135,000
<b>Add Investment in Britbet</b>		£74,462
<b>Add Transfer of Assets from MRAC to ELC</b>	£0	£0
<b>Balance Sheet Position at Year End</b>	<b>-£149,600</b>	<b>£261,948</b>

**Musselburgh Racecourse Summary Capex 2010-2019**

PROJECT	Total	Value Remaining	Current Value	Year to 31/3/2019	Year to 31/3/2018	Year to 31/3/2017	Year to 31/3/2016	Year to 31/3/2015	Year to 31/3/2014	Year to 31/3/2013	Year to 31/3/2012	Year to 31/3/2011	Year to 31/3/2010
<b>Buildings</b>													
Refurbishment of Grandstand Toilets	£72,088	20%	£14,418							£30,160		£41,928	
Grandstand Security CCTV	£7,598	0%	£0									£7,598	
Owners Trainers Semi permanent Marquee	£169,363	50%	£84,682						£6,266	£162,140	£957		
Convert Pinkie Café to a Bar	£35,480	50%	£17,740			£35,480							
Upgrade Grandstand Fire Alarm	£16,000	50%	£8,000				£16,000						
Refurbish Links Cafe	£44,237	50%	£22,119			£25,581				£18,656			
Replace Grandstand Window frames	£11,477	0%	£0									£11,477	
Upgrade TVs	£23,541	0%	£0							£2,353			
New Presentation Canopy	£14,170	50%	£7,085								£21,188		
Catering Facilities Upgrade Bistro & pinkies, Tills Bars Kitchens	£156,477	50%	£78,239				£17,142	£105,457	£19,405	£14,473			
Signage	£57,435	50%	£28,718					£57,435					
Racecourse Capex	£142,612	30%	£42,784										£142,612
<b>Grounds</b>			£0										
Landscaping Various	£174,973	70%	£122,481	£29,718			£26,074	£72,839	£4,476			£27,558	£14,308
<b>Racetrack</b>													
Artificial surface - winning post bend	£134,565	70%	£94,196							£134,565			
Camber Winning Post Bend + Impts to Parade Ring	£177,103	70%	£123,972				£173,353	£3,750					
Upgrade O & T Entrance & disabled Car Park,	£102,668	70%	£71,868			£101,860	£808						
Upgrade Irrigation System (pumps etc)	£180,295	70%	£126,207	£2,890			£30,839	£750		£7,166	£115,408	£23,242	
Re-locate racetech	£145,090	70%	£101,563			£22,933	£53,257	£68,900					
Tarmac Access Road	£104,300	70%	£73,010					£7,133	£81,064				£16,103
Running Rail Crowd Barrier	£28,473	50%	£14,237						£28,473				
<b>Office</b>													
Upgrade website and ticketing system IT Equipment	£92,694	40%	£37,078		£45,529			£47,165					
<b>Extras</b>													
Racecard Unit	£5,800	70%	£4,060	£5,800									
Stables Fence and Tarmac	£42,790	70%	£29,953								£42,790		
Permanent Signage A1	£24,994	70%	£17,496								£24,994		
Electronic Number Board - Parade Ring	£43,230	50%	£21,615					£30,546	£12,684				
02 WIFI	£47,152	0%	£0			£4,337	£42,815						
<b>TOTAL</b>	<b>£2,054,605</b>		<b>£1,141,516</b>	<b>£38,408</b>	<b>£45,529</b>	<b>£190,191</b>	<b>£360,288</b>	<b>£393,975</b>	<b>£152,368</b>	<b>£369,513</b>	<b>£219,507</b>	<b>£111,803</b>	<b>£173,023</b>