



**MINUTES OF THE MEETING OF
MUSSELBURGH RACING ASSOCIATED COMMITTEE**

**TUESDAY 28 JANUARY 2020
COUNCIL CHAMBER, TOWN HOUSE, HADDINGTON**

Committee Members Present:

Councillor F O'Donnell (Chair)
Councillor S Currie
Councillor A Forrest
Councillor K Mackie
Mr R Miller-Bakewell
Mr R Anderson Green

In Attendance:

Mr B Farnsworth, Racecourse General Manager
Mr D Kennedy, Racecourse Financial Controller
Ms S Montgomery, Racecourse Commercial Manager
Mr A McCrorie, Chief Executive, ELC
MS R Crichton, Committees Officer
Mr C Grilli, Service Manager, Legal and Procurement, ELC
Ms J Mackay, Senior Communications Adviser, ELC

Clerk:

Mrs L Gillingwater

Apologies:

None

Declarations of Interest

None

1. MINUTES OF MEETING ON 7 JANUARY 2020 FOR APPROVAL

The Chair announced that the Committee would approve the private minute from the meeting held on 7 January 2020 on conclusion of public business. She was happy to take amendments to the public minute at this time.

Referring to item 1 of the draft minute, Mr Miller-Bakewell stated that specific Standing Orders were not cited at the meeting. The Chair accepted this amendment; specific Standing Orders would be provided as a post-meeting note.

Referring to item 4, Mr Miller-Bakewell stated that Mr Carlo Grilli, Legal Advisor, had indicated that the lease of the Stables Café would be made available to the Committee. Mr Grilli refuted this point and stated that no undertaking had been made that the lease would be made available.

At item 5, Mr Miller-Bakewell informed the Committee that there were three instances where the number of staff to which his proposal of a £1000 bonus would apply was stated as being 15 persons in the minutes; he pointed out that he had not given a number, and had instead said 'all staff' to indicate that no staff member should be excluded. Alex McCrorie, Chief Executive, indicated that the Committee had agreed to the motion on the basis that fifteen staff members would be in receipt of the payment, a figure that had been mentioned on the day. Mr Farnsworth, Racecourse General Manager, stated that 15 staff members had been an estimate. The Chair accepted Mr Miller-Bakewell's comments; she would ask the clerk to check notes and for the figure of fifteen to be removed from Mr Miller-Bakewell's statements.

Decision

Subject to aforementioned amendments, the Committee agreed to approve the public minutes as a true record.

2. PROCUREMENT/GENERAL UPDATE

A report was submitted by the Chief Executive providing a general update on the procurement process with Chester. Mr Grilli spoke to the report, advising that there had not been a great deal of change in the procurement position. He stated that the handover date was still officially 1 March 2020, but, having taken on previous comments made by Mr Farnsworth regarding a more suitable handover date, this was being checked with Chester Racecourse. Mr Farnsworth advised that he had suggested 25 March 2020; the final jump fixture would take place on 20 March 2020, and Chester Racecourse could take ownership on the date for which entries for the next flat fixture on 31 March closed, which also coincided with the end of the Musselburgh Racing Associated Committee financial year.

Mr Anderson Green questioned whether there had been any major issues raised by Chester Racecourse. Mr Grilli responded that there had never been any major issues, and a process was being followed to ensure a smooth handover.

Mr Miller-Bakewell enquired about the progress of contract negotiations. Mr Grilli advised that officers were now looking to finalise the contract.

Mr Farnsworth questioned what additional financial costs may be associated with the transfer. Mr Grilli provided the removal of equipment and an IT switchover as examples of incidental costs which could be incurred.

The Chair asked that she be copied in on any further questions regarding procurement sent by Members to Mr Grilli.

Decision

The Committee agreed to:

- i. note the updated position on the hand over to Chester Racecourse;
- ii. note the update regarding the dual use of the Golf Course and the Racecourse; and
- iii. note the current position regarding the Stables Café.

3. RESURFACING WORKS – DILAPIDATIONS REPORT

In addition to the Harley Hadow dilapidations report included in the papers, Mr Farnsworth, tabled information with an up-to-date summary of the estimated cost of all works. Mr Farnsworth noted that it was obvious from the information and photographs that the tarmac was not in good condition and that the condition of the access road was very poor. He advised that £1,500 had been spent in October 2019 levelling the road, but reported that there were now multiple potholes present. He highlighted that the efficacy of any maintenance work carried out was shortened by the degenerating condition of the surface.

The Chair asked who made use of the access road. Mr Farnsworth advised that the golf course, racecourse, dog walkers and runners made use of the road. He estimated a cost of £10,000 to carry out proper maintenance on the access road, but noted that the same problems would be faced again in around five years' time. A phased approach would likely be required, as the total cost would be around £250,000 to tarmac all around the grandstand and the access road, etc. He indicated that some quotes for the work may be cheaper, but felt the quantity surveyor's quote was probably accurate.

Mr Farnsworth answered questions from Members. He clarified that it would cost £10,000 to maintain the access road, and it would cost £171,000 to tarmac the road, noting that the latter option would not require further maintenance costs. He listed priority areas: to address any health and safety issues first; to upgrade the worst areas around the grandstand; and to address the access road. Mr Farnsworth felt it was unlikely that Chester Racecourse would carry out the work because they would not own the site and would only work within their contract. He stated that it would be down to the Council and Common Good to ensure that the site was in a fit and proper state. Mr Farnsworth confirmed that the previous

planning application for the access road had been submitted as part of a package of work to be done. He advised that it had been unclear whether planning consent was required as there was an existing road in place, but the material used caused a change of colour which had an impact. He indicated that he would take advice on the need for planning permission.

A discussion took place on the issue of planning consent for a change of surface of the access road; Councillor Currie pointed out that a tarmac road would become a permanent feature, and would therefore require planning consent. He argued that the process needed to be followed before a commitment could be made by the Committee to finance the works. He questioned whether the works were required to be carried out as a matter of urgency and whether there was any indication of health and safety concerns. Mr Farnsworth responded that the Harley Haddow report graded the condition of the tarmac as being low, medium or high risk for further deterioration. He conceded that the tarmac was currently safe and could be walked upon, but warned it could be liable to accelerated deterioration once cracks had started developing.

Councillor Forrest suggested that the work to the road could alter the aesthetics of the golf course. The Chair assumed that the golf club would be consulted as part of the planning process.

Mr Farnsworth advised that he was looking to ascertain the Committee's appetite for having the work done, as he felt it would not be prudent to begin a planning application otherwise. Councillor Currie replied that the Racecourse should go through the planning process in the first instance, and that there would be 3-5 years to implement the works should permission be granted. He stated that Chester Racecourse may need to do their own assessments, based on the information before the Committee.

Mr Farnsworth raised concerns that there was a lot of work required, and that he was trying to protect the Racecourse and maintain its five-star status. He advised that work would be carried out on any area deemed to be a health and safety concern.

Mr Miller-Bakewell questioned whether the matter would be decided under delegated powers or whether by the Planning Committee. Mr Grilli advised that he was not in a position to determine how the application would be decided.

Councillor Forrest asked whether the General Manager had spoken to Chester Racecourse on the matter, and warned against making predictions on what the company may or may not wish to spend money on when Chester representatives were not present in the meeting.

The Chair put forward a motion that no decision would be taken in relation to the access road and no expenditure would be agreed by the Committee on repairs to the tarmac in other areas at this stage, pending the outcome of enquiries about planning permission. This proposal was seconded by Councillor Forrest.

The Chair moved to the vote on her proposal:

For: 4
Against: 2

Decision

The Committee agreed that no decision would be taken in relation to the access road and no expenditure would be agreed by the Committee on repairs to the tarmac, access road and other areas at this stage, pending the outcome of enquiries about planning permission.

4. HEALTH AND SAFETY REPORT (CONTINUED FROM THE MEETING OF 7 JANUARY 2020)

Members were reminded that the report submitted by the Racecourse Health and Safety Officer and General Manager to the meeting of the MRAC on 7 January had been continued in respect of Section 3.3 of the report – Racecourse Non-race day Activity.

Mr Farnsworth advised that since that meeting, he had met with Bill Axon and Ian Sills of Enjoy Leisure, to discuss the health and safety report, specifically the use of the Racecourse on non-race days. Ward councillors had also been invited to attend, but they were not available on that date. Mr Farnsworth indicated that Mr Axon had not accepted the report.

The Chair asked Mr Axon about his involvement with the process and whether or not he had been given the opportunity to make recommendations.

Mr Axon declared that he had not been given the opportunity to participate fully in the process. He advised that he had not objected to the independent health and safety inspection being carried out, and that he had been invited by Mr Farnsworth to choose between three independent assessors to undertake the inspection; he selected the local company. Mr Axon claimed that he had no input into the brief given to the assessors, and that he believed the brief was very one-sided. He had no further involvement in the process until the draft report was sent to him, at which point he requested that the professional health and safety advisers used by Enjoy Leisure (Midlothian Council) should check and comment on the report before meeting with the report author and Mr Farnsworth to discuss the findings. Mr Axon noted that the content and validity of the report was challenged by his advisers, and it was requested that a number of concerns should be addressed. A revised report was then sent to Mr Axon and his advisers, who confirmed that the requested changes had not been made and the concerns had not been addressed. Mr Axon was then advised that the unchanged document would be coming before the MRAC without further discussions on the matter taking place. He noted that Mr Farnsworth had been aware that the report was not acceptable to Enjoy Leisure prior to the meeting referred to above, on the basis that the proposed changes had not been implemented and thereby the concerns raised had not been addressed. He reiterated that Enjoy Leisure had had no input into the brief for the inspection, and that their only involvement had been reviewing the draft report provided following the inspection.

Councillor Currie observed that the matter could not be progressed unless there was joint agreement between the Racecourse and Enjoy Leisure, and that the matters raised by Enjoy Leisure's health and safety advisers would have to be taken into account. In his view, there was an issue with stray golf balls at a specific part of the course.

With reference to the previous MRAC meeting, at which Mr Axon was not present, the Chair apologised if he felt his reputation had been brought into question when he was not there to respond to the points raised.

Councillor Forrest asked for confirmation that on non-race days, the Racecourse was considered part of the golf course, and that if a ball was hit onto the Racecourse, it could be played from where it landed. Mr Axon confirmed this to be the case, noting that the golf course crossed the Racecourse in two places. He was concerned that the report had not addressed the issue of the Racecourse becoming part of the golf course on non-race days, and that a number of other matters had not been taken into account; for example, the report made mention of the location of yellow tees, but not the white tees.

Mr Axon referred to his attendance at a previous MRAC meeting, held on 18 September 2018, at which he had been requested to provide a report (to be discussed in private), and which had been approved by a majority of Committee members. He noted that following that meeting, he had been subject to personal accusations, both privately and publicly. He was concerned that the report had been shared outwith the Committee, including being sent to legal advisers.

The Chair confirmed that she had not sanctioned the sharing of the report outwith the Committee, and asked Mr Axon to provide her with details of the matter in writing in order that she could look into it further.

Decision

The Committee agreed to note the report and that a progress report would be presented to the Committee by the Council's Chief Executive and Service Manager – Legal and Procurement at the next meeting.

5. GENERAL MANAGER'S REPORT (CONTINUED FROM THE MEETING OF 7 JANUARY 2020)

Members were reminded that the report submitted by the Racecourse General Manager to the meeting of the MRAC on 7 January had been continued in respect of Section 2.4 of the report – Stables Cafe.

The Chair asked if any progress had been made as regards complaints made about the Stables Café and the proposal to transfer the cafe to the new operator. Mr Axon advised that he had written to Chester Racecourse in relation to the transfer, but had not yet received a response. He asked if he could have a note of the complaints in order to determine whether they could be addressed.

Mr McCrorie noted that representatives from Chester Racecourse had hoped to meet with Mr Axon the previous week, but that there was insufficient time to do so.

Mr McCrorie also questioned the number of days allocated for the employment tribunal (as set out in Section 2.5 of the report). The Chair confirmed that four days had been allocated for this matter.

Decision

The Committee agreed to note the report.

6. ALLOCATION OF FEES

A report was submitted by the LRS in relation to the costs associated with the appointment of Pinsent Masons LLP.

Mr Anderson Green presented the report, reminding the Committee of the importance of acting in the best interests of the Racecourse. He requested that the Committee should reconsider its decision that MRAC should pay 100% of the legal costs associated with the tender process, in view of the fact that the Council would benefit financially from the Racecourse fixtures. He proposed a recommendation to the effect that all professional fees associated with the tender process should be borne by East Lothian Council as the beneficiary of the continuing and enhanced rental stream. His proposal was seconded by Mr Miller-Bakewell.

Referring to paragraph 4 of the report, Councillor Currie questioned the phrase 'with no compensation for LRS'. He asked if there was an expectation on the part of the LRS that they should receive compensation. Mr Anderson Green explained that, historically, the LRS may have been entitled to a share of the value of fixtures, as they had been part of the Committee when the fixtures were secured. He indicated that he did not intend to pursue the matter, but argued that the LRS should be entitled to a share of the fixtures. He noted that that any surplus from the MRAC should be re-invested in the Racecourse, and that the LRS were acting in the best interests of the Racecourse. He claimed that through the new rental agreement, the Council would receive all the benefits, and he found it difficult to believe that the MRAC would agree to this.

Councillor Currie expressed concern that there could be a potential conflict of interest if the LRS were putting forward a proposal that would benefit them financially. He also objected to the inference that Committee members who were councillors were not acting in the best interests of the Racecourse.

Mr Anderson Green re-stated his position that it was wrong for the Council to reap all the benefits of the new arrangements. He accepted that in signing the new Minute of Agreement the LRS were relinquishing their rights to the value of fixtures. He called on all members of the Committee to act in the interests of the Racecourse.

Mr Miller-Bakewell highlighted the importance of this matter. He remarked that had Chester not been about to take over the running of the Racecourse, the BHA would not have granted another extension to the licence, and the Council would therefore be left with a 'stranded asset'. He questioned why the Racecourse was having to pay the costs of something that would benefit the Council, and over which it had no control. He was also concerned that the costs had risen from £50,000 to c. £300,000 without the agreement of the MRAC or the Racecourse management. As the MRAC was responsible for the Racecourse's finances, he felt that the Committee should challenge the allocation of the costs.

The Chair reminded the Committee that the LRS, Racecourse staff and the Council had all supported the appointment of the third-party operator, thereby acting in the best interests of the Racecourse. She moved to the vote on the recommendation proposed by Mr Anderson Green that all professional fees associated with the tender process should be borne by East Lothian Council as the beneficiary of the continuing and enhanced rental stream.

For: 2
Against: 4

The proposal that all professional fees associated with the Racecourse tender process should be borne by East Lothian Council therefore fell.

Sederunt: Mr Kennedy and Ms Montgomery left the meeting.

SUMMARY OF PROCEEDINGS

The Chair informed the MRAC that they would exclude the public from Items 7, 8 and 9, which contained exempt information by virtue of Paragraphs 1 and 6 (information relating to particular employees of the Authority, information concerning the financial or business affairs of any particular person other than the Authority) of Schedule 7A to the Local Government (Scotland) Act 1973, and approve the private business from the meeting on 7 January 2020.

Racecourse Rent Valuation

A private report relating to the Racecourse rent valuation, submitted by the Lothian Racing Syndicate, was noted.

HR Matters

A private report concerning a number of HR matters was approved.

Private Minute of the MRAC Meeting of 7 January 2020

The private minute of the meeting of 7 January 2020 was approved.

REPORT TO: Musselburgh Associated Racing Committee
MEETING DATE: 24 March 2020
BY: Depute Chief Executive (Resources and People)
SUBJECT: Procurement / General Update

2

1 PURPOSE

- 1.1 To provide an update to the Committee regarding the Procurement Process and other related matters.
- 1.2 To provide details relating to investigation into the dual use of Racecourse and Golf Course.

2 RECOMMENDATIONS

It is recommended that the committee:

- 2.1 Notes the position regarding the proposed hand over date to Chester Racecourse.
- 2.2 Notes and agrees the Racecourse Secretary's position regarding the dual use of the Racecourse and the Golf Course on non-racedays.

3 BACKGROUND

Procurement Up-date

- 3.1 Following completion of the tender process Chester Racecourse was announced as the preferred tenderer. The Council and Chester have more recently agreed and been working towards a target handover date of 31 March 2020. All licences and current infrastructure are generally now in place or will be in place to allow the transfer to occur on this date.
- 3.2 Discussions are ongoing between the Council and Chester relating to the impact of COVID-19.

3.3 British Horse Racing Authority (“**BHA**”) have now suspended racing until the end of April. The situation is being closely monitored by the Racecourse Management, and the Council. The Council is also in close dialogue with the BHA and assessing the situation.

3.4 Further update will be provided at the meeting.

Dual Use

3.5 There has been on-going discussion over the potential for the Racecourse to hold events at the racecourse on non-racedays. At the last Committee Meeting it was remitted to the Racecourse Secretary to review the arrangements, documentation and reports obtained to date. The Racecourse Secretary acknowledges and thanks the General Managers for the Racecourse and Enjoy Leisure for providing him with their views and reports for consideration.

3.6 The East Lothian District Council (Musselburgh Links, etc...) Order Confirmation 1985 provides guidelines as to the rights over the Golf Course and Racecourse. It provides guidance as to which party has primacy over the Links at particular times with a right for the Council to close the racecourse from the general public for up to three clear days for racedays. The remainder of the year provides primacy over this area to the golf course.

3.7 Following a review of the documentation the Racecourse Secretary’s conclusion was that the dual use of the racecourse and golf course is permitted on the following basis:

3.7.1 Requirement for the racecourse to maintain the racetrack and having employees on the track for those purposes. This is part of the daily operation of the Racecourse and both Enjoy and the Racecourse should work together to ensure that golfers/employees (as applicable) are informed of the potential for individuals working for the racecourse to be on the racetrack. Racecourse Management should ensure that all staff are provided with appropriate Health and Safety briefing and (where necessary) provided with appropriate protection. Enjoy should also ensure that golfers are advised of this dual use.

3.7.2 There is an arrangement in place whereby on racedays the last Tee-off is no later than three (3) hours prior to the start of the first race. While this was not part of the focus of the review I have included this as it also involves dual use. This arrangement requires to be regularly reviewed by both parties in keeping with the racing event to be held at the Racecourse.

3.8 In relation to organised non-raceday events proposed by the Racecourse, the Racecourse Secretary has reviewed the views and reports provided by both Enjoy and Racecourse Management. Both parties have differing views and on balance the risk involved leads the Racecourse Secretary to conclude that there should be no organised events at the racecourse

which requires use of the racetrack while golf is being played. Further thought could be had by the Racecourse Management as to whether any of these non-racing events could take place as part of or immediately following a raceday, when golf is not taking place.

4 POLICY IMPLICATIONS

There are no policy implications relating to this report.

5 INTEGRATED IMPACT ASSESSMENT

5.1 The subject of this report does not affect the wellbeing of the community or have a significant impact on equality, the environment or economy.

6 RESOURCE IMPLICATIONS

6.1 Financial:

There will be financial consequences arising from the decision from the BHA to suspend racing and the position will be kept under review.

6.2 Personnel

There will be an impact on employees in response to COVID-19

6.3 Other – N/A

7 BACKGROUND PAPERS

None

| | |
|----------------------|---------------------------------------|
| AUTHOR'S NAME | Carlo Grilli |
| DESIGNATION | Service Manager – Legal & Procurement |
| CONTACT INFO | ext 7770 |
| DATE | 18 March 2020 |

REPORT TO: Musselburgh Racing Associated Committee
MEETING DATE: 24 March 2020
BY: Racecourse Health & Safety Officer
SUBJECT: Health & Safety Report

1 PURPOSE

To advise the MJRC of Health and Safety Management at Musselburgh Racecourse.

2 RECOMMENDATIONS

2.1 The MRAC are asked to note the report.

3 BACKGROUND

3.1 HEALTH AND SAFETY DIARY DATES TO NOTE:

- Health and Safety Representative Meetings have / are being held at Musselburgh Racecourse:

Attendees – Adam Nish – Caretaker / Philip Duncan – Operations Manager / Rory Innes – Track Manager / Elizabeth Allen – Office Manager / Steve Horlick – Health and Safety Advisor

23/10/19 – Hospitality Room Musselburgh Racecourse

05/02/20 – Hospitality Room Musselburgh Racecourse

- **March 3rd 2020 – Annual Safety Certificate issued**
- **January 2020** – Annual review of all racecourse risk assessments – Ongoing process to ensure all documentation is relevant and factual.
- **January 2020** – All annual servicing and testing of services to commence in line with Safety Certificate requirements. Safety Certificate application to be made February 2020.

- **January 2020** - All contractors' information reviewed by the end of March to ensure all contractors visiting the racecourse adhere to safety protocol at all times. The letter will also detail that individual contractors need to possess the correct and required documentation and insurances that are to be made available on request at any time by Musselburgh Racecourse.
- **February 2020** – Annual Fire Risk Assessment to be carried out on all buildings of the racecourse.
- **31/03/20** – Annual Raceday Staff Health and Safety Briefing / Training session. All raceday staff from all departments will attend. Updated staff handbook to be issued.

3.2 STAFF TRAINING UPDATE

Training Requirements:

- First Aid Training – A number of staff will be nominated to attend a First Aid course within March/April 2020. This will ensure that a nominated First Aid trained staff member is within each racecourse department at all times. Date to be completed April 30th 2020.
- Fork Lift Training – six members of the groundstaff team have completed forklift training in 2020.
- Knapsack Spraying – 2 members of the groundstaff team have received training on knapsack spraying in 2020.

3.4 CAPITAL EXPENSE UPDATE

Desirable Future Capital Expenditure:

- Continuous maintenance on recognised safety issues throughout the site has taken place. The Main Stand Grandstand steppings have been inspected and repaired where necessary as well as the tarmac area and manhole covers in front of the Betting Shop. It has also been highlighted continuous repairs are required around the Parade Ring and the steppings as stated. Regular checks take place to ensure any issues that arise are dealt with quickly. Checks and remedial works required are documented through the Inspection Forms used on a raceday and non raceday.
- Racecourse access road – re-surface (preferably tarmac)
- Grandstand area – re-surface tarmac
- Parade ring viewing steps – re-construct

3.3 LEGISLATIVE CHANGES

No changes to report to affect this period. All new legislation will be issued on 1st April 2020. No relevant changes to affect the current situation. Updates will be issued as required

3.4 ONGOING INDIVIDUAL HEALTH AND SAFETY ISSUES

Claims – There are currently no claims ongoing against the racecourse:

4 POLICY IMPLICATIONS

4.1 None

5 INTEGRATED IMPACT ASSESSMENT

5.1 The subject of this report does not affect the wellbeing of the community or have a significant impact on equality, the environment or economy.

6 RESOURCE IMPLICATIONS

6.1 Financial - None

6.2 Personnel - None

6.3 Other - None

7. BACKGROUND PAPERS

7.1 None

| | |
|----------------------|-------------------------|
| AUTHOR'S NAME | Steve Horlick |
| DESIGNATION | Safety Officer |
| CONTACT INFO | 07912 343 131 |
| DATE | Saturday, 21 March 2020 |

REPORT TO: Musselburgh Racing Associated Committee

MEETING DATE: 24 March 2020

BY: General Manager & Financial Manager

SUBJECT: Finance Report

PURPOSE

- 1.1 To update the Committee on the profit/loss forecast for the full year from 1st April 2019 to 31st March 2020.

2 RECOMMENDATIONS

- 2.1 The Committee are asked to note and approve the financial performance to date for the full year from 1st April 2019 to 31st March 2020. Please refer to the management accounts (tabled).
- 2.2 Please note that the handover to Chester is still to be confirmed by ELC. This report assumes that the MRAC will be operating the racecourse for the full year including the flat fixtures in 2019 and the jumps fixtures in 2019-20.

3 BACKGROUND

3.1 Profit/Loss Financial Year 2019/20

- Forecast Profit/Loss is a **Profit of £275,856**, which is up by £203,259 on budget (and up £228,909 on the previous year)
- Forecast Expenditure (after grants and disposals) on Essential Maintenance and **Capex Development Programmes is £20,746**, which is up £10,746 on the budget
- Forecast **surplus/deficit before exceptional costs is a surplus of £255,110**, which is up £192,513 on budget (and up £239,721 on the previous year)
- Forecast Expenditure on **exceptional costs (Legal Fees etc) is £53,024**, which is up £53,024 on the budget

- Forecast **income from the sale of assets** including equipment, machinery, fixtures and fittings to Chester is **£135,000**
- **Investment in Britbet is £74,462**
- **Opening balance sheet position on 1st April 2019 was a deficit of £149,600**
- **The surplus/deficit on 31st March 2020 after exceptional costs is forecast to be a surplus of £52,486**
- **Closing balance sheet position on 31st March 2020**, which includes the MRAC investment in Britbet and the value of its plant and machinery is forecast to be **£261,948**

4 POLICY IMPLICATIONS

4.1 N/A

5 EQUALITIES IMPACT ASSESSMENT

5.1 NA

6 RESOURCE IMPLICATIONS

6.1 N/A

7 BACKGROUND PAPERS

7.1 2019-20 MRC Annual Management Accounts

7.2 Financial summary 2019-20

| | |
|----------------------|------------------------------|
| AUTHOR'S NAME | Bill Farnsworth |
| DESIGNATION | General Manager |
| CONTACT INFO | 0131 6652859 / 07710 536 134 |
| DATE | Saturday, 21 March 2020 |

**MUSSELBURGH RACING ASSOCIATED COMMITTEE
2019-20 MRC ANNUAL MANAGEMENT ACCOUNTS**

| Actual | Budget | Forecast | Variance on Budget | Variance on Previous Year | Variance on Budget |
|-------------------------------|------------------|------------------|--------------------|---------------------------|--------------------|
| 26 Race Days | 28 Race Days | 28 Race Days | Budget | Previous Year | Budget |
| 2018/19 | 2019/20 | 2019/20 | £ | £ | % |
| £ | £ | £ | | | |
| 4 extra 5 abandoned | | | | | |
| Race Day Income :- | | | | | |
| 798,351 | 790,250 | 905,330 | 115,080 | 106,979 | 15% |
| 37,459 | 40,715 | 35,834 | -4,881 | -1,625 | -12% |
| 47,380 | 48,000 | 38,880 | -9,120 | -8,500 | -19% |
| 82,111 | 84,830 | 74,696 | -10,134 | -7,415 | -12% |
| 2,190,696 | 1,909,440 | 2,127,032 | 217,592 | -63,664 | 11% |
| 692,059 | 729,884 | 733,065 | 3,181 | 41,006 | 0% |
| 3,682 | 0 | 0 | 0 | -3,682 | #DIV/0! |
| 16,423 | 11,990 | 19,027 | 7,037 | 2,604 | 59% |
| 99,901 | 101,404 | 112,400 | 10,996 | 12,499 | 11% |
| 453,941 | 407,163 | 432,929 | 25,766 | -21,012 | 6% |
| 247,197 | 258,796 | 216,303 | -42,493 | -30,894 | -16% |
| 0 | 0 | 0 | 0 | 0 | #DIV/0! |
| 90,000 | 79,000 | 73,000 | -6,000 | -17,000 | -8% |
| 335,022 | 359,492 | 337,281 | -22,211 | 2,259 | -6% |
| 0 | 0 | 0 | 0 | 0 | #DIV/0! |
| 25,000 | 35,000 | 25,000 | -10,000 | 0 | -29% |
| 5,119,222 | 4,855,964 | 5,130,777 | 274,813 | 11,555 | 6% |
| | | | | | |
| Race Day Expenditure:- | | | | | |
| 33,413 | 36,620 | 34,865 | -1,755 | 1,452 | -5% |
| 50,331 | 50,000 | 55,315 | 5,315 | 4,984 | 11% |
| 103,866 | 104,750 | 109,156 | 4,406 | 5,290 | 4% |
| 169,369 | 134,100 | 150,473 | 16,373 | -18,896 | 12% |
| 96,966 | 114,000 | 95,912 | -18,088 | -1,054 | -16% |
| 72,483 | 80,054 | 73,130 | -6,924 | 647 | -9% |
| 261,859 | 234,861 | 269,837 | 34,976 | 7,978 | 15% |
| 39,329 | 36,400 | 36,584 | 184 | -2,745 | 1% |
| 28,286 | 44,400 | 29,179 | -15,221 | 893 | -34% |
| 153,155 | 132,695 | 144,135 | 11,440 | -9,020 | 9% |
| 116,180 | 104,200 | 144,872 | 40,672 | 28,692 | 39% |
| 62,975 | 68,000 | 72,250 | 4,250 | 9,275 | 6% |
| 35,129 | 38,800 | 35,221 | -3,579 | 92 | -9% |
| 120,046 | 124,700 | 137,833 | 13,133 | 17,787 | 11% |
| 131,898 | 127,320 | 130,712 | 3,392 | -1,186 | 3% |
| 0 | 0 | 0 | 0 | 0 | #DIV/0! |
| 295,531 | 315,620 | 292,843 | -22,777 | -2,688 | -7% |
| 119,526 | 119,266 | 109,328 | -9,938 | -10,198 | -8% |
| 121,500 | 64,500 | 49,500 | -15,000 | -72,000 | -23% |
| 478,353 | 385,379 | 469,149 | 83,770 | -9,204 | 22% |
| 2,490,195 | 2,315,665 | 2,440,294 | 124,629 | -49,901 | 5% |
| | | | | | |
| 2,629,027 | 2,540,299 | 2,690,483 | 150,184 | 61,456 | 6% |
| | | | | | |
| Prize Money Income | | | | | |
| 468,216 | 544,916 | 527,907 | -17,009 | 59,691 | -3% |
| 0 | 0 | 0 | 0 | 0 | #DIV/0! |
| 0 | 5,000 | 5,000 | 0 | 5,000 | 0% |
| 134,820 | 302,464 | 182,034 | -120,430 | 47,214 | -40% |
| 122,786 | 131,184 | 146,634 | 15,450 | 23,848 | 12% |
| 725,822 | 983,564 | 861,575 | -121,989 | 135,753 | -12% |
| 1,720,757 | 1,951,061 | 1,871,878 | -79,183 | 151,121 | -4% |
| 994,935 | 967,497 | 1,010,303 | 42,806 | 15,368 | 4% |
| | | | | | |
| 1,634,092 | 1,572,802 | 1,680,180 | 107,378 | 46,088 | 7% |
| Add:- | | | | | |
| 240,653 | 157,595 | 397,660 | 240,065 | 157,007 | 152% |
| | | | | | |
| Deduct:- | | | | | |
| 1,827,798 | 1,657,800 | 1,801,984 | 144,184 | -25,814 | 9% |
| 46,947 | 72,597 | 275,856 | 203,259 | 228,909 | 280% |
| | | | | | |
| 31,558 | 10,000 | 20,746 | 10,746 | -10,812 | 107% |
| | | | | | |
| 15,389 | 62,597 | 255,110 | 192,513 | 239,721 | 308% |
| | | | | | |
| 352,306 | 0 | 53,024 | 53,024 | -299,282 | |
| -336,917 | 25,597 | 202,086 | 139,489 | 539,003 | 223% |

**MUSSELBURGH RACING ASSOCIATED COMMITTEE
2019-20 MRC ANNUAL MANAGEMENT ACCOUNTS**

| 2018/19 | | Budget 2019/20 | Actual To Date | Forecast 2019/20 | Variance on Budget | Variance on Previous Year | Variance on Budget |
|------------------|-----------------------------------------------------|-------------------|-------------------|---------------------|-----------------------|------------------------------|-----------------------|
| £ | | £ | £ | £ | £ | £ | % |
| | FIXED EXPENDITURE | | | | | | |
| | Establishment Costs | | | | | | |
| 140,000 | Rent | 140,000 | 139,000 | 140,000 | 0 | 0 | 0% |
| 99,492 | Water, Trade Refuse & non-domestic Rates | 125,000 | 103,592 | 115,000 | -10,000 | 15,508 | -8% |
| 30,706 | Insurance | 33,000 | 34,538 | 35,000 | 2,000 | 4,294 | 6% |
| 111,941 | Essential Maintenance of Stables & Buildings | 90,000 | 125,066 | 130,000 | 40,000 | 18,059 | 44% |
| 245,981 | Maintenance Track and Grounds | 148,500 | 123,054 | 148,500 | 0 | -97,481 | 0% |
| 628,120 | Total Establishment Costs | 536,500 | 525,250 | 568,500 | 0 | 0 | #DIV/0! |
| | Management Costs | | | | | | |
| 491,418 | Salaries, N.I. Etc | 510,000 | 473,049 | 520,000 | 10,000 | 28,582 | 2% |
| 254,285 | Caretaker/Groundsmen | 256,500 | 247,595 | 275,000 | 18,500 | 20,715 | 7% |
| 7,674 | Fees and Expenses | 7,000 | 13,449 | 15,000 | 8,000 | 7,326 | 114% |
| 12,358 | Training & Development | 5,000 | 27,488 | 30,000 | 25,000 | 17,642 | 500% |
| 765,735 | Total Management Costs | 778,500 | 761,581 | 840,000 | 61,500 | 74,265 | 8% |
| | Operating Costs | | | | | | |
| 18,000 | Professional Fees | 10,000 | 7,050 | 10,000 | 0 | -8,000 | 0% |
| 19,894 | Business Services Fees | 20,000 | 12,430 | 27,000 | 7,000 | 7,106 | 35% |
| 87,607 | Marketing, Advertising and Promotions | 65,000 | 70,610 | 76,000 | 11,000 | -11,607 | 17% |
| 8,078 | Community Engagement | 6,000 | 3,038 | 6,000 | 0 | -2,078 | 0% |
| 5,005 | Subscriptions and Donations | 5,000 | 4,817 | 5,000 | 0 | -5 | 0% |
| 23,006 | Contributions to RCA | 23,800 | 23,985 | 23,985 | 185 | 979 | 1% |
| 103,676 | Heat and Light | 82,000 | 45,801 | 82,000 | 0 | -21,676 | 0% |
| 23,980 | Telephone | 22,000 | 23,417 | 26,000 | 4,000 | 2,020 | 18% |
| 21,852 | Printing, Postages, Stationery | 22,000 | 16,441 | 22,000 | 0 | 148 | 0% |
| 32,332 | Furniture, Fittings & Equipment | 20,000 | 30,144 | 36,000 | 16,000 | 3,668 | 80% |
| 13,914 | Credit Card /Bank Charges | 12,000 | 20,054 | 22,000 | 10,000 | 8,086 | 83% |
| 9,873 | Interest | 12,000 | - | 12,000 | 0 | 2,127 | 0% |
| 3,679 | Annual Members Expenditure (badges, trips) | 3,000 | 2,825 | 3,000 | 0 | -679 | 0% |
| 9,319 | Hospitality & Racecourse Visits | 5,000 | 6,577 | 7,000 | 2,000 | -2,319 | 40% |
| 50,938 | Harness Racing | 30,000 | 30,499 | 30,499 | 499 | -20,439 | 2% |
| 2,790 | Events (Catering etc) | 5,000 | 1,223 | 5,000 | 0 | 2,210 | 0% |
| 433,943 | Total Operating Costs | 342,800 | 298,911 | 393,484 | 50,684 | -40,459 | 15% |
| 1,827,798 | Total Fixed Expenditure | 1,657,800 | 1,060,492 | 1,801,984 | 144,184 | -25,814 | 9% |
| | FIXED INCOME | | | | | | |
| 40,565 | Advertising | 33,240 | 34,206 | 34,206 | 966 | -6,359 | 3% |
| - | RMG Media Rights License Fee Previous Year | - | - | 200,000 | 200,000 | 200,000 | #DIV/0! |
| 6,255 | Betting Shop/Totepool/Britbet | 32,355 | 60,192 | 60,192 | 27,837 | 53,937 | 86% |
| 65,795 | TurfTV Dividend | - | - | - | 0 | -65,795 | #DIV/0! |
| 36,004 | Brewers Supply Discount | 40,000 | 28,383 | 35,000 | -5,000 | -1,004 | -13% |
| 12,974 | Events Income | 10,000 | 1,527 | 10,000 | 0 | -2,974 | 0% |
| 8,761 | Previous Years Adjustment | 2,000 | - | 22,000 | 20,000 | 13,239 | 1000% |
| 19,533 | Miscellaneous (e.g. hire outs, bookies commissions) | 8,000 | 2,963 | 8,000 | 0 | -11,533 | 0% |
| 50,766 | Harness Racing | 32,000 | 28,262 | 28,262 | -3,738 | -22,504 | -12% |
| 240,653 | Total Fixed Income | 157,595 | 155,533 | 397,660 | 240,065 | 157,007 | 152% |

MUSSELBURGH RACING 2019-20 FLAT

| | 1 | | 2 | | 3 | | 4 | | 5 | | 6 | | 7 | | 8 | | | |
|-------------------------------------------------|------------------|------------------|----------------|----------------|----------------|----------------|----------------|----------------|----------------|----------------|----------------|----------------|----------------|----------------|----------------|----------------|----------------|----------------|
| | Budget | Forecast | Budget | Forecast | Budget | Forecast | Budget | Forecast | Budget | Forecast | Budget | Forecast | Budget | Forecast | Budget | Forecast | | |
| 2019 DATES | | | 02-Apr | 02-Apr | 20-Apr | 20-Apr | 02-May | 02-May | 03-May | 03-May | 13-May | 13-May | 01-Jun | 01-Jun | 03-Jul | 03-Jul | | |
| 2018 DATES (COMPARABLE) | Total | Total | 05-Apr | 05-Apr | 31-Mar | 31-Mar | 03-May | 03-May | 04-May | 04-May | 30-Aug | 30-Aug | 02-Jun | 02-Jun | 04-Jul | 04-Jul | | |
| Raceday Income | £ | £ | £ | £ | £ | £ | £ | £ | £ | £ | £ | £ | £ | £ | £ | £ | | |
| Admissions | 603,150 | 698,855 | 8,000 | 6,684 | 60,000 | 74,681 | 5,000 | 6,353 | 15,450 | 13,877 | 7,700 | 6,557 | 330,000 | 370,983 | 10,300 | 13,396 | 19,400 | 23,863 |
| Racecards | 27,795 | 25,051 | 750 | 599 | 1,750 | 2,934 | 825 | 536 | 1,870 | 1,200 | 850 | 431 | 8,000 | 5,758 | 1,500 | 1,054 | 1,650 | 1,687 |
| Annual Members subscription fees | 28,800 | 23,400 | 1,800 | 1,440 | 1,800 | 1,440 | 1,800 | 1,440 | 1,800 | 1,440 | 1,800 | 1,440 | 1,800 | 1,440 | 1,800 | 1,440 | 1,800 | 1,440 |
| Bookmakers' badges | 53,990 | 51,906 | 2,000 | 1,678 | 5,000 | 7,600 | 2,100 | 1,282 | 3,000 | 2,470 | 2,000 | 1,678 | 12,000 | 10,440 | 2,300 | 1,912 | 2,040 | 2,836 |
| SIS LBO License Fee Per Race | 1,102,904 | 1,322,563 | 73,369 | 81,319 | 90,769 | 109,322 | 59,169 | 74,479 | 76,569 | 70,759 | 66,169 | 78,295 | 83,969 | 82,774 | 58,369 | 77,459 | 58,969 | 82,347 |
| RMG Media Rights License Fee | 386,408 | 475,458 | 21,467 | 21,467 | 42,935 | 42,935 | 21,467 | 21,467 | 21,467 | 21,467 | 21,467 | 21,467 | 42,935 | 42,935 | 21,467 | 21,467 | 21,467 | 21,467 |
| Totepool Commission | - | - | 0 | 0 | 0 | 0 | 0 | 0 | 0 | 0 | 0 | 0 | 0 | 0 | 0 | 0 | 0 | 0 |
| Betting Shop Commission | 6,520 | 13,979 | 400 | 599 | 850 | 1,282 | 130 | 575 | 550 | 926 | 200 | 429 | 700 | 1,800 | 200 | 720 | 450 | 620 |
| Catering Commission | 76,150 | 85,072 | 1,260 | 1,171 | 7,000 | 10,658 | 2,100 | 1,398 | 2,780 | 2,745 | 670 | 956 | 30,500 | 32,419 | 1,900 | 2,018 | 3,800 | 2,488 |
| Corporate Hospitality | 316,333 | 352,260 | 8,160 | 1,594 | 22,000 | 25,100 | 13,500 | 2,693 | 25,000 | 37,741 | 7,000 | 3,649 | 110,000 | 110,485 | 10,000 | 10,189 | 7,500 | 4,209 |
| Sponsors Contribution | 168,356 | 152,463 | 0 | 1,000 | 20,000 | 0 | 3,180 | 5,180 | 32,200 | 31,040 | 2,000 | 0 | 38,000 | 43,000 | 5,500 | 5,960 | 7,578 | 0 |
| HBLB Appearance Money | - | - | 0 | 0 | 0 | 0 | 0 | 0 | 0 | 0 | 0 | 0 | 0 | 0 | 0 | 0 | 0 | 0 |
| HBLB Fixture Incentive Scheme | 15,000 | 15,000 | 15,000 | 15,000 | 0 | 0 | 0 | 0 | 0 | 0 | 0 | 0 | 0 | 0 | 0 | 0 | 0 | 0 |
| HBLB Integrity Grant (fieldforce/cameras/photo) | 205,424 | 200,068 | 12,839 | 12,838 | 12,839 | 12,838 | 12,839 | 12,838 | 12,839 | 12,838 | 12,839 | 12,838 | 12,839 | 12,838 | 12,839 | 12,838 | 12,839 | 12,304 |
| Share of sale/claims | - | - | 0 | 0 | 0 | 0 | 0 | 0 | 0 | 0 | 0 | 0 | 0 | 0 | 0 | 0 | 0 | 0 |
| Contribution for fixture transfers | 20,000 | 20,000 | 10,000 | 10,000 | 0 | 0 | 0 | 0 | 0 | 0 | 10,000 | 10,000 | 0 | 0 | 0 | 0 | 0 | 0 |
| Total Raceday Income | 3,010,830 | 3,435,715 | 155,045 | 155,389 | 264,943 | 288,790 | 122,110 | 128,241 | 193,525 | 196,503 | 132,695 | 137,740 | 670,743 | 714,872 | 126,175 | 147,919 | 137,493 | 153,061 |
| Raceday Expenditure | | | | | | | | | | | | | | | | | | |
| Officials (including refreshments) | 18,920 | 22,075 | 1,000 | 1,157 | 1,100 | 400 | 1,400 | 1,558 | 1,200 | 997 | 1,000 | 997 | 1,600 | 3,237 | 1,100 | 1,959 | 1,400 | 1,037 |
| Owners & Trainers (catering etc) | 28,700 | 34,451 | 1,900 | 1,720 | 1,700 | 1,847 | 1,700 | 1,892 | 1,700 | 1,797 | 1,700 | 2,302 | 2,700 | 1,393 | 1,700 | 2,210 | 1,700 | 2,948 |
| Raceday Staff | 63,550 | 73,583 | 3,000 | 2,939 | 5,000 | 6,831 | 2,850 | 2,829 | 3,000 | 2,971 | 3,400 | 2,998 | 13,800 | 16,185 | 3,400 | 3,218 | 3,300 | 3,920 |
| Maintenance Track and Grounds | 69,000 | 82,182 | 5,000 | 5,699 | 5,500 | 5,012 | 3,000 | 2,561 | 3,000 | 2,560 | 2,000 | 3,927 | 12,000 | 11,127 | 2,000 | 1,560 | 3,000 | 3,087 |
| Stables & Accommodation | 65,100 | 61,928 | 4,400 | 2,310 | 5,800 | 5,024 | 3,400 | 3,097 | 3,400 | 3,065 | 4,000 | 2,612 | 5,800 | 5,189 | 4,300 | 3,721 | 3,000 | 4,289 |
| Racecards | 46,929 | 45,011 | 2,600 | 2,460 | 4,000 | 3,041 | 2,435 | 2,460 | 2,581 | 2,605 | 2,580 | 2,460 | 5,910 | 4,339 | 2,580 | 2,460 | 2,435 | 2,751 |
| Corp Hosp (Catering/Marquees etc) | 191,967 | 212,847 | 2,971 | 1,230 | 10,000 | 11,252 | 8,271 | 936 | 14,000 | 16,126 | 3,215 | 915 | 87,727 | 100,419 | 4,000 | 6,642 | 3,710 | 2,401 |
| Sponsorship (Banners/ BTO) | 20,800 | 23,806 | 1,300 | 992 | 1,300 | 1,755 | 1,300 | 925 | 1,300 | 1,841 | 1,300 | 1,153 | 1,300 | 882 | 1,300 | 1,377 | 1,300 | 1,198 |
| Marketing | 37,750 | 25,417 | | | 6,350 | 5,396 | 0 | 0 | | | | | 25,400 | 17,617 | | | 1,350 | 717 |
| Advertising | 99,363 | 111,761 | 516 | 4,182 | 28,225 | 29,484 | 500 | 214 | 666 | 214 | 666 | 429 | 32,751 | 40,019 | 650 | 540 | 2,600 | 2,930 |
| Police and security | 69,000 | 104,858 | 2,500 | 2,800 | 10,000 | 13,426 | 2,600 | 2,712 | 2,600 | 2,712 | 2,600 | 2,639 | 21,000 | 35,794 | 2,500 | 2,757 | 2,800 | 3,296 |
| Racetech Starting Stalls | 68,000 | 72,250 | 4,250 | 4,250 | 4,250 | 4,250 | 4,250 | 4,250 | 4,250 | 4,250 | 4,250 | 4,250 | 4,250 | 4,250 | 4,250 | 4,250 | 4,250 | 4,250 |
| Racetech Photofinish/Public Address/Timing | 22,400 | 21,862 | 1,400 | 1,286 | 1,400 | 1,286 | 1,400 | 1,286 | 1,400 | 1,286 | 1,400 | 1,286 | 1,400 | 1,286 | 1,400 | 1,286 | 1,400 | 1,286 |
| Medical / Vets Costs | 63,700 | 71,123 | 3,700 | 3,493 | 4,000 | 5,197 | 4,000 | 3,864 | 3,200 | 3,591 | 3,200 | 4,285 | 6,600 | 6,811 | 3,800 | 4,242 | 4,200 | 4,160 |
| BHA Fixture Licence Fee | 72,096 | 74,272 | 4,506 | 4,642 | 4,506 | 4,642 | 4,506 | 4,642 | 4,506 | 4,642 | 4,506 | 4,642 | 4,506 | 4,642 | 4,506 | 4,642 | 4,506 | 4,642 |
| HBLB Appearance Money Payments | - | - | 0 | 0 | 0 | 0 | 0 | 0 | 0 | 0 | 0 | 0 | 0 | 0 | 0 | 0 | 0 | 0 |
| Fixture Rental Fee | 48,000 | 37,000 | 0 | 0 | 29,000 | 29,000 | 4,000 | 4,000 | 0 | 0 | 15,000 | 0 | 0 | 0 | 0 | 0 | 0 | 0 |
| BHA Fixture Fees (Field Force etc) | 161,552 | 166,384 | 10,097 | 10,399 | 10,097 | 10,399 | 10,097 | 10,399 | 10,097 | 10,399 | 10,097 | 10,399 | 10,097 | 10,399 | 10,097 | 10,399 | 10,097 | 10,399 |
| Racetech TV coverage (integrity and cctv) | 67,254 | 63,724 | 4,203 | 3,765 | 4,209 | 3,765 | 4,203 | 3,765 | 4,203 | 3,765 | 4,203 | 3,765 | 4,203 | 3,765 | 4,203 | 3,765 | 4,203 | 3,765 |
| Operational Costs (Big Screen etc) | 293,480 | 350,233 | 3,583 | 3,617 | 39,785 | 43,161 | 3,583 | 3,464 | 3,323 | 3,356 | 3,323 | 3,250 | 168,371 | 186,969 | 3,583 | 3,775 | 6,873 | 9,722 |
| Total Raceday Expenditure | 1,507,561 | 1,654,767 | 56,926 | 56,941 | 176,222 | 185,168 | 63,495 | 54,854 | 64,426 | 66,177 | 68,440 | 52,309 | 409,415 | 454,323 | 55,369 | 58,803 | 62,124 | 66,798 |
| Gross Prize Money | 1,104,961 | 1,199,297 | 66,361 | 66,361 | 223,400 | 239,366 | 36,800 | 40,311 | 59,400 | 59,751 | 52,200 | 57,420 | 138,600 | 142,476 | 44,000 | 48,748 | 43,200 | 42,700 |
| less | | | | | | | | | | | | | | | | | | |
| HBLB General Prize Fund | 256,172 | 266,174 | 13,520 | 13,500 | 47,846 | 47,800 | 8,194 | 8,200 | 14,704 | 14,700 | 11,942 | 11,900 | 39,955 | 40,000 | 9,377 | 8,900 | 9,377 | 8,900 |
| Prize Money Grants | - | - | 0 | 0 | 0 | 0 | 0 | 0 | 0 | 0 | 0 | 0 | 0 | 0 | 0 | 0 | 0 | 0 |
| Race Incentive Funding (RIF) | 157,789 | 129,434 | 12,563 | 12,563 | 16,763 | 15,788 | 6,300 | 7,200 | 7,275 | 5,400 | 9,000 | 9,000 | 20,813 | 22,313 | 6,300 | 2,800 | 6,300 | 2,800 |
| Entry Fees | 78,484 | 98,216 | 3,000 | 3,474 | 16,560 | 24,490 | 2,095 | 2,916 | 3,881 | 4,064 | 2,500 | 4,012 | 6,000 | 11,788 | 2,500 | 3,311 | 2,772 | 3,314 |
| Total Non-Executive | 492,445 | 493,824 | 29,083 | 29,537 | 81,169 | 88,078 | 16,589 | 18,316 | 25,860 | 24,164 | 23,442 | 24,912 | 66,768 | 74,101 | 18,177 | 15,011 | 18,449 | 15,014 |
| Cost Prize Money to MRC | 612,516 | 705,473 | 37,278 | 36,824 | 142,231 | 151,288 | 20,211 | 21,995 | 33,540 | 35,587 | 28,758 | 32,508 | 71,832 | 68,375 | 25,823 | 33,737 | 24,751 | 27,686 |
| Expenditure + Prize Money | 2,120,077 | 2,360,240 | 94,204 | 93,765 | 318,453 | 336,456 | 83,706 | 76,849 | 97,966 | 101,764 | 97,198 | 84,817 | 481,247 | 522,698 | 81,192 | 92,540 | 86,875 | 94,484 |
| Raceday Profit/ -loss | 890,753 | 1,075,475 | 60,841 | 61,624 | -53,510 | -47,666 | 38,404 | 51,392 | 95,559 | 94,740 | 35,497 | 52,923 | 189,496 | 192,174 | 44,983 | 55,379 | 50,618 | 58,577 |
| Difference | | 63,293 | | 783 | | 5,844 | | 12,988 | | -820 | | 17,426 | | 2,678 | | 10,396 | | 7,959 |

| | 9 | | 10 | | 11 | | 12 | | 13 | | 14 | | 15 | | 16 | | |
|-------------------------------------------|----------------|----------------|----------------|----------------|----------------|----------------|----------------|----------------|----------------|----------------|----------------|----------------|----------------|----------------|----------------|----------------|---------------|
| | Budget | Forecast | Budget | Forecast | Budget | Forecast | Budget | Forecast | Budget | Forecast | Budget | Forecast | Budget | Forecast | Budget | Forecast | |
| 2019 DATES | 02-Aug | 02-Aug | 09-Aug | 09-Aug | 27-Aug | 27-Aug | 28-Aug | 28-Aug | 06-Sep | 06-Sep | 14-Sep | 14-Sep | 29-Sep | 29-Sep | 14-Oct | 14-Oct | |
| 2018 DATES (COMPARABLE) | 03-Aug | 03-Aug | 10-Aug | 10-Aug | 29-Aug | 29-Aug | 30-Aug | 30-Aug | 07-Sep | 07-Sep | 15-Sep | 15-Sep | 30-Sep | 30-Sep | 15-Oct | 15-Oct | |
| | £ | £ | £ | £ | £ | £ | £ | £ | £ | £ | £ | £ | £ | £ | £ | £ | |
| Raceday Income | | | | | | | | | | | | | | | | | |
| Admissions | 34,400 | 45,443 | 20,400 | 11,581 | 7,350 | 5,625 | 5,550 | 8,191 | 10,400 | 12,830 | 42,000 | 64,331 | 20,000 | 25,040 | 7,200 | 7,928 | 1,692 |
| Racecards | 2,000 | 2,034 | 1,750 | 1,211 | 800 | 466 | 1,200 | 895 | 1,200 | 840 | 1,500 | 2,638 | 1,550 | 2,053 | 600 | 518 | 197 |
| Annual Members subscription fees | 1,800 | 1,440 | 1,800 | 1,440 | 1,800 | 1,440 | 1,800 | 1,440 | 1,800 | 1,440 | 1,800 | 1,440 | 1,800 | 1,440 | 1,800 | 1,440 | 0 |
| Bookmakers' badges | 3,600 | 3,760 | 2,550 | 956 | 1,900 | 1,678 | 1,900 | 1,546 | 2,500 | 2,470 | 5,500 | 5,907 | 3,800 | 3,550 | 1,800 | 1,516 | 627 |
| SIS LBO License Fee Per Race | 63,969 | 65,640 | 64,969 | 60,690 | 60,169 | 65,570 | 67,369 | 73,320 | 67,769 | 66,170 | 67,569 | 96,230 | 66,369 | 83,027 | 77,369 | 76,980 | 78,182 |
| RMG Media Rights License Fee | 21,467 | 21,467 | 21,467 | 21,467 | 21,467 | 21,467 | 21,467 | 21,467 | 21,467 | 21,467 | 21,467 | 21,467 | 21,467 | 21,467 | 21,467 | 21,467 | 0 |
| Totepool Commission | 0 | 0 | 0 | 0 | 0 | 0 | 0 | 0 | 0 | 0 | 0 | 0 | 0 | 0 | 0 | 0 | 0 |
| Betting Shop Commission | 320 | 723 | 280 | 1,081 | 240 | 682 | 250 | 786 | 200 | 576 | 850 | 1,105 | 680 | 1,271 | 220 | 804 | 0 |
| Catering Commission | 4,800 | 7,042 | 3,100 | 2,345 | 1,200 | 1,267 | 1,800 | 2,067 | 2,740 | 2,333 | 6,900 | 11,166 | 5,000 | 3,938 | 600 | 863 | 198 |
| Corporate Hospitality | 20,258 | 25,037 | 22,100 | 32,346 | 5,200 | 5,696 | 14,140 | 27,177 | 24,425 | 20,559 | 15,050 | 27,584 | 8,500 | 15,936 | 3,500 | 2,265 | 0 |
| Sponsors Contribution | 7,200 | 5,700 | 10,840 | 10,880 | 2,505 | 2,450 | 6,233 | 12,343 | 4,620 | 4,520 | 8,500 | 10,840 | 12,000 | 14,550 | 8,000 | 5,000 | 0 |
| HBLB Appearance Money | 0 | 0 | 0 | 0 | 0 | 0 | 0 | 0 | 0 | 0 | 0 | 0 | 0 | 0 | 0 | 0 | 0 |
| HBLB Fixture Incentive Scheme | 0 | 0 | 0 | 0 | 0 | 0 | 0 | 0 | 0 | 0 | 0 | 0 | 0 | 0 | 0 | 0 | 0 |
| HBLB Integrity Grant (fieldforce/cameras) | 12,839 | 12,304 | 12,839 | 12,304 | 12,839 | 12,304 | 12,839 | 12,304 | 12,839 | 12,304 | 12,839 | 12,304 | 12,839 | 12,304 | 12,839 | 12,304 | 0 |
| Share of sale/claims | 0 | 0 | 0 | 0 | 0 | 0 | 0 | 0 | 0 | 0 | 0 | 0 | 0 | 0 | 0 | 0 | 0 |
| Contribution for fixture transfers | 0 | 0 | 0 | 0 | 0 | 0 | 0 | 0 | 0 | 0 | 0 | 0 | 0 | 0 | 0 | 0 | 0 |
| Total Raceday Income | 172,653 | 190,590 | 162,095 | 156,301 | 115,470 | 118,645 | 134,548 | 161,536 | 149,960 | 145,509 | 183,975 | 255,012 | 154,005 | 184,576 | 135,395 | 131,085 | 80,896 |
| Raceday Expenditure | | | | | | | | | | | | | | | | | |
| Officials (including refreshments) | 1,000 | 1,808 | 1,500 | 1,316 | 900 | 911 | 950 | 890 | 1,300 | 1,404 | 1,450 | 1,169 | 970 | 890 | 1,050 | 1,456 | 889 |
| Owners & Trainers Catering | 1,700 | 1,871 | 1,800 | 1,622 | 1,700 | 2,156 | 1,700 | 1,855 | 1,700 | 1,946 | 1,900 | 2,239 | 1,700 | 2,459 | 1,700 | 1,798 | 2,396 |
| Raceday Staff | 3,600 | 4,289 | 3,000 | 3,422 | 2,700 | 3,016 | 2,700 | 3,046 | 2,900 | 3,206 | 3,800 | 5,019 | 4,000 | 4,124 | 3,100 | 2,989 | 2,581 |
| Maintenance Track and Grounds | 4,500 | 4,796 | 4,500 | 4,391 | 3,000 | 3,690 | 3,000 | 3,686 | 4,500 | 4,010 | 4,000 | 7,160 | 4,000 | 6,642 | 6,000 | 6,810 | 5,464 |
| Stables & Accommodation | 3,000 | 3,847 | 4,000 | 3,505 | 4,000 | 4,081 | 4,000 | 4,079 | 4,000 | 2,177 | 4,000 | 4,102 | 4,000 | 4,060 | 4,000 | 3,437 | 3,333 |
| Racecards | 2,580 | 2,896 | 2,580 | 2,435 | 2,435 | 2,460 | 2,580 | 2,460 | 2,580 | 2,310 | 3,600 | 2,954 | 2,872 | 2,547 | 2,581 | 2,373 | 2,000 |
| Corp Hospo (Catering/Marquees etc) | 10,200 | 12,383 | 11,500 | 16,988 | 2,665 | 3,531 | 8,900 | 10,416 | 11,347 | 12,057 | 7,516 | 9,002 | 4,302 | 7,825 | 1,643 | 724 | 0 |
| Sponsorship (Banners/ BTO) | 1,300 | 1,563 | 1,300 | 1,505 | 1,300 | 1,340 | 1,300 | 1,697 | 1,300 | 1,502 | 1,300 | 1,543 | 1,300 | 1,743 | 1,300 | 1,237 | 1,553 |
| Marketing | 300 | 300 | 0 | 0 | 0 | 0 | 0 | 0 | 0 | 0 | 4,000 | 1,037 | 350 | 350 | 0 | 0 | 0 |
| Advertising | 5,736 | 3,333 | 2,366 | 1,130 | 450 | 250 | 450 | 299 | 600 | 728 | 14,537 | 22,051 | 8,000 | 5,346 | 650 | 612 | 0 |
| Police and security | 3,200 | 4,988 | 2,700 | 3,643 | 2,300 | 2,629 | 2,300 | 2,628 | 2,400 | 2,791 | 4,000 | 11,183 | 3,000 | 5,470 | 2,500 | 2,608 | 2,782 |
| Racetech Starting Stalls | 4,250 | 4,250 | 4,250 | 4,250 | 4,250 | 4,250 | 4,250 | 4,250 | 4,250 | 4,250 | 4,250 | 4,250 | 4,250 | 4,250 | 4,250 | 4,250 | 4,250 |
| Racetech CCTV/Public Address/Timing | 1,400 | 1,286 | 1,400 | 1,286 | 1,400 | 1,286 | 1,400 | 1,286 | 1,400 | 1,286 | 1,400 | 1,286 | 1,400 | 1,286 | 1,400 | 1,286 | 1,286 |
| Medical / Vets Costs | 3,900 | 3,863 | 3,800 | 3,625 | 3,300 | 3,565 | 4,300 | 3,554 | 3,300 | 3,921 | 4,400 | 4,748 | 3,800 | 4,658 | 4,200 | 3,752 | 3,794 |
| BHA Fixture Licence Fee | 4,506 | 4,642 | 4,506 | 4,642 | 4,506 | 4,642 | 4,506 | 4,642 | 4,506 | 4,642 | 4,506 | 4,642 | 4,506 | 4,642 | 4,506 | 4,642 | 0 |
| HBLB Appearance Money Payments | 0 | 0 | 0 | 0 | 0 | 0 | 0 | 0 | 0 | 0 | 0 | 0 | 0 | 0 | 0 | 0 | 0 |
| Fixture Rental Fee | 0 | 0 | 0 | 0 | 0 | 4,000 | 0 | 0 | 0 | 0 | 0 | 0 | 0 | 0 | 0 | 0 | 0 |
| BHA Fixture Fees (Field Force etc) | 10,097 | 10,399 | 10,097 | 10,399 | 10,097 | 10,399 | 10,097 | 10,399 | 10,097 | 10,399 | 10,097 | 10,399 | 10,097 | 10,399 | 10,097 | 10,399 | 0 |
| Racetech TV coverage (integrity and cctv) | 4,203 | 3,765 | 4,203 | 3,765 | 4,203 | 3,765 | 4,203 | 3,765 | 4,203 | 3,765 | 4,203 | 3,765 | 4,203 | 3,765 | 4,203 | 3,765 | 3,484 |
| Operational Costs (Big Screen etc) | 10,158 | 17,178 | 3,323 | 6,744 | 3,323 | 3,533 | 3,323 | 3,506 | 3,583 | 3,441 | 22,920 | 38,194 | 10,843 | 12,140 | 3,583 | 4,495 | 3,688 |
| Total Raceday Expenditure | 75,630 | 87,457 | 66,825 | 74,668 | 52,529 | 59,504 | 59,959 | 62,458 | 63,966 | 63,835 | 101,879 | 134,743 | 73,593 | 82,596 | 56,763 | 56,633 | 37,500 |
| Gross Prize Money | 46,000 | 46,000 | 63,000 | 68,045 | 39,800 | 37,100 | 48,200 | 46,900 | 41,800 | 39,300 | 75,000 | 94,545 | 61,200 | 64,100 | 66,000 | 63,575 | 42,600 |
| less | | | | | | | | | | | | | | | | | |
| HBLB General Prize Fund | 10,758 | 10,300 | 16,677 | 16,200 | 10,364 | 9,900 | 9,772 | 9,300 | 8,391 | 7,900 | 17,860 | 17,400 | 10,758 | 10,300 | 16,677 | 15,974 | 15,000 |
| Prize Money Grants (e.g. Lead Fixture Pa | 0 | 0 | 0 | 0 | 0 | 0 | 0 | 0 | 0 | 0 | 0 | 0 | 0 | 0 | 0 | 0 | 0 |
| Race Incentive Funding (RIF) | 6,900 | 3,600 | 10,200 | 6,560 | 6,300 | 2,800 | 6,300 | 2,800 | 6,300 | 2,800 | 21,250 | 18,160 | 8,175 | 4,600 | 7,050 | 7,450 | 2,800 |
| Entry Fees | 3,300 | 2,958 | 7,900 | 4,392 | 3,182 | 3,482 | 3,363 | 3,627 | 2,667 | 3,594 | 5,000 | 8,588 | 7,399 | 4,546 | 7,265 | 5,155 | 4,505 |
| Total Non-Executive | 20,958 | 16,858 | 33,877 | 27,152 | 19,846 | 16,182 | 19,435 | 15,727 | 17,358 | 14,294 | 44,110 | 44,148 | 26,332 | 19,446 | 30,992 | 28,579 | 22,305 |
| Cost Prize Money to MRC | 25,042 | 29,142 | 29,123 | 40,893 | 19,954 | 20,918 | 28,765 | 31,173 | 24,442 | 25,006 | 30,890 | 50,397 | 34,868 | 44,654 | 35,008 | 34,996 | 20,295 |
| Expenditure + Prize Money | 100,672 | 116,599 | 95,948 | 115,561 | 72,483 | 80,422 | 88,724 | 93,631 | 88,408 | 88,841 | 132,769 | 185,140 | 108,461 | 127,250 | 91,771 | 91,629 | 57,795 |
| Raceday Profit/ -loss | 71,981 | 73,991 | 66,147 | 40,740 | 42,987 | 38,223 | 45,824 | 67,905 | 61,552 | 56,668 | 51,206 | 69,872 | 45,544 | 57,326 | 43,624 | 39,457 | 23,101 |
| Difference | | 2,010 | | -25,407 | | -4,764 | | 22,081 | | -4,884 | | 18,666 | | 11,782 | | -4,168 | |

89,050

MUSSELBURGH RACING 2019-20 JUMP

| | 17 | 18 | 19 | 20 |
|-------------------------------------------------|------------------|------------------|----------------|----------------|
| 2019 DATES | Budget | Forecast | Budget | Forecast |
| 2018 DATES (COMPARABLE) | Budget | Forecast | Budget | Forecast |
| | 06-Nov | 06-Nov | 25-Nov | 25-Nov |
| | 07-Nov | 07-Nov | 26-Nov | 26-Nov |
| | 02-Dec | 02-Dec | 03-Dec | 03-Dec |
| | 09-Dec | 09-Dec | 10-Dec | 10-Dec |
| | 09-Dec | 09-Dec | 10-Dec | 10-Dec |
| | 09-Dec | 09-Dec | 10-Dec | 10-Dec |
| | 09-Dec | 09-Dec | 10-Dec | 10-Dec |
| 2019 DATES | | | | |
| 2018 DATES (COMPARABLE) | | | | |
| Raceday Income | £ | £ | £ | £ |
| Admissions | 187,100 | 206,475 | 5,000 | 7,933 |
| Racecards | 12,920 | 10,783 | 670 | 977 |
| Annual Members subscription fees | 19,200 | 15,840 | 1,600 | 1,440 |
| Bookmakers' badges | 30,840 | 22,790 | 1,850 | 1,200 |
| SIS LBO License Fee Per Race | 806,536 | 804,469 | 57,059 | 75,769 |
| RMG Media Right License Fee | 343,476 | 257,607 | 21,467 | 21,467 |
| Totepool Commission | 0 | 0 | 0 | 0 |
| Betting Shop Commission | 5,470 | 5,048 | 340 | 765 |
| Catering Commission | 25,254 | 27,328 | 1,000 | 1,018 |
| Corporate Hospitality | 90,830 | 80,669 | 7,535 | 21,690 |
| Sponsors Contribution | 90,440 | 63,840 | 1,840 | 2,000 |
| HBLB Appearance Money | 0 | 0 | 0 | 0 |
| HBLB Fixture Incentive Scheme | 64,000 | 58,000 | 0 | 0 |
| HBLB Integrity Grant (Fieldforce/cameras/photo) | 154,068 | 137,213 | 12,839 | 12,304 |
| Share of sale/claims | 0 | 0 | 0 | 0 |
| Contribution for fixture transfers | 15,000 | 5,000 | 0 | 0 |
| Total Raceday Income | 1,845,134 | 1,695,062 | 111,200 | 146,563 |
| Raceday Expenditure | | | | |
| Officials (including refreshments) | 17,700 | 12,790 | 1,300 | 1,429 |
| Owners & Trainers (catering etc) | 21,300 | 20,864 | 1,700 | 2,496 |
| Raceday Staff | 41,200 | 35,573 | 2,800 | 3,130 |
| Maintenance Track and Grounds | 65,100 | 68,291 | 5,100 | 6,694 |
| Stables & Accommodation | 48,900 | 33,984 | 4,000 | 2,882 |
| Racecards | 33,125 | 28,119 | 2,580 | 2,431 |
| Corp Hosp (Catering/Marquees etc) | 42,894 | 56,990 | 2,307 | 8,497 |
| Sponsorship (Banners/ BTO) | 15,600 | 12,778 | 1,300 | 2,552 |
| Marketing | 6,650 | 3,762 | 0 | 0 |
| Advertising | 33,332 | 32,374 | 600 | 430 |
| Police and security | 35,200 | 40,014 | 2,400 | 2,633 |
| Racetech Photofinish/Public Address/Timing | 16,400 | 13,359 | 1,300 | 1,196 |
| Medical / Vets Costs | 61,000 | 66,710 | 4,500 | 5,163 |
| BHA Fixture Licence Fee | 55,224 | 56,440 | 4,506 | 4,642 |
| Appearance Money Payments | 0 | 0 | 0 | 0 |
| Fixture Rental Fee | 16,500 | 12,500 | 0 | 0 |
| BHA Fixture Fees (Field Force etc) | 154,068 | 126,459 | 12,839 | 10,399 |
| Racetech TV coverage (integrity and cctv) | 52,012 | 45,604 | 4,203 | 3,765 |
| HFL Laboratory Costs | 0 | 0 | 0 | 0 |
| Operational Costs (Big Screen etc) | 91,899 | 118,916 | 3,648 | 3,095 |
| Total Raceday Expenditure | 808,104 | 785,527 | 55,083 | 61,434 |
| Gross Prize Money | 846,100 | 672,581 | 40,500 | 42,200 |
| less | | | | |
| HBLB General Prize Fund | 288,744 | 261,733 | 17,120 | 16,600 |
| Prize Money Grants (e.g. Lead Fixture Payments) | 5,000 | 5,000 | 0 | 0 |
| Race Incentive Funding (RIF) | 144,675 | 52,600 | 5,400 | 2,400 |
| HBLB Winter Jump Payment | 0 | 0 | 0 | 0 |
| Entry Fees | 52,700 | 48,418 | 3,000 | 3,687 |
| Total Non-Executive | 491,119 | 367,751 | 25,520 | 22,687 |
| Cost Prize Money to MRC (C-D) | 354,981 | 304,830 | 14,980 | 19,513 |
| Expenditure plus Prize Money | 1,163,085 | 1,090,357 | 70,063 | 80,947 |
| Raceday Profit/ (loss) | 682,049 | 604,705 | 41,137 | 65,616 |
| Difference | | -77,344 | | -926 |
| | | | | 10,105 |

MUSSELBURGH RACING 2019-20 JUMP

| | 21 | | 22 | | 23 | | 24 | | 25 | | 26 | | 27 | | 28 | | | |
|-------------------------------------------|----------------|----------------|----------------|----------------|----------------|----------------|----------------|----------------|----------------|----------------|----------------|----------------|----------------|----------------|----------------|----------------|---------------|---------------|
| 2020 DATES | Budget | Forecast | Budget | Forecast | Budget | Forecast | Budget | Forecast | Budget | Forecast | Budget | Forecast | Budget | Forecast | Budget | Forecast | Extra Meeting | Extra Meeting |
| 2019 DATES (COMPARABLE) | 01-Jan | 01-Jan | 03-Jan | 03-Jan | 17-Jan | 17-Jan | 01-Feb | 01-Feb | 02-Feb | 02-Feb | 26-Feb | 26-Feb | BHA TBC | BHA TBC | Budget | Forecast | 18-Feb | 27-Feb |
| | 01-Jan | 01-Jan | 07-Jan | 07-Jan | 18-Jan | 18-Jan | 02-Feb | 02-Feb | 03-Feb | 03-Feb | 27-Feb | 27-Feb | 10-Mar | 10-Mar | 15-Mar | 15-Mar | | |
| | £ | £ | £ | £ | £ | £ | £ | £ | £ | £ | £ | £ | £ | £ | £ | £ | £ | £ |
| Raceday Income | 105,000 | 128,175 | 5,000 | 8,740 | 3,500 | 3,947 | 18,250 | 30,022 | 15,500 | 11,642 | 3,500 | 3,500 | 3,500 | 0 | 12,000 | 0 | 933 | 1,000 |
| Admissions | 105,000 | 128,175 | 5,000 | 8,740 | 3,500 | 3,947 | 18,250 | 30,022 | 15,500 | 11,642 | 3,500 | 3,500 | 3,500 | 0 | 12,000 | 0 | 933 | 1,000 |
| Racecards | 4,000 | 4,247 | 500 | 1,033 | 600 | 461 | 1,500 | 1,515 | 1,500 | 1,085 | 700 | 337 | 700 | 0 | 800 | 0 | 75 | 75 |
| Annual Members subscription fees | 1,600 | 1,440 | 1,600 | 1,440 | 1,600 | 1,440 | 1,600 | 1,440 | 1,600 | 1,440 | 1,600 | 1,440 | 1,600 | 0 | 1,600 | 1,440 | 0 | 0 |
| Bookmakers' badges | 8,000 | 7,475 | 1,800 | 1,546 | 1,500 | 1,408 | 4,750 | 4,750 | 3,640 | 2,705 | 1,500 | 1,270 | 1,500 | 0 | 1,600 | 0 | 300 | 300 |
| SIS LBO License Fee Per Race | 63,059 | 78,750 | 62,033 | 71,160 | 59,033 | 65,250 | 81,573 | 82,790 | 75,773 | 68,790 | 68,773 | 68,773 | 65,773 | 0 | 87,373 | 47,500 | 75,000 | 45,500 |
| RMG Media Right License Fee | 42,935 | 42,935 | 21,467 | 21,467 | 21,467 | 21,467 | 42,935 | 42,935 | 42,935 | 42,935 | 21,467 | 21,467 | 21,467 | 0 | 42,935 | 0 | 0 | 0 |
| Totepool Commission | 0 | 0 | 0 | 0 | 0 | 0 | 0 | 0 | 0 | 0 | 0 | 0 | 0 | 0 | 0 | 0 | 0 | 0 |
| Betting Shop Commission | 850 | 850 | 400 | 400 | 330 | 330 | 750 | 750 | 500 | 500 | 380 | 380 | 380 | 0 | 640 | 0 | 368 | 100 |
| Catering Commission | 7,500 | 14,353 | 1,226 | 1,146 | 1,200 | 1,449 | 3,700 | 3,700 | 2,500 | 2,500 | 1,521 | 1,521 | 1,521 | 0 | 1,986 | 0 | 0 | 0 |
| Corporate Hospitality | 10,000 | 18,029 | 3,155 | 5,153 | 7,110 | 1,505 | 15,500 | 18,134 | 8,230 | 5,201 | 4,470 | 945 | 4,470 | 0 | 5,000 | 0 | 0 | 0 |
| Sponsors Contribution | 20,000 | 20,000 | 2,920 | 0 | 1,000 | 0 | 21,000 | 20,000 | 20,000 | 20,000 | 3,900 | 0 | 2,188 | 0 | 15,000 | 0 | 0 | 0 |
| HBLB Appearance Money | 0 | 0 | 0 | 0 | 0 | 0 | 0 | 0 | 0 | 0 | 0 | 0 | 0 | 0 | 0 | 0 | 0 | 0 |
| HBLB Fixture Incentive Scheme | 0 | 0 | 8,000 | 8,000 | 20,000 | 20,000 | 0 | 0 | 15,000 | 15,000 | 15,000 | 15,000 | 6,000 | 0 | 0 | 0 | 0 | 0 |
| HBLB Integrity Grant (Fieldforce/cameras) | 12,839 | 12,571 | 12,839 | 12,571 | 12,839 | 12,571 | 12,839 | 12,571 | 12,839 | 12,571 | 12,839 | 12,571 | 12,839 | 0 | 12,839 | 12,571 | 0 | 0 |
| Share of sale/claims | 0 | 0 | 0 | 0 | 0 | 0 | 0 | 0 | 0 | 0 | 0 | 0 | 0 | 0 | 0 | 0 | 0 | 0 |
| Contribution for fixture transfers | 0 | 0 | 5,000 | 5,000 | 0 | 0 | 0 | 0 | 0 | 0 | 0 | 0 | 0 | 0 | 0 | 0 | 0 | 0 |
| Total Raceday Income | 275,783 | 328,825 | 125,940 | 137,656 | 130,179 | 129,828 | 204,397 | 218,607 | 200,017 | 184,369 | 135,650 | 127,204 | 121,938 | 0 | 181,773 | 61,511 | 76,676 | 46,975 |
| Raceday Expenditure | | | | | | | | | | | | | | | | | | |
| Officials (including refreshments) | 1,700 | 1,130 | 1,500 | 1,106 | 1,500 | 1,025 | 1,500 | 1,500 | 1,500 | 968 | 1,600 | 1,600 | 1,600 | 0 | 1,600 | 0 | 1,300 | 1,300 |
| Owners & Trainers Catering | 2,200 | 2,524 | 1,800 | 2,628 | 1,700 | 1,526 | 1,700 | 2,323 | 2,000 | 1,723 | 1,700 | 2,200 | 1,700 | 0 | 1,700 | 0 | 1,700 | 1,700 |
| Raceday Staff | 10,000 | 10,159 | 2,900 | 3,093 | 2,900 | 2,868 | 2,900 | 2,469 | 2,900 | 2,528 | 2,900 | 2,900 | 2,900 | 0 | 2,900 | 0 | 2,900 | 2,900 |
| Maintenance Track and Grounds | 8,500 | 8,060 | 5,100 | 4,882 | 5,100 | 5,405 | 4,600 | 4,901 | 4,600 | 5,017 | 5,100 | 5,500 | 5,100 | 0 | 6,600 | 4,000 | 6,000 | 6,000 |
| Stables & Accommodation | 5,500 | 4,908 | 4,000 | 2,870 | 3,900 | 2,702 | 3,900 | 4,319 | 3,900 | 2,932 | 3,900 | 3,900 | 3,900 | 0 | 3,900 | 0 | 3,000 | 2,500 |
| Racecards | 3,800 | 3,187 | 2,686 | 2,460 | 2,686 | 2,460 | 2,973 | 2,547 | 2,665 | 2,489 | 2,665 | 2,665 | 2,665 | 0 | 2,665 | 0 | 2,500 | 2,500 |
| Corp Hosp (Catering/Marqueses etc) | 7,337 | 11,632 | 2,300 | 4,059 | 2,665 | 2,072 | 7,500 | 11,818 | 3,919 | 3,779 | 1,585 | 1,585 | 1,585 | 0 | 3,458 | 0 | 0 | 0 |
| Sponsorship (Banners/ BTO) | 1,300 | 874 | 1,300 | 1,065 | 1,300 | 1,044 | 1,300 | 929 | 1,300 | 937 | 1,300 | 1,300 | 1,300 | 0 | 1,300 | 1,000 | 0 | 0 |
| Marketing | 5,800 | 3,762 | 0 | 0 | 0 | 0 | 650 | 0 | 0 | 0 | 0 | 0 | 0 | 0 | 0 | 0 | 0 | 0 |
| Advertising | 17,416 | 20,947 | 870 | 200 | 870 | 399 | 8,820 | 7,561 | 650 | 120 | 650 | 650 | 650 | 0 | 650 | 650 | 0 | 0 |
| Police and security | 8,800 | 11,083 | 2,400 | 2,723 | 2,400 | 2,614 | 2,400 | 4,438 | 2,400 | 4,438 | 2,400 | 2,510 | 2,400 | 0 | 2,400 | 1,000 | 2,500 | 2,200 |
| Racetech CCTV/Public Address | 1,400 | 1,225 | 1,400 | 1,225 | 1,400 | 1,225 | 1,400 | 1,225 | 1,400 | 1,225 | 1,400 | 1,225 | 1,400 | 0 | 1,400 | 1,225 | 0 | 0 |
| Medical / Vets Costs | 11,500 | 13,794 | 4,500 | 5,715 | 4,500 | 5,937 | 4,500 | 5,496 | 4,500 | 5,007 | 4,500 | 4,804 | 4,500 | 0 | 4,500 | 2,000 | 4,500 | 4,500 |
| BHA Fixture Licence Fee | 4,650 | 4,734 | 4,650 | 4,734 | 4,650 | 4,734 | 4,650 | 4,734 | 4,650 | 4,734 | 4,650 | 4,734 | 4,650 | 0 | 4,650 | 4,734 | 4,734 | 4,734 |
| Appearance Money Payments | 0 | 0 | 0 | 0 | 0 | 0 | 0 | 0 | 0 | 0 | 0 | 0 | 0 | 0 | 0 | 0 | 0 | 0 |
| Fixture Rental Fee | 11,250 | 11,250 | 1,250 | 1,250 | 0 | 0 | 0 | 0 | 0 | 0 | 0 | 0 | 4,000 | 0 | 0 | 0 | 0 | 0 |
| BHA Fixture Fees (Field Force etc) | 12,839 | 10,608 | 12,839 | 10,608 | 12,839 | 10,608 | 12,839 | 10,608 | 12,839 | 10,608 | 12,839 | 10,608 | 12,839 | 0 | 12,839 | 10,608 | 10,607 | 10,607 |
| Racetech TV coverage (integrity and c | 4,400 | 3,818 | 4,400 | 3,818 | 4,400 | 3,818 | 4,400 | 3,818 | 4,400 | 3,818 | 4,400 | 3,818 | 4,400 | 0 | 4,400 | 3,818 | 3,818 | 3,818 |
| HFL Laboratory Costs | 0 | 0 | 0 | 0 | 0 | 0 | 0 | 0 | 0 | 0 | 0 | 0 | 0 | 0 | 0 | 0 | 0 | 0 |
| Operational Costs (Big Screen etc) | 52,926 | 77,965 | 3,323 | 2,995 | 3,323 | 3,094 | 3,948 | 6,513 | 3,623 | 6,527 | 3,583 | 3,583 | 3,583 | 0 | 3,583 | 2,000 | 2,500 | 3,500 |
| Total Raceday Expenditure | 171,318 | 201,660 | 57,218 | 55,431 | 56,133 | 51,531 | 69,980 | 75,199 | 57,246 | 56,850 | 55,172 | 53,582 | 59,172 | 0 | 58,545 | 31,035 | 46,059 | 46,259 |
| Gross Prize Money | 96,000 | 102,400 | 39,200 | 41,411 | 41,200 | 38,900 | 130,000 | 142,147 | 112,000 | 118,606 | 46,300 | 42,714 | 51,000 | 0 | 140,600 | 0 | 52,400 | 42,000 |
| less | | | | | | | | | | | | | | | | | | |
| HBLB General Prize Fund | 38,926 | 36,900 | 16,699 | 14,600 | 19,600 | 14,100 | 43,522 | 46,600 | 36,440 | 40,400 | 18,771 | 15,600 | 19,864 | 0 | 19,864 | 0 | 42,400 | 37,000 |
| Prize Money Grants (e.g. Lead Fixture Pa | 0 | 0 | 0 | 0 | 0 | 0 | 0 | 0 | 5,000 | 5,000 | 0 | 0 | 0 | 0 | 0 | 0 | 0 | 0 |
| Race Incentive Funding (RIF) | 10,475 | 7,100 | 4,500 | 2,400 | 4,500 | 2,000 | 13,975 | 10,700 | 16,800 | 12,800 | 5,400 | 2,400 | 5,400 | 0 | 53,700 | 0 | 0 | 0 |
| HBLB Winter Jump Payment | 0 | 0 | 0 | 0 | 0 | 0 | 0 | 0 | 0 | 0 | 0 | 0 | 0 | 0 | 0 | 0 | 0 | 0 |
| Entry Fees | 6,700 | 9,065 | 2,000 | 3,213 | 2,000 | 2,998 | 10,000 | 8,826 | 6,000 | 6,100 | 3,000 | 3,466 | 3,000 | 0 | 8,000 | 0 | 3,847 | 2,777 |
| Total Non-Executive | 56,101 | 53,065 | 23,199 | 20,213 | 26,100 | 19,098 | 67,497 | 66,126 | 64,240 | 64,300 | 27,171 | 21,466 | 28,264 | 0 | 81,564 | 0 | 46,247 | 39,777 |
| Cost Prize Money to MRC (C-D) | 39,899 | 49,335 | 16,001 | 21,198 | 15,100 | 19,802 | 62,503 | 76,021 | 47,760 | 54,306 | 19,129 | 21,248 | 22,736 | 0 | 59,036 | 0 | 6,153 | 2,223 |
| Expenditure plus Prize Money | 211,217 | 250,995 | 73,219 | 76,629 | 71,233 | 71,333 | 132,483 | 151,220 | 105,006 | 111,156 | 74,301 | 74,830 | 81,908 | 0 | 117,581 | 31,035 | 52,212 | 48,482 |
| Raceday Profit/ (loss) | 64,566 | 77,830 | 52,721 | 61,027 | 58,946 | 58,495 | 71,914 | 67,387 | 95,011 | 73,213 | 61,349 | 52,374 | 40,030 | 0 | 64,192 | 30,476 | 24,464 | -1,507 |
| Difference | | 13,264 | | 8,306 | | -451 | | -4,527 | | -21,798 | | -8,975 | | -40,030 | | -33,716 | | |

MUSSELBURGH RACING ATTENDANCES 2018/19 TO 2019-20

| | FIXTURE LIST 2019/20 | Paying Public | Comps | Comps | 2019/20 Total | Paying Public | Comps | Comps | 2018/19 Total | Remarks on changes from 2018-19 to 19-20 |
|--------|----------------------------------|---------------|-------------------------|--------------|---------------|---------------|-------------------------|--------------|---------------|------------------------------------------|
| | | | Members Owners Trainers | Kids | | | Members Owners Trainers | Kids | | |
| Flat | Tuesday 2 April | 572 | 679 | 17 | 1,268 | Abandoned | | | - | |
| Flat | Easter Saturday | 4,048 | 860 | 641 | 5,549 | 2,518 | 611 | 282 | 3,411 | Was in March in 2018 |
| Flat | Thursday 2 May | 394 | 461 | 0 | 855 | 514 | 436 | 20 | 970 | Was an evening fixture in 2018 |
| Flat | Friday 3 May | 1,142 | 481 | 22 | 1,645 | 1,154 | 456 | 17 | 1,627 | |
| Flat | Monday 13 May | 448 | 496 | 6 | 950 | 0 | 0 | 0 | - | New fixture 2019 |
| Flat | Saturday 1 June | 9,561 | 867 | 0 | 10,428 | 9,016 | 1,004 | 0 | 10,020 | |
| Flat | Saturday 8 June | 0 | 0 | 0 | - | 3,581 | 790 | 49 | 4,420 | Not staged in 2019 |
| Flat | Wednesday 3 July | 1,013 | 546 | 52 | 1,611 | 766 | 528 | 54 | 1,348 | |
| Flat | Tuesday 23 July | 1,536 | 648 | 985 | 3,169 | 1,318 | 400 | 1,065 | 2,783 | |
| Flat | Friday 2 August (Eve) | 3,150 | 522 | 91 | 3,763 | 2,247 | 669 | 97 | 3,013 | |
| Flat | Friday 9 August | 995 | 446 | 98 | 1,539 | 1,527 | 518 | 105 | 2,150 | |
| Flat | Tuesday 27 August (Eve) | 265 | 465 | 23 | 753 | 562 | 498 | 17 | 1,077 | Moved from Wednesday 29 August 2018 |
| Flat | Wednesday 28 August | 706 | 429 | 20 | 1,155 | 530 | 409 | 17 | 956 | Moved from Thursday 30 August 2018 |
| Flat | Friday 6 September (Eve) | 1,008 | 485 | 17 | 1,510 | 1,062 | 457 | 8 | 1,527 | |
| Flat | Saturday 14 September (Twilight) | 3,589 | 690 | 35 | 4,314 | 2,299 | 759 | 26 | 3,084 | |
| Flat | Sunday 29 September | 1,808 | 885 | 330 | 3,023 | 1,220 | 967 | 250 | 2,437 | |
| Flat | Monday 14 October | 457 | 459 | 65 | 981 | 545 | 507 | 45 | 1,097 | |
| Flat | Tuesday 15 October | 200 | 251 | 32 | 483 | 0 | 0 | 0 | - | Extra Meeting |
| N/Hunt | Wednesday 6 November | 609 | 532 | 1 | 1,142 | 555 | 452 | 5 | 1,012 | |
| N/Hunt | Monday 25 November | 399 | 458 | 2 | 859 | 462 | 410 | 7 | 879 | |
| N/Hunt | Monday 2 December | Abandoned | | | - | 472 | 416 | 7 | 895 | New Fixture |
| N/Hunt | Monday 9 December | 496 | 456 | 2 | 954 | 474 | 463 | 3 | 940 | |
| N/Hunt | Tuesday 1 January | 5,293 | 588 | 164 | 6,120 | 4,835 | 701 | 272 | 5,808 | |
| N/Hunt | Friday 3 January | 662 | 436 | 51 | 1,149 | 221 | 389 | 11 | 621 | |
| N/Hunt | Friday 17 January | 368 | 433 | 9 | 810 | Abandoned | | | - | |
| N/Hunt | Saturday 1 February | 1,395 | 626 | 17 | 2,038 | Abandoned | | | - | |
| N/Hunt | Sunday 2 February | 1,824 | 482 | 31 | 2,337 | Abandoned | | | - | |
| N/Hunt | Sunday 9 February | | | | - | Abandoned | | | - | Extra Meeting 2019 |
| N/Hunt | Wednesday 12 February | | | | - | 998 | 358 | | 1,356 | |
| N/Hunt | Tuesday 18th february | 112 | 255 | 0 | 367 | | | | | Extra Meeting 2020 |
| N/Hunt | Wednesday 26 February | 249 | 388 | 0 | 637 | 777 | 384 | 0 | 1,161 | |
| N/Hunt | Thursday 27 February | 68 | 272 | | 340 | 365 | 349 | 0 | 714 | Extra Meeting 2019 |
| N/Hunt | Sunday 8 March | 0 | 0 | 0 | - | 504 | 523 | 0 | 1,027 | |
| N/Hunt | Friday 20 March | 0 | 0 | 0 | - | 641 | 571 | 14 | 1,226 | |
| | TOTAL | 42,367 | 14,596 | 2,711 | 59,749 | 39,163 | 14,025 | 2,371 | 55,559 | |

FLAT 2019-20

| FLAT 2019-20 | | | | | | | | | | | | | | | | |
|--------------|------|-----------------|---------|---------|---------|---------------------|-------|----------|----|------------|----------|-------------------------------------------------------|---------------------------------------------------------------|----------------|------------|-----------|
| 1 | | | Actual | Budget | Actual | TUESDAY 2ND APRIL | | | | | | The Sponsor Borderlescott Sprint Trophy Raceday | | | | |
| RACE TIMES | AGE | RACE TYPE | Runs 17 | Runs 19 | Runs 19 | RATING | CLASS | DISTANCE | SF | PRIZEMONEY | TPF | Entry | SPONSOR/RACE TITLE | SPONSOR INCOME | RIF | Notes |
| | | | | | | | | | | £361 | | | To be Achieved | £0.00 | | |
| 2.15 | 2YO | NOVICE | 10 | 8 | 7 | OPEN | 4 | 5F | 14 | £7,000 | £7,400 | £37 | | £1,000.00 | | EBF £1k |
| | | | | | | | | | | £400 | | | Was supposed to be EBF | | £900.00 | |
| 2.45 | 4YO+ | H'CAP | 9 | 9 | 9 | 46-65 | 6 | 1M4F | 14 | £4,400 | £6,000 | £24 | | | | |
| | | | | | | | | | | £400 | | | | | £900.00 | |
| 3.15 | 3YO+ | CONDITIONS RACE | 11 | 8 | 8 | WFA | 2 | 5F | 14 | £20,000 | £20,700 | £104 | | | | |
| | | | | | | | | | | | | | The Borderlescott Sprint Trophy (A Conditions Race) (Class 2) | | £6,188.00 | |
| 3.45 | 4YO+ | H'CAP | 13 | 13 | 10 | 76-95 | 3 | 7F | 12 | £13,000 | £13,700 | £69 | | | | £1,875.00 |
| | | | | | | | | | | £700 | | | | | £0.00 | |
| 4.15 | 4YO+ | H'CAP | 3 | 8 | 8 | 61-80 | 4 | 1M6F | 14 | £8,400 | £10,000 | £44 | | | | £900.00 |
| | | | | | | | | | | £400 | | | | | £900.00 | |
| 4.45 | 3YO | H'CAP | 9 | 9 | 12 | 56-75 | 5 | 7F | 12 | £5,400 | £7,000 | £29 | | | | £900.00 |
| | | | | | | | | | | £400 | | | | | £900.00 | |
| 5.15 | 4YO+ | H'CAP | 7 | 8 | 9 | 46-65 | 6 | 5F | 14 | £4,400 | £6,000 | £24 | | | | £900.00 |
| | | | | | | | | | | £400 | | | | | £900.00 | |
| | | | 62 | 63 | 63 | | | | | £66,361 | £70,800 | | | £1,000.00 | £12,563.00 | |
| 2 | | | Actual | Budget | Actual | SATURDAY 20TH APRIL | | | | | | The Sponsor Easter Saturday featuring the Queen's Cup | | | | |
| RACE TIMES | AGE | RACE TYPE | Runs 18 | Runs 19 | Runs 19 | RATING | CLASS | DISTANCE | SF | PRIZEMONEY | TPF | Entry | SPONSOR/RACE TITLE | SPONSOR INCOME | RIF | Notes |
| | | | | | | | | | | £5,716 | | | To be Achieved | £0.00 | | |
| 1.50 ITV | 4YO+ | H'CAP | 10 | 10 | 10 | 81-95 | 3 | 7F | 12 | £20,000 | £20,700 | £104 | The Musselburgh Silver Arrow Handicap (Class 3) | | | £1,875.00 |
| | | | | | | | | | | £700 | | | The Musselburgh Silver Arrow Handicap (Class 3) | | | £0.00 |
| 2.25 ITV | 3YO | H'CAP | 9 | 10 | 7 | 0-100 | 2 | 1M | 14 | £30,000 | £30,350 | £152 | The Royal Mile Handicap (Class 2) | | | £4,125.00 |
| | | | | | | | | | | £350 | | | The Royal Mile Trophy (Class 2) | | | £0.00 |
| 3.00 ITV | 4YO+ | H'CAP | 11 | 14 | 16 | OPEN | 2 | 5F | 17 | £50,000 | £50,700 | £254 | The Scottish Sprint Cup (A Handicap) (Class 2) | | | £0.00 |
| | | | | | | | | | | £700 | | | The Scottish Sprint Cup (A Handicap) (Class 2) | | | £0.00 |
| 3.35 ITV | 4YO+ | H'CAP | 13 | 14 | 14 | OPEN | 2 | 1M6F | 16 | £100,000 | £100,700 | £150 | The Queen's Cup (A Heritage Handicap) (Class 2) | | | £6,188.00 |
| | | Early Closing | | | | | | | | £700 | | £350 | The Queen's Cup (A Heritage Handicap) (Class 2) | | | £0.00 |
| 4.05 | 4YO+ | SELLER | 9 | 8 | 5 | WFA | 4 | 1M4F | 14 | £8,400 | £10,000 | £44 | Follow @RacinaTV on Twitter | | | £900.00 |
| | | | | | | | | | | £400 | | | | | £900.00 | |
| 4.40 | 3YO+ | H'CAP | 3 | 10 | 6 | 66-85 | 4 | 1M1F | 12 | £8,400 | £10,000 | £44 | Like Racing TV on Facebook | | | £900.00 |
| | | | | | | | | | | £400 | | | | | £900.00 | |
| 5.15 | 4YO+ | H'CAP | 7 | 10 | 18 | 61-75 | 5 | 5F | 17 | £6,400 | £8,000 | £34 | | | | £900.00 |
| | | | | | | | | | | £400 | | | | | £900.00 | |
| | | | | | | | | | | £6,800 | £8,000 | | | | £900.00 | |
| | | | 62 | 76 | 76 | | | | | £239,366 | £238,450 | | | £0.00 | £15,788.00 | |
| 3 | | | Actual | Budget | Actual | THURSDAY 2ND MAY | | | | | | The Sponsor Raceday | | | | |
| RACE TIMES | AGE | RACE TYPE | Runs 18 | Runs 19 | Runs 19 | RATING | CLASS | DISTANCE | SF | PRIZEMONEY | TPF | Entry | SPONSOR/RACE TITLE | SPONSOR INCOME | RIF | Notes |
| | | | | | | | | | | -£289 | | | To be Achieved | £0.00 | | |
| 1.45 | 3YO+ | NOVICE MED AUC | 4 | 5 | 3 | 30.000 | 5 | 1M4F | 14 | £5,600 | £6,000 | £30 | EBF | £1,500.00 | | EBF £1.5k |
| | | | | | | | | | | £400 | | | | | £900.00 | |
| 2.15 | 4YO+ | H'CAP | 12 | 12 | 13 | 46-60 | 6 | 5F | 14 | £4,400 | £6,000 | £24 | Follow @racinativ on Twitter | | | £900.00 |
| | | | | | | | | | | £400 | | | Boogie in the Morning | £2,000.00 | | £900.00 |
| 2.45 | 3YO | H'CAP | 5 | 6 | 9 | 46-65 | 6 | 1M1F | 14 | £4,400 | £6,000 | £24 | | | | £900.00 |
| | | | | | | | | | | £400 | | | MacRoberts LLP | £1,680.00 | | £900.00 |
| 3.15 | 4YO+ | H'CAP | 8 | 8 | 7 | 61-75 | 5 | 1M4F | 14 | £5,400 | £7,000 | £29 | | | | £900.00 |
| | | | | | | | | | | £400 | | | | | £900.00 | |
| 3.50 | 3YO | H'CAP | 6 | 6 | 8 | 46-60 | 6 | 5F | 14 | £4,400 | £6,000 | £24 | | | | £900.00 |
| | | | | | | | | | | £400 | | | | | £900.00 | |
| 4.25 | 4YO+ | H'CAP | 12 | 12 | 22 | 46-60 | 6 | 7F | 12 | £4,400 | £6,000 | £24 | | | | £900.00 |
| | | | | | | | | | | £400 | | | | | £900.00 | |
| 5.00 | 4YO+ | H'CAP | 9 | 9 | 9 | 46-65 | 6 | 1M1F | 14 | £4,400 | £6,000 | £24 | | | | £900.00 |
| | | | | | | | | | | £400 | | | | | £900.00 | |
| | | | | | | | | | | £4,800 | £5,000 | | | | £900.00 | |
| | | | 52 | 53 | 68 | | | | | £40,311 | £48,000 | | | £5,180.00 | £7,200.00 | |

| 4 | | Chepstow £52k | | | FRIDAY 3RD MAY | | | | | | | | | | The Weatherbys Raceday | | £32,200.00 | | | |
|------------|-------|-------------------------|----------------|----------------|-------------------|--------------------|-------|-------------------|----|----------------------|-------------------|-------|----------------------------------------------------------------------------------------------------------------------------|----------------|----------------------------------------------------------------------------------|-----------------------------------------------------------------------------------------------------------------|------------|--|----------------------------------|--|
| RACE TIMES | AGE | RACE TYPE | Actual Runs 18 | Budget Runs 19 | Actual Runs 19 | RATING | CLASS | DISTANCE | SF | PRIZEMONEY | TPF | Entry | SPONSOR/RACE TITLE | SPONSOR INCOME | RIF | Notes | | | | |
| 1.55 | 2YO | MAIDEN | 7 | 7 | 5 | OPEN | 4 | 5F | 14 | £7,000 | £7,400 | £37 | To be Achieved Quest Precision EBF | £0.00 | | EBF £1k | | | | |
| 2.25 | 4YO+ | HCAP | 13 | 12 | 12 | 66-85 | 4 | 5F | 14 | £400 £8,400 | £10,000 | £44 | Core (oil and gas) | £840.00 | £900.00 | | | | | |
| 2.55 | 3YO+ | HCAP | 10 | 10 | 6 | 66-85 was 61-80 | 4 | 1M1F | 14 | £8,400 £400 | £10,000 | £44 | The Weatherbys Private Banking | £12,500.00 | £900.00 | Weatherbys provide Memento for winning owner and BTO £50 | | | | |
| 3.25 | 4YO+ | HCAP | 8 | 8 | 6 | 76-95 was 46-60 | 3 | 1M4F | 14 | £15,000 £0 | £15,000 | £75 | Jackson Boyd - more than just | £1,680.00 | £0.00 | | | | | |
| 4.00 | 3YO | HCAP | 9 | 9 | 5 | 61-80 | 4 | 7F | 12 | £8,400 £400 | £10,000 | £44 | Weatherbys Private Banking | £12,500.00 | £900.00 | Weatherbys provide Memento for winning owner and BTO £50 | | | | |
| 4.35 | 4YO+ | HCAP | 11 | 10 | 8 | 61-75 | 5 | 7F | 12 | £5,400 £400 | £7,000 | £29 | Calum Logan - Happy 30th Birthday Race | £840.00 | £900.00 | | | | | |
| 5.10 | 4YO+ | HCAP | 11 | 11 | 11 | 46-60 | 6 | 1M6F | 14 | £4,400 £400 | £6,000 | £24 | Central Taxis App | £840.00 | £900.00 | | | | | |
| | | | 69 | 67 | 53 | | | | | £351 £59,751 | £65,400 | | | £31,040.00 | £5,400.00 | | | | | |
| 5 | | NEWCASTLE (EVE) | | | MONDAY 13TH MAY | | | | | | | | | | The Goliath Cup Raceday supporting Racing Welfare's Mental Health Awareness Week | | £2,000.00 | | | |
| RACE TIMES | AGE | RACE TYPE | Actual Runs 18 | Budget Runs 19 | Actual Runs 19 | RATING | CLASS | DISTANCE | SF | PRIZEMONEY | TPF | Entry | SPONSOR/RACE TITLE | SPONSOR INCOME | RIF | Notes | | | | |
| 2.00 | 3YO+ | MAIDEN AUCTION | 10 | 10 | 6 | Max 20,000 | 6 | 1M1F | 14 | £5,000 £0 | £5,000 | £25 | Musselburgh Racecourse is supporting Mental Health Awareness Week | | £900.00 | | | | | |
| 2.30 | 4YO+ | HCAP | 11 | 11 | 12 | 46-55 | 6 | 5F | 14 | £4,400 £400 | £6,000 | £24 | Racing Welfare Mental Health First Aid Training | | £900.00 | | | | | |
| 3.05 | 4YO+ | HCAP | 6 | 6 | 7 | 71-90 | 3 | 7F | 12 | £13,000 £596 | £13,596 | £68 | Alzheimer Scotland | | £1,500.00 | | | | | |
| 3.35 | 4YO+ | HCAP | 10 | 10 | 5 | 0-90 | 3 | 1M6F | 14 | £15,000 £176 | £14,825 | £74 | Racing Welfare #mentalhealthawarenessweek Goliath Cup The Goliath Cup (A Handicap) (Class 3) | | £3,000.00 | | | | | |
| 4.10 | 4YO+ | HCAP | 9 | 9 | 22 | 46-60 | 6 | 7F | 12 | £4,400 £400 | £6,000 | £24 | #BeBodyKind | | £900.00 | | | | | |
| 4.40 | 3YO | HCAP | 7 | 7 | 8 | 46-65 | 6 | 5F | 14 | £4,400 £400 | £6,000 | £24 | Racing Welfare Supporting Racing's Workforce | | £900.00 | | | | | |
| 5.10 | 4YO+ | HCAP | 8 | 8 | 8 | 46-60 | 6 | 2M | 14 | £4,400 £400 | £6,000 | £24 | Start a conversation on Mental Health | | £900.00 | | | | | |
| | | | 61 | 61 | 68 | | | | | £4,800 £57,420.00 | £5,000 £62,420 | | | £0.00 | £9,000.00 | | | | | |
| 6 | | NEWCASTLE (EVE) | | | SATURDAY 1ST JUNE | | | | | | | | | | The Stobo Castle Ladies Day | | £35,000.00 | | NO STALLS TESTS OR DIVIDED RACES | |
| RACE TIMES | AGE | RACE TYPE | Actual Runs 18 | Budget Runs 19 | Actual Runs 19 | RATING | CLASS | DISTANCE | SF | PRIZEMONEY | TPF | Entry | SPONSOR/RACE TITLE | SPONSOR INCOME | RIF | Notes | | | | |
| 1.40 | 2YO | CONDITIONS | 7 | 6 | 3 | OPEN | 2 | 5F | 14 | £20,666 -£1,632 | £19,034 | £100 | EBF stallions.com Edinburgh Castle Stakes (A Conditions Race) The Edinburgh Castle Stakes (A Conditions Race) (Class 2) | £5,000.00 | £4,950.00 | EBF £5k - EBF sole sponsor. £300 Appearance Money guarantee to 8th place. | | | | |
| 2.15 | 4YO+ | HCAP Review | 11 | 11 | 7 | 61-80 | 4 | 1M1F 7F or 1M? | 14 | £7,900 £900 | £10,000 | £44 | Pace Yourself To Go The Distance | | £0.00 | £900.00 | | | | |
| 2.50 | 3YO | HCAP | 6 | 8 | 9 | 71-90 | 3 | 7F | 14 | £20,000 £0 | £20,000 | £90 | The Madeleine Cup | £5,000.00 | £0.00 | Trophy | | | | |
| 3.25 | 3YO | HCAP | 10 | 10 | 9 | 0-90 | 3 | 1M4F | 14 | £25,607 £0 | £25,607 | £125 | The Gaylor Winyard | £5,000.00 | £0.00 | Trophy | | | | |
| 4.00 | 3YO+ | FILLIES' & MARES LISTED | 10 | 10 | 8 | WFA | 1 | 7F | 12 | £40,600 £0 | £40,600 | £200 | The Stobo Castle Ladies Day Gold Cup (registered as The Maggie Dickson Fillies' Stakes) (Class 1) | £10,000.00 | £14,063.00 | Branded no cloths - need to invoice Stobo for £250 + VAT, BIG GOLD CUP Invoiced 13/4/18 | | | | |
| 4.30 | DERBY | | | | | | | | | £0 | | | | | £0.00 | | | | | |
| 4.55 | 4YO+ | HCAP | 9 | 12 | 7 | 71-90 | 3 | 5F | 14 | £20,000 £0 | £20,000 | £100 | The McGladery and Friends | £3,000.00 | £0.00 | | | | | |
| 5.30 | 4YO+ | LADY RIDERS PROAM HCAP | 8 | 8 | 9 | 61-80 | 4 | 1M6F | 14 | £7,900 £900 | £10,000 | £44 | Silk Series Edinburgh Gin | | £0.00 | Trophies for OWNER, TRAINER & JOCKEY being sent. The Silk Series - £2.5k sponsorship wld go straight to charity | | | | |
| | | | 61 | 65 | 52 | | | | | -365 £142,476 | £145,241 | | | £15,000.00 | £1,500.00 | | | | | |
| | | | | | | | | | | | | | | £43,000.00 | £22,313.00 | | | | | |

| 7 RACE TIMES | AGE | Thirsk RACE TYPE | Actual Runs 18 | Budget Runs 19 | Actual Runs 19 | WEDNESDAY 3RD JULY | | | | | | The ROA Raceday | | £5,500.00 | | |
|--------------------|------|-----------------------------|----------------------|----------------------|----------------------|-------------------------|-------|----------|------------|------------------|---------|------------------------------------|-------------------------------------------------------------|-----------|-----------|---------------------------------------------------------------------------|
| | | | | | | RATING | CLASS | DISTANCE | PRIZEMONEY | TPF | Entry | SPONSOR/RACE TITLE | SPONSOR INCOME | RIF | Notes | |
| | | | | | | | | | | | | To be Achieved | £0.00 | | | |
| 2.00 | 3YO | H'CAP | 9 | 9 | 9 | 46-60 | 6 | 5F | 14 | £4,400 £400 | £6,000 | £24 | Rewarding Ownership with The Racehorse Owners Association | | £400 | |
| 2.30 | 2YO | NOVICE MED AUC | 5 | 5 | 5 | 30.000 | 5 | 5F | 14 | £5,600 £400 | £6,000 | £30 | ROA British Stallion Studs EBF Median Auction Novice Stakes | £1,500.00 | EBF £1.5k | |
| 3.00 | 4YO+ | H'CAP | 8 | 8 | 13 | 46-60 | 6 | 2M | 14 | £4,400 £400 | £6,000 | £24 | ROA Owners Jackpot | | £400 | |
| 3.30 | 3YO+ | H'CAP | 8 | 8 | 8 | 71-90 | 3 | 7F | 12 | £13,000 -£52 | £12,948 | £24 | ROA Rewards Members | £4,000.00 | £400 | |
| 4.00 | 4YO+ | H'CAP | 7 | 7 | 21 | 46-60 | 6 | 1M | 14 | £4,400 £400 | £6,000 | £24 | Benefits For ROA Members at roa.co.uk | | £400 | |
| 4.30 | 4YO+ | SELLER | 6 | 6 | 5 | Claim 12k | 5 | 5F | 14 | £5,400 £400 | £7,000 | £29 | FRIDGE SPARES WHOLESALE | £460.00 | £400 | |
| 5.00 | 4YO+ | H'CAP | 8 | 8 | 10 | 46-60 | 6 | 1M4F | 14 | £4,400 £400 | £6,000 | £24 | ROA: A voice for Racehorse Owners | | £400 | |
| | | | 51 | 51 | 71 | | | | | £4,800 £6,000 | | | | | £0.00 | |
| | | | | | | | | | | £48,748 | £55,948 | | | | £5,960.00 | £2,800.00 |
| | | Chelmsford High Value (eve) | | | | | | | | | | | | | | |
| 8 RACE TIMES | AGE | THIRSK (AFT) RACE TYPE | Actual Runs 18 | Budget Runs 19 | Actual Runs 19 | TUESDAY 23RD JULY | | | | | | The Lucas Ice Cream Family Raceday | | £7,578.00 | | |
| | | | | | | RATING | CLASS | DISTANCE | PRIZEMONEY | TPF | Entry | SPONSOR/RACE TITLE | SPONSOR INCOME | RIF | Notes | |
| | | | | | | | | | | | | To be Achieved | £0.00 | | | |
| 2.00 | 3YO | H'CAP | 8 | 8 | 9 | 46-65 | 6 | 1M | 14 | £4,400 £400 | £6,000 | £24 | Like Racing TV on Facebook | | £400 | £2187.50 sponsorship moved from feb then 5th April following abandonments |
| 2.30 | 2YO | MAIDEN | 5 | 5 | 9 | OPEN | 4 | 7F | 12 | £6,500 £400 | £6,900 | £35 | Irish Stallion Farms EBF Maiden Stakes | £0.00 | £400 | EBF £0k Honest Toun to Present |
| 3.00 | 3YO+ | H'CAP | 6 | 8 | 10 | 56-75 | 5 | 7F | 12 | £5,400 £400 | £7,000 | £29 | Follow @racingtv on Twitter | | £400 | |
| 3.30 | 2YO | H'CAP | 9 | 9 | 8 | 0-85 | 4 | 5F | 14 | £10,400 £400 | £12,000 | £54 | Join Racing TV Now | | £400 | |
| 4.00 | 3YO+ | H'CAP | 6 | 8 | 11 | 51-65 | 6 | 5F | 14 | £4,400 £400 | £6,000 | £24 | racingtv.com | | £400 | |
| 4.30 | 4YO+ | H'CAP | 5 | 6 | 13 | 46-60 | 6 | 1M6F | 14 | £4,400 £400 | £6,000 | £24 | Watch racing TV Now | | £400 | |
| 5.00 | 3YO+ | WFA | 9 | 9 | 13 | 0-50 | 6 | 5F | 14 | £4,400 £400 | £6,000 | £24 | Every Race Live on Racing TV | | £400 | |
| | | | 48 | 53 | 73 | | | | | £42,700 | £49,900 | | | | £0.00 | £2,800.00 |
| 9 RACE TIMES | AGE | THIRSK (AFT) RACE TYPE | Actual Runs 18 | Budget Runs 19 | Actual Runs 19 | FRIDAY 2ND AUGUST (eve) | | | | | | The Sponsor Raceday | | £7,200.00 | | |
| | | | | | | RATING | CLASS | DISTANCE | PRIZEMONEY | TPF | Entry | SPONSOR/RACE TITLE | SPONSOR INCOME | RIF | Notes | |
| | | | | | | | | | | | | To be Achieved | £0.00 | | | |
| 5.30 | 2YO | NOVICE MED AUC | 6 | 6 | 5 | 30.000 | 5 | 7F | 12 | £5,600 £400 | £6,000 | £30 | Irish Stallion Farms EBF Median Auction Novice Stakes | £1,500.00 | £400 | EBF £1.5k - TBC (Make sure it is Irish Stallion Studs Advert) |
| 6.00 | 4YO+ | H'CAP | 9 | 9 | 12 | 56-75 | 5 | 7F | 12 | £5,400 £400 | £7,000 | £29 | Bernard Hunter Mobile Cranes | £840.00 | £400 | |
| 6.35 | 2YO | NURSERY H'CAP | 6 | 6 | 8 | 0-65 | 6 | 5F | 14 | £4,400 £400 | £6,000 | £24 | Like racing TV on Facebook | | £400 | |
| 7.10 | 3YO+ | H'CAP | 6 | 8 | 7 | 71-90 | 3 | 5F | 14 | £13,000 £0 | £13,000 | £65 | Geoheqans | £2,520.00 | £1,200.00 | |
| 7.40 | 3YO | H'CAP | 8 | 8 | 6 | 56-75 | 5 | 7F | 14 | £5,400 £400 | £7,000 | £29 | Atholl Duncan and Friends | £840.00 | £400 | |
| 8.10 | 3YO+ | H'CAP | 9 | 9 | 9 | 46-65 | 6 | 5F | 14 | £4,400 £400 | £6,000 | £24 | Join Racing TV Now | | £400 | |
| 8.40 | 4YO+ | AMATEUR RIDERS' H'CAP | 11 | 11 | 9 | 51-70 | 5 | 1M5F | 14 | £5,400 £400 | £7,000 | £29 | Every Race Live on Racing TV | | £400 | |
| | | | 55 | 57 | 56 | | | | | £46,000 | £45,000 | | | | £5,700.00 | £3,600.00 |

| 10 | | HAYDOCK (EVE) | Actual Runs 18 | Budget Runs 19 | Actual Runs 19 | FRIDAY 9TH AUGUST | | | | | | | The Sponsor Archerfield Cup Raceday | £10,840.00 | | |
|------------|------|-------------------------------------------------------|----------------------|----------------------|----------------------|---------------------------|-------|----------|----|------------|---------|-------|-------------------------------------------------------------|-------------------|-----------|----------------------------------------------------------------------------|
| FIRST RACE | AGE | RACE TYPE | | | | RATING | CLASS | DISTANCE | SF | PRIZEMONEY | TPF | Entry | SPONSOR/RACE TITLE | SPONSOR INCOME | RIF | Notes |
| 2.10 | 3YO+ | H'CAP | 8 | 8 | 7 | 51-70 | 5 | 1M1F | 14 | £6,900 | £8,500 | £37 | To be Achieved Barn Construction Ltd | £0.00 £840.00 | | |
| 2.40 | 2YO | CONDITIONS RACE | 4 | 5 | 4 | OPEN | 3 | 5F | 14 | £13,000 | £13,000 | £65 | EBF Conditions Stakes | £5,000.00 | £2,060.00 | EBF £5K - EBF FIRST IN RACE TITLE AND SOLE |
| 3.10 | 3YO+ | H'CAP | 7 | 8 | 5 | 61-80 | 4 | 5F | 14 | £8,400 | £10,000 | £44 | Watermans | £1,680.00 | | |
| 3.40 | 4YO+ | H'CAP | 5 | 7 | 6 | 76-95 | 3 | 1M6F | 14 | £20,000 | £20,000 | £100 | GLENRATH FARMS Archerfield Cup The Archerfield Cup | £1,680.00 | £2,500.00 | Perpetual trophy (To be ordered replica claret jug for owner to give away) |
| 4.10 | 3YO+ | H'CAP | 6 | 8 | 8 | 61-80 | 4 | 7F | 12 | £8,400 | £10,000 | £44 | Edgen Murray | £840.00 | | |
| 4.40 | 3YO+ | H'CAP | 5 | 7 | 6 | 46-60 | 6 | 5F | 12 | £4,400 | £6,000 | £24 | Racino TV | £0.00 | | |
| 5.15 | 3YO+ | H'CAP | 10 | 10 | 7 | 46-60 | 6 | 1M4F | 14 | £5,400 | £7,000 | £29 | Miller Homes Limited | £840.00 | | |
| | | | | | | | | | | £400 | | | | | | |
| | | | 45 | 53 | 43 | | | | | £68,045 | £74,500 | | | £10,880.00 | £6,560.00 | |
| | | | | | | | | | | -455 | | | | | | |
| 11 | | | Actual Runs 18 | Budget Runs 19 | Actual Runs 19 | TUESDAY 27TH AUGUST (eve) | | | | | | | The Sponsor Raceday | £2,505.00 | | |
| RACE TIMES | AGE | RACE TYPE | | | | RATING | CLASS | DISTANCE | SF | PRIZEMONEY | TPF | Entry | SPONSOR/RACE TITLE | SPONSOR INCOME | RIF | Notes |
| 5.00 | 2YO | FILLIES MAIDEN AUCTION was supposed to be a seller | 6 | 6 | 4 | Claim 12k | 6 | 7F | 12 | £4,400 | £4,800 | £24 | Watch RacingTV Now | | | |
| 5.30 | 2YO | NURSERY | 8 | 8 | 7 | 0-65 | 6 | 7F | 12 | £4,400 | £6,000 | £24 | Like RacingTV on Facebook | | | |
| 6.00 | 4YO+ | H'CAP | 5 | 7 | 11 | 46-60 | 6 | 7F | 12 | £3,900 | £5,500 | £22 | Magners GB | £450.00 | | |
| 6.30 | 4YO+ | H'CAP | 10 | 10 | 9 | 51-70 | 5 | 1M1F | 14 | £5,400 | £7,000 | £29 | Booqie in the Morning | £2,000.00 | | |
| 7.00 | 4YO+ | H'CAP | 9 | 9 | 12 | 46-55 | 6 | 5F | 14 | £3,900 | £5,500 | £22 | Watch Racing TV Now | | | |
| 7.30 | 3YO | H'CAP | 10 | 10 | 11 | 46-60 | 6 | 7F | 12 | £3,900 | £5,500 | £22 | Follow @racingtv On Twitter | | | |
| 8.00 | 4YO+ | H'CAP | 6 | 7 | 7 | 66-85 | 4 | 1M4F | 14 | £8,400 | £10,000 | £44 | | | | |
| | | | | | | | | | | £400 | | | | | | |
| | | | 54 | 57 | 61 | | | | | £37,100 | £44,300 | | | £2,450 | £2,800 | |
| 12 | | Lingfield £37.75k Catterick £39.5k | Actual Runs 18 | Budget Runs 19 | Actual Runs 19 | WEDNESDAY 28TH AUGUST | | | | | | | The Max Recycle Raceday | £6,233.00 | | |
| RACE TIMES | AGE | RACE TYPE | | | | RATING | CLASS | DISTANCE | SF | PRIZEMONEY | TPF | Entry | SPONSOR/RACE TITLE | SPONSOR INCOME | RIF | Notes |
| 1.50 | 2YO | MAIDEN | 9 | 8 | 12 | OPEN | 4 | 7F | 12 | £6,700 | £7,100 | £36 | French Duncan Bibby Financial British Stallion Studs EBF | £1,460.00 | | EBF £1k |
| 2.20 | 3YO+ | H'CAP | 9 | 8 | 10 | 66-85 | 4 | 5F | 14 | £8,400 | £10,000 | £44 | Dorothea Hawthorne | £1,566.00 | | |
| 2.50 | 3YO | H'CAP | 10 | 10 | 9 | 46-65 | 6 | 5F | 14 | £4,400 | £6,000 | £24 | Catherine and Charlotte Roache | £1,566.00 | | |
| 3.20 | 3YO+ | FILLIES' & MARES' H'CAP RR TBC CONDITIONS | 6 | 6 | 8 | 61-80 | 4 | 7F | 12 | £10,900 | £12,500 | £57 | EBF Stallions Winners | £4,000.00 | | EBF £4K - EBF EXCLUSIVE RACE TITLE |
| 3.50 | 3YO | H'CAP | 9 | 9 | 9 | 46-65 | 6 | 1M1F | 14 | £4,400 | £6,000 | £24 | AUA | £460.00 | | |
| 4.20 | 4YO+ | H'CAP | 9 | 9 | 8 | 46-65 | 6 | 2M2F | 14 | £4,400 | £6,000 | £24 | The Scottish Cambridgeshire Wetherbys | £1,725.00 | | |
| 4.55 | 3YO | H'CAP | 8 | 8 | 6 | 51-70 | 5 | 1M4F | 14 | £4,900 | £6,500 | £27 | The Scottish Cesarewitch Mr and Mrs Smith | £1,566.00 | | |
| | | | | | | | | | | £400 | | | | | | |
| | | | 60 | 58 | 62 | | | | | £46,900 | £54,100 | | | £12,343.00 | £2,800.00 | |

| 13 | | | | Actual | Budget | Actual | FRIDAY 6TH SEPTEMBER (eve) | | | | | The Sponsor Raceday | | £4,620.00 | | |
|------------|------|------------------------------------------|---------|---------|---------|--------------|----------------------------|----------------|----|------------|----------|------------------------------------------|-------------------------------------------------------------|------------------|------------|---------------------------------------------------------------------------------------------------------------|
| RACE TIMES | AGE | RACE TYPE | Runs 18 | Runs 19 | Runs 19 | RATING | CLASS | DISTANCE | SF | PRIZEMONEY | TPF | Entry | SPONSOR/RACE TITLE | SPONSOR INCOME | RIF | Notes |
| 4.25 | 3YO+ | HCAP | 8 | 8 | 6 | 61-75 | 5 | 5F | 14 | £4,900 | £6,500 | £27 | To be Achieved Donaldson Timber Engineering | £0.00 £840.00 | | |
| | | Replace with a 7/9f c6 | | | | | | | | £400 | | | | | £400 | |
| 5.00 | 4YO+ | HCAP | 12 | 12 | 9 | 51-70 | 5 | 1M6F | 14 | £4,900 | £6,500 | £27 | CALA Homes (East) Ltd | £840.00 | | |
| | | | | | | | | | | £400 | | | | | £400 | |
| 5.30 | 2YO | NOVICE AUCTION | 9 | 9 | 5 | 25000 1lb/5k | 5 | 7F | 12 | £5,100 | £5,500 | £28 | British Stallion Studs EBF | £0.00 | | EBF £0k |
| | | | | | | | | | | £400 | | | | | £400 | |
| 6.00 | 3YO+ | HCAP | 7 | 7 | 8 | 66-80 | 4 | 7F | 12 | £8,400 | £10,000 | £44 | St Andrews Timber and Building Supplies | £2,000.00 | | |
| | | | | | | | | | | £400 | | | | | £400 | |
| 6.30 | 3YO+ | HCAP | 12 | 12 | 12 | 46-60 | 6 | 5F | 14 | £3,900 | £5,500 | £22 | Join RacingTV Now | | | |
| | | | | | | | | | | £400 | | | | | £400 | |
| 7.00 | 3YO+ | HCAP | 8 | 8 | 14 | 46-65 | 6 | 1M | 14 | £4,400 | £6,000 | £24 | Keyline Civils Specialists | £840.00 | | |
| | | Go 7/9f? | | | | | | was 5 | | £400 | | | | | £400 | |
| 7.30 | 3YO | HCAP | 8 | 8 | 7 | 46-65 | 6 | 1M4F | 14 | £4,400 | £6,000 | £24 | Every Race Live on RacingTV | | | Was made 3yo only by BHA! Go 3yo+ |
| | 3YO+ | N'castle 4+ 12f c6 | | | | | | | | £400 | | | | | £400 | |
| | | | | | | | | | | £500 | | | | | | |
| | | | 64 | 64 | 61 | | | | | £39,300 | £46,000 | | | £4,520.00 | £2,800.00 | |
| 15 | | | | Actual | Budget | Actual | SATURDAY 14TH SEPTEMBER | | | | | The Sponsor Edinburgh Cup Raceday | | £8,500.00 | | |
| RACE TIMES | AGE | RACE TYPE | Runs 18 | Runs 19 | Runs 19 | RATING | CLASS | DISTANCE | SF | PRIZEMONEY | TPF | Entry | SPONSOR/RACE TITLE | SPONSOR INCOME | RIF | Notes |
| 4.05 | 2YO | NURSERY | 10 | 10 | 11 | 0-65 | 6 | 5F | 17 | £4,400 | £6,400 | £24 | To be Achieved Join Racing TV Now | £0.00 | | |
| | | | | | | | | | | £400 | | | | | £400 | |
| 4.40 | 3YO | HCAP | 7 | 7 | 10 | 71-90 | 3 | 2M | 17 | £40,800 | £40,800 | £204 | The Pommery Champagne Edinburgh Cup (A handicap) (Class 3) | | £13,400.00 | £2.7k RIF + £10.0k Dev Fund. PM to 6th and AM to 8th. Simon Watts |
| | | | | | | | | was 1M6F | | £0 | | | The Pommery Champagne Edinburgh Cup (A handicap) (Class 3) | £2,500.00 | £0.00 | |
| 5.15 | 3YO+ | HCAP | 24 | 12 | 22 | 46-60 | 6 | 7F | 12 | £4,400 | £6,400 | £24 | JMC Healthcare | £460.00 | | |
| | | | | | | | | | | £400 | | | | | £400 | |
| 5.45 | 2YO | FILLIES CONDITIONS | 4 | 4 | 8 | OPEN | 3 | 5F | 17 | £14,145 | £14,945 | £75 | EBF | £5,000.00 | £2,760.00 | EBF £5k - EBF FIRST IN RACE TITLE AND SOLE SPONSOR IF POSSIBLE. £300 Appearance Money guarantee to 8th place. |
| | | | | | | | | | | £800 | | | | | £0.00 | |
| 6.15 | 4YO+ | HCAP | 6 | 8 | 11 | 66-80 | 4 | 1M | 14 | £8,400 | £10,400 | £44 | Max's 21st | £460.00 | | |
| | | Deleted Fillies | | | | | | was 85 | | £400 | | | | | £400 | |
| 6.45 | 3YO | HCAP | 8 | 8 | 12 | 61-80 | 4 | 1M1F | 14 | £10,400 | £12,400 | £54 | Your Conveancer | £1,500.00 | | |
| | | | | | | | | | | £400 | | | | | £400 | |
| 7.15 | 3YO+ | HCAP | 9 | 9 | 13 | 46-55 | 6 | 5F | 17 | £4,400 | £6,400 | £24 | Lothian DAF | £920.00 | | |
| | | | | | | | | was 65 | | £400 | | | | | £400 | |
| | | | | | | | | | | £4,800 | £6,000 | | | | | |
| | | | 68 | 58 | 87 | | | | | £94,545 | £103,745 | | | £10,840.00 | £18,160.00 | |
| 15 | | | | Actual | Budget | Actual | SUNDAY 29TH SEPTEMBER | | | | | The Sponsored Honest Toun Family Raceday | | £12,000.00 | | |
| RACE TIMES | AGE | RACE TYPE | Runs 18 | Runs 19 | Runs 19 | RATING | CLASS | DISTANCE | SF | PRIZEMONEY | TPF | Entry | SPONSOR/RACE TITLE | SPONSOR INCOME | RIF | Notes |
| | | Pony Racing | | | | | | | | | | | To be Achieved | £0.00 | | |
| 2.10 | 2YO | NOVICE | 5 | 7 | 6 | OPEN | 4 | 7F | 12 | £6,700 | £7,100 | £36 | Irish Stallion Farms EBF | £1,000.00 | | EBF £1k |
| | | | | | | | | was 1M1F | | £400 | | | | | £400 | |
| 2.40 | 2YO | NURSERY | 9 | 9 | 9 | 0-65 | 6 | 5F | 14 | £4,100 | £6,000 | £23 | Every Race Live on RacingTV | £0.00 | | |
| | | | | | | | | | | £400 | | | | | £400 | |
| 3.15 | 3YO+ | FILLIES' & MARES' HCAP | 7 | 10 | 8 | 76-95 | 3 | 1M | 14 | £25,000 | £25,000 | £125 | Irish Stallion Farms EBF Scottish Premier Fillies' Handicap | £10,000.00 | £1,800.00 | EBF £10k - EBF EXCLUSIVE RACE TITLE |
| | | | | | | | | | | £0 | | | | | | |
| 3.45 | 3YO+ | HCAP | 8 | 8 | 7 | 66-80 | 4 | 5F | 14 | £8,100 | £10,000 | £43 | The Virgin Media Oomph Handicap Stakes | £3,000.00 | | |
| | | Deleted Confined | | | | | | was 5 | | £400 | | | | | £400 | |
| 4.20 | 3YO+ | HCAP | 7 | 8 | 14 | 46-55 | 6 | 5F | 14 | £4,100 | £6,000 | £23 | The Royal Scots Club | | | |
| | | deleted apprentices clash with Catterick | | | | | | was 60 | | £400 | | | | | £400 | |
| 4.55 | 3YO+ | HCAP | 7 | 10 | 9 | 51-70 | 5 | 1M | 14 | £5,100 | £7,000 | £28 | The Royal Regiment of Scotland | £0.00 | | Royal Scots Perpetual Trophy |
| | | was 3 | | | | | | was 4 was 71 | | £400 | | | | | £400 | |
| 5.25 | 3YO+ | HCAP | 5 | 8 | 18 | 46-60 | 6 | 1M4F | 14 | £4,100 | £6,000 | £23 | LG Pharmacy Lynn's Last Gallop | £550.00 | | |
| | | | | | | | | was 5 was 1M6F | | £400 | | | | | £400 | |
| | | | | | | | | | | £4,500 | £6,000 | | | | £400.00 | |
| | | | 48 | 60 | 71 | | | | | £64,100 | £73,100 | | | £14,550.00 | £4,600.00 | |

| 16 RACE TIMES | AGE | RACE TYPE | Actual Runs 18 | Budget Runs 19 | Actual Runs 19 | MONDAY 14TH OCTOBER | | | | | | The Sponsor Scottish Flat Racing 2019 Finale | | £8,000.00 SPONSOR INCOME | RIF | Notes |
|---------------------|------|-------------------------------|----------------------|----------------------|----------------------|---------------------|-------|------------------|----|------------|------------|-------------------------------------------------|----------------------------------------------------------------------------|--------------------------------|-------------|--------------------------------------------------------|
| | | | | | | RATING | CLASS | DISTANCE | SF | PRIZEMONEY | TPF | Entry | SPONSOR/RACE TITLE | | | |
| 1.20 | 2YO | NURSERY | 10 | 6 | 6 | 0-65 | 6 | 5F | 14 | £4,400 | £6,000 | £24 | To be Achieved racingtv.com | £0.00 | | |
| 1.50 | 3YO+ | HCAP | 19 | 12 | 12 | 61-75 | 5 | 7F | 12 | £4,900 | £6,500 | £27 | Like rainq TV On Facebook | | £400.00 | |
| 2.20 | 3YO+ | CONDITIONS | 7 | 5 | 5 | OPEN | 3 | 5F | 14 | £15,000 | £15,000 | £75 | Breeders Backing Racing EBF Flying Scotsman Conditions Stakes (class 2) | £5,000.00 | £2,700.00 | EBF £5k. £300 Appearance Money guarantee to 8th place. |
| | | | | | | | | | | £0 | | | | | £0.00 | |
| 2.55 | 3YO+ | HCAP Remove AMTRS | 8 | 8 | 8 | 56-75 | 5 | 5F | 14 | £4,900 | £6,500 | £27 | Follow Racing TV @racingtv On Twitter | | £400.00 | |
| 3.25 | 3YO+ | HCAP | 9 | 9 | 9 | 81-100 | 2 | 7F | 12 | £20,000 | £20,000 | £100 | Join RacingTV Now | | £2,750.00 | |
| 4.00 | 3YO+ | SELLER | 10 | 6 | 6 | WFA | 4 | 1M4F was 1M1F | 14 | £7,650 | £9,250 | £40 | Every Race Live On Racing TV | | £0.00 | |
| 4.30 | 3YO+ | AMTR RIDERS HCAP Add AMTRS | 11 | 14 | 14 | 51-70 | 5 | 1M1F was 1M4F | 14 | £4,900 | £6,500 | £27 | Watch RacingTV Now | | £400.00 | |
| | | | | | | | | | | | | | | | | |
| | | | 45 | 60 | 60 | | | | | £63,575 | £69,750 | | | £5,000.00 | £7,450.00 | |
| | | Grand Total | 905 | 956 | 1025 | | | Grand Total | | £1,156,697 | £1,246,654 | | | £152,463 | £126,634.00 | |
| | | | 8.08 | 8.54 | 9.15 | | | | | | | | | | | |
| | | | 56.56 | 59.75 | 64.06 | | | | | | | | | | | |

| JUMP 2019-20 | | | | | | | | | | | | | | | | | | | | | | | | | | | | | | | | | | | | | | | | | |
|-----------------|-------|-----------------------------------------------|---------|---------|---------|--------------------|-------|-----------|----|-------------------|--------------------|-------|-----------------------------------------------|-----------------------------|----------------|------------------------------------------------------------------------------------------------------------------|--|---------|--|------------------------|--|-------|--|----------|--|----|--|------------|--|-----|--|-------|--|--------------------|--|----------------|--|-----|--|-------|--|
| 17 | | | | | | | | | | | | | | | | | | | | | | | | | | | | | | | | | | | | | | | | | |
| Nottingham £52k | | | | | | | | | | | | | | Actual | | Budget | | Actual | | WEDNESDAY 6TH NOVEMBER | | | | | | | | | | | | | | | | | | | | | |
| RACE TIMES | AGE | RACE TYPE | Runs 18 | Runs 19 | Runs 19 | RATING | CLASS | DISTANCE | SF | PRIZEMONEY | TPF | Entry | SPONSOR/RACE TITLE | SPONSOR INCOME | RIF | Notes | | | | | | | | | | | | | | | | | | | | | | | | | |
| 12.45 | | Potential Division | | | | | | | | | | | The Injured Jockeys Fund Raceday | £1,840.00 | | | | | | | | | | | | | | | | | | | | | | | | | | | |
| 1.15 | 4YO+ | NOV HRDLE | 5 | 8 | 13 | WFA | 4 | 2M | 14 | £5,600 £400 | £6,000 | £30 | Congratulations Gerry - back to back champion | | £400 | £2,000.00 | | | | | | | | | | | | | | | | | | | | | | | | | |
| 1.50 | 4YO+ | NOV H'CAP CHASE No 3m h'cap chase till Dec | 8 | 8 | 10 | 0-105 | 4 | 2M4F | 13 | £6,200 £400 | £8,000 | £33 | ESPC | | £400 | £500.00 | | | | | | | | | | | | | | | | | | | | | | | | | |
| 2.25 | 3YO | JUVENILE MAIDEN HRDLE | 6 | 6 | 5 | OPEN | 4 | 2M | 14 | £5,400 £400 | £7,200 | £29 | Jeffery Associates | | £400 | £460.00 | | | | | | | | | | | | | | | | | | | | | | | | | |
| 3.00 | 4YO+ | H'CAP HRDLE VOID RACE 2019 | 9 | 8 | 9 | 0-120 | 4 | 3M | 15 | £0 | £0 | £0 | Ken McGarrity Racing supports the IJF | | | £2,000.00 | | | | | | | | | | | | | | | | | | | | | | | | | |
| 3.30 | 4YO+ | H'CAP CHASE | 6 | 8 | 9 | 0-105 | 4 | 2M | 14 | £6,200 £400 | £8,000 | £33 | Johnnie Delta Racing | | £400 | £1,000.00 | | | | | | | | | | | | | | | | | | | | | | | | | |
| 4.00 | 4YO+ | H'CAP HRDLE | NA | 8 | 18 | 0-120 | 4 | 2M | 14 | £8,200 £400 | £10,000 | £43 | Irish Thoroughbred Marketing | | £400 | £1500. £2000 to the winning owner - ROA Scheme PLUS 2000 Euro voucher redeemable at any Irish Bloodstock sale | | | | | | | | | | | | | | | | | | | | | | | | | |
| | | | 34 | 46 | 64 | | | | | £8,600 £42,200 | £10,000 £49,200 | | | £2,000.00 £2,000 | £400 £2,400 | Trophies for winning Owner, Trainer, Jockey from ITM | | | | | | | | | | | | | | | | | | | | | | | | | |
| 18 | | | | | | | | | | | | | | Actual | | Budget | | Actual | | MONDAY 25TH NOVEMBER | | | | | | | | | | | | | | | | | | | | | |
| Ludlow £69.5k | | | | | | | | | | | | | | Runs 18 | | Runs 19 | | Runs 19 | | RATING | | CLASS | | DISTANCE | | SF | | PRIZEMONEY | | TPF | | Entry | | SPONSOR/RACE TITLE | | SPONSOR INCOME | | RIF | | Notes | |
| 12.15 | | Potential Division | | | | | | | | | | | | The Sponsor Saltire Raceday | £1,137.00 | | | | | | | | | | | | | | | | | | | | | | | | | | |
| 12.45 | 4YO+ | MARES' ONLY NOVICES' HRDLE | 7 | 7 | 12 | WFA | 4 | 2M | 14 | £5,600 £400 | £6,000 | £30 | Racing to School thanks Morag | | £400 | | | | | | | | | | | | | | | | | | | | | | | | | | |
| 1.20 | 4YO+ | NOV H'CAP CHASE | 7 | 7 | 6 | 0-120 | 4 | 2M4F | 13 | £6,200 £400 | £8,000 | £33 | racinqtv.com | | £400 | | | | | | | | | | | | | | | | | | | | | | | | | | |
| 1.55 | 4YO+ | H'CAP HRDLE was a nov h'cap | 9 | 9 | 11 | 0-115 was 0-120 | 4 | 2M3F | 14 | £6,200 £400 | £8,000 | £33 | Border Safeguard Fire and Security Experts | £840.00 | £400 | | | | | | | | | | | | | | | | | | | | | | | | | | |
| 2.25 | 4YO+ | H'CAP CHASE | 6 | 6 | 8 | 0-115 | 4 | 2M | 14 | £8,200 £400 | £10,000 | £43 | The Saltire Festival | £0.00 | £400 | | | | | | | | | | | | | | | | | | | | | | | | | | |
| 3.00 | 3YO+ | HANDICAP HRDLE Was an Open NHF | 5 | 8 | 13 | 0-115 | 4 | 2M | 14 | £6,200 £400 | £8,000 | £33 | Follow @racinq_uk On Twitter Now | | £400 | | | | | | | | | | | | | | | | | | | | | | | | | | |
| 3.30 | 4YO+ | H'CAP HRDLE | 13 | 13 | 10 | 0-100 | 5 | 3M | 15 | £4,200 £400 | £6,000 | £23 | Join Racing TV | | £400 | | | | | | | | | | | | | | | | | | | | | | | | | | |
| | | | 47 | 50 | 60 | | | | | £39,000 | £46,000 | | | £840.00 | £2,400.00 | | | | | | | | | | | | | | | | | | | | | | | | | | |
| 19 | | | | | | | | | | | | | | Actual | | Budget | | Actual | | MONDAY 2ND DECEMBER | | | | | | | | | | | | | | | | | | | | | |
| Plumpton £54.5k | | | | | | | | | | | | | | Runs 18 | | Runs 19 | | Runs 19 | | RATING | | CLASS | | DISTANCE | | SF | | PRIZEMONEY | | TPF | | Entry | | SPONSOR/RACE TITLE | | SPONSOR INCOME | | RIF | | Notes | |
| 12.15 | 4YO+ | NOVICE HDLE | 5 | 7 | | WFA | 4 | 2M | 14 | £5,400 £400 | £5,800 | £29 | racinqtv.com | £0.00 | £0.00 | | | | | | | | | | | | | | | | | | | | | | | | | | |
| 12.45 | 4YO+ | MARES ONLY H'CAP HRDLE was 3m maiden hrdle | 5 | 7 | | 0-110 | 4 | 2M | 14 | £5,600 £400 | £7,200 | £30 | Every race Live At Racing TV | | £400 | | | | | | | | | | | | | | | | | | | | | | | | | | |
| 1.15 | 4YO+ | NOV H'CAP CHASE | 9 | 9 | | 0-105 | 4 | 3M | 13 | £6,200 £400 | £8,000 | £33 | Introducing Racing TV | | £400 | | | | | | | | | | | | | | | | | | | | | | | | | | |
| 1.45 | 3YO+ | COND'N JOCS H'CAP HRDLE | 11 | 11 | | 0-100 | 5 | 2M | 15 | £3,900 £400 | £5,700 | £22 | Like Racing TV on Facebook | | £400 | | | | | | | | | | | | | | | | | | | | | | | | | | |
| 2.15 | 3YO+ | H'CAP HRDLE | 6 | 8 | | 0-105 was 110 | 4 | 2M4F | 13 | £5,400 £400 | £7,200 | £29 | racinqtv.com | | £400 | | | | | | | | | | | | | | | | | | | | | | | | | | |
| 2.45 | 4YO+ | H'CAP CHASE | 5 | 8 | | 0-110 was 115 | 4 | 2M4F | 13 | £8,200 £400 | £10,000 | £43 | Get So Much More With Racing TV | | £400 | | | | | | | | | | | | | | | | | | | | | | | | | | |
| 3.15 | 4-6YO | OPEN NHF | 4 | 6 | | WFA was 5 | 4 | 2M | 15 | £5,000 £0 | £5,000 | £25 | Visit racinqtv.com | | £0 | | | | | | | | | | | | | | | | | | | | | | | | | | |
| | | | 45 | 56 | 0 | | | Abandoned | | -42100 | £0 | | | £0.00 | -£2,400 | ABANDONED | | | | | | | | | | | | | | | | | | | | | | | | | |
| | | | | | | | | | | £0 | £48,900 | | | £0.00 | £0.00 | | | | | | | | | | | | | | | | | | | | | | | | | | |

| 20 | | Fontwell £38k | Actual Runs 18 | Budget Runs 19 | Actual Runs 19 | MONDAY 9TH DECEMBER | | | | | 7 | The Sponsor Raceday | £1,560.00 | | | |
|------------|------|-----------------------------------------|----------------------|----------------------|----------------------|---------------------|-------|----------------|----|---------------------------|----------|--------------------------|-----------------------------------------------------------------------------|-------------------|-----------|----------------------------------------------------------|
| RACE TIMES | AGE | RACE TYPE | | | | RATING | CLASS | DISTANCE | SF | PRIZEMONEY | TPF | Entry | SPONSOR/RACE TITLE | SPONSOR INCOME | RIF | Notes |
| 12.15 | 4YO+ | COND'N JOCS H'CAP HDLE | 8 | 10 | 10 | 0-120 | 4 | 2M4F | 15 | £6,200 £400 | £8,000 | £33 | To be Achieved racingtv.com | £0.00 | | |
| 12.45 | 4YO+ | EBF NH MAIDEN HDLE (Qualifier) | 6 | 6 | 11 | WFA | 4 | 2M | 14 | £5,600 £400 | £6,000 | £30 | British Stallion Studs EBF Maiden NH Hurdle Qualifier | £1,000.00 | £400 | EBF 1k |
| 1.15 | 4YO+ | NOV H'CAP CHASE | 7 | 8 | 8 | 0-120 | 4 | 2M6F | 13 | £6,200 £400 | £8,000 | £33 | Visit racingtv.com | | £400 | |
| 1.45 | 4YO+ | H'CAP CHASE | 7 | 6 | 6 | 0-120 | 4 | 2M | 14 | £8,200 £400 | £10,000 | £43 | Introducing racing TV | | £400 | |
| 2.15 | 3YO | INTRO JUV NOV HDLE | 8 | 7 | 8 | WFA | 2 | 2M | 14 | £17,000 £0 | £17,000 | £85 | Every Race Live On Racing TV | | £8,000 | £3k RIF and £5k DF |
| 2.45 | 4YO+ | H'CAP HRDLE | 10 | 8 | 7 | 0-130 | 3 | 3M | 15 | £10,200 £400 | £12,000 | £53 | Like Racing TV On Facebook | | £400 | |
| 3.15 | 4YO+ | H'CAP CHASE | 7 | 7 | 11 | 0-110 | 4 | 3M | 14 | £6,700 £400 | £8,500 | £36 | Racing TV Profits Returned To Racing | | £400 | |
| | | | | | | | | | | £703 | | | | | £400 | |
| | | | 53 | 52 | 61 | | | | | £63,203 | £69,500 | | | £1,000.00 | £10,400 | |
| 21 | | Cheltenham | Actual Runs 19 | Budget Runs 20 | Actual Runs 20 | MONDAY 1ST JANUARY | | | | | 6 | The Betway New Years Day | £20,000.00 | | | |
| RACE TIMES | AGE | RACE TYPE | | | | RATING | CLASS | DISTANCE | SF | PRIZEMONEY | TPF | Entry | SPONSOR/RACE TITLE | SPONSOR INCOME | RIF | Notes |
| 12.30 | 4YO | JUV NOV HURDLE | 6 | 6 | 8 | WFA | 4 | 2M | 14 | £6,200 £400 | £8,000 | £33 | To be Achieved Betway First Foot | £0 | | |
| 12.40 | 4YO+ | H'CAP HDLE | 9 | 9 | 6 | 0-140 | 3 | 3M | 15 | £18,200 £400 | £20,000 | £93 | The First Foot Juvenile Novices' Hurdle (Class 3) Betway Hair of the Dog | £5,000 | £400 | |
| 1.40 | 5YO+ | H'CAP CHASE | 6 | 7 | 14 | 0-145 | 2 | 2M4F | 14 | £30,000 £0 | £30,000 | £150 | The Hair of the Dog Handicap Hurdle (Class 3) Betway Auld Reekie | £5,000 | £3,000 | |
| 2.15 | 4YO+ | H'CAP HDLE | 7 | 8 | 11 | OPEN | 2 | 2M | 15 | £30,000 £0 | £30,000 | FREE | The Auld Reekie Handicap Chase (Class 2) Betway Hogmaneigh | £5,000 | £2,500 | |
| 2.20 | 4YO+ | H'CAP HDLE | 9 | 9 | 12 | 0-110 | 4 | 2M3F | 15 | £8,200 £400 | £10,000 | £43 | The Hogmaneigh Handicap Hurdle (Class 2) Betway Heed your Hunch | £5,000 | £0 | |
| 3.25 | 5YO+ | H'CAP CHASE | 6 | 7 | 9 | 0-115 was 0-120 | 4 | 3M | 13 | £8,200 £400 | £10,000 | £43 | Betway Casino | £0 | £400 | |
| | | | 43 | 46 | 60 | | | | | £102,400 | £108,000 | | | £20,000.00 | £7,100.00 | |
| 15 | | Track Hereford | Actual Runs 19 | Budget Runs 20 | Actual Runs 20 | FRIDAY 3RD JANUARY | | | | | 6 | The Betway Raceday | £1,000.00 | | | |
| RACE TIMES | AGE | RACE TYPE | | | | RATING | CLASS | DISTANCE | SF | PRIZEMONEY | TPF | Entry | SPONSOR/RACE TITLE | SPONSOR INCOME | RIF | Notes |
| 12.50 | 4YO+ | MAIDEN HDLE NOVICE? | 11 | 10 | 7 | WFA | 4 | 3M was 2M3F | 14 | £5,600 £400 | £6,000 | £30 | To be Achieved Betway Maiden Hurdle | £0.00 | £400 | |
| 1.20 | 5YO+ | NOV H'CAP CHASE | 6 | 6 | 10 | 0-105 was 0-120 | 4 | 2M4F | 14 | £6,200 £400 | £8,000 | £33 | Betway Novice Handicap Chase | | £400 | |
| 1.55 | 4YO+ | H'CAP HDLE | 12 | 12 | 19 | 0-100 was 0-105 | 5 | 2M | 15 | £4,200 £400 | £6,000 | £23 | Betway Heed Your Hunch Handicap Hurdle | | £400 | |
| 2.25 | 4YO+ | H'CAP HDLE | 8 | 8 | 8 | 0-120 | 4 | 3M | 15 | £8,200 £400 | £10,000 | £43 | Betway Handicap Hurdle | | £400 | |
| 3.00 | 5YO+ | BEGINNERS' CHASE Earlier in the card | 5 | 5 | 3 | OPEN was 0-135 | 4 | 2M6F was 2M | 14 | £6,200 £400 | £8,000 | £33 | Betway Handicap Chase | | £400 | EB - Perpetual bronze (Contact Jane Gillies to present) |
| 3.25 | 4YO+ | OPEN NH FLAT | 9 | 9 | 10 | WFA | 4 | 2M | 14 | £5,000 -£315 £4,326 | £4,685 | £23 | Betway Open NH Flat Race | | £400 | |
| | | | 51 | 50 | 57 | | | | | £41,411 | £42,685 | | £0 | £0.00 | £2,400 | |

| Track Chep'w £40.5k Ling £39k | | | | | | | | | | | | | FRIDAY 17TH JANUARY | | | | 6 | | | | The Betway Rabbin Burns Day Raceday | | | |
|-------------------------------|------|------------------------------------------------|----------------|----------------|----------------|--------------------|-------|----------------|----|-----------------------|----------|-------|-------------------------------------------------------------------------------------------------------------------------------------------------------------|----------------|-----------|--------------------------------|---|--|--|--|-------------------------------------------|--|--|--|
| RACE TIMES | AGE | RACE TYPE | Actual Runs 19 | Budget Runs 20 | Actual Runs 20 | RATING | CLASS | DISTANCE | SF | PRIZEMONEY | TPF | Entry | SPONSOR/RACE TITLE | SPONSOR INCOME | RIF | Notes | | | | | | | | |
| 1.20 | 4YO+ | H'CAP HDLE | 0 | 8 | 11 | 0-115 was 0-105 | 4 | 2M3F | 15 | £5,700 £400 | £7,500 | £31 | To be Achieved Betway Heed Your Hunch | £0.00 | | | | | | | | | | |
| 1.55 | 5YO+ | NOV H'CAP CHASE | 0 | 10 | 7 | 0-105 was 0-120 | 4 | 2M7F | 14 | £6,200 £400 | £8,000 | £33 | Betway Novice Handicap Chase | | £400 | | | | | | | | | |
| 2.25 | 4YO+ | MARES NOV HDLE | 0 | 7 | 8 | WFA | 4 | 2M | 14 | £5,600 £400 | £6,000 | £30 | Betway Cosmic Case Mares' Only Novices Hurdle (Class 5) The Cosmic Case Mares' Only Novices Hurdle (Class 5) | | £400 | | | | | | | | | |
| 3.00 | 4YO+ | H'CAP HDLE | 0 | 7 | 8 | 0-130 | 3 | 2M | 15 | £9,700 £400 | £11,500 | £51 | Betway Handicap Hurdle | | £400 | | | | | | | | | |
| 3.30 | 4YO+ | H'CAP CHASE | 0 | 7 | 9 | 0-100 | 5 | 2M4F | 14 | £4,700 £400 | £6,500 | £26 | Betway Handicap Chase | | £400 | | | | | | | | | |
| 4.00 | 4YO+ | OPEN NH FLAT | 0 | 8 | 7 | WFA | 4 | 2M | 14 | £5,000 £0 | £5,000 | £25 | Betway Open NH Flat Chase | | £0 | | | | | | | | | |
| | | | 0 | 47 | 50 | | | | | £38,900 | £44,500 | | | £0.00 | £2,000.00 | | | | | | | | | |
| Sand'n & Weth'y & Leopd'n | | | | | | | | | | | | | SATURDAY 1ST FEBRUARY | | | | 7 | | | | The bet365 Edinburgh National Raceday | | | |
| RACE TIMES | AGE | RACE TYPE | Actual Runs 19 | Budget Runs 20 | Actual Runs 20 | RATING | CLASS | DISTANCE | SF | PRIZEMONEY | TPF | Entry | SPONSOR/RACE TITLE | SPONSOR INCOME | RIF | Notes | | | | | | | | |
| 12.57 | 5YO+ | NOVICE CHASE | 0 | 5 | 3 | WFA | 3 | 2M4F | 13 | £11,200 £400 | £13,000 | £58 | To be Achieved bet365 Frodon Novices' Chase (Class 3) The Frodon Novices' Chase (Class 3) | £0.00 | £2,000 | £0 | | | | | | | | |
| 1.31 | 4YO+ | VETERANS' CHASE | 0 | 12 | 9 | 0-125 | 3 | 2M6F | 14 | £15,700 £400 | £17,500 | £81 | bet365 Auld Yin Veterans' Handicap Chase The Auld Yin Chase (Class 3) | | £800 | £0 | | | | | | | | |
| 2.05 ITV4 | 4YO+ | H'CAP HDLE Free Entry for horses rated <130 | 0 | 8 | 9 | OPEN | 2 | 2M | 15 | £35,000 £0 | £35,000 | FREE | bet365 Scottish County Handicap Hurdle (Class 2) The Scottish County Handicap Hurdle (Class 2) | £0.00 | £3,000 | Sponsored numbercloths and rug | | | | | | | | |
| 2.45 | 5YO+ | H'CAP CHASE | 0 | 6 | 10 | 0-140 | 3 | 2M | 14 | £20,400 £0 | £20,400 | £102 | bet365 Scottish Champion Handicap Chase (Class 3) (For The Bowes-Lyon Trophy) The Scottish Champion Handicap Chase (Class 2) (For The Bowes-Lyon Trophy) | £0.00 | £800 | Bowes-Lyon perpetual trophy | | | | | | | | |
| 3.15 ITV4 | 5YO+ | H'CAP CHASE | 0 | 14 | 10 | 0-150 | 2 | 4M | 16 | £45,000 £0 | £45,000 | £225 | bet365 Edinburgh National Handicap Chase (Class 2) The Edinburgh National Handicap Chase (Class 2) | £20,000.00 | £2,500 | Sponsored numbercloths and rug | | | | | | | | |
| 3.52 | 5YO+ | H'CAP HDLE | 0 | 12 | 13 | 0-115 | 4 | 2M | 15 | £8,200 £400 | £10,000 | £43 | bet365 | £0.00 | £400 | | | | | | | | | |
| 4.26 | 5YO+ | OPEN HUNTERS' CHASE | 0 | 6 | 7 | WFA | 4 | 3M2F | 14 | £6,000 £0 -£553 | £6,000 | £30 | bet365 Scottish Foxhunters' Steeple Chase (Class 3) The Scottish Foxhunters' Steeple Chase (Class 3) | £0.00 | £0 | | | | | | | | | |
| | | | 0 | 63 | 61 | | | | | £142,147 | £146,900 | | | £20,000.00 | £9,900.00 | | | | | | | | | |
| Leopardstown | | | | | | | | | | | | | SUNDAY 2ND FEBRUARY | | | | 7 | | | | The Bet365 Scottish Cheltenham Trials Day | | | |
| RACE TIMES | AGE | RACE TYPE | Actual Runs 19 | Budget Runs 20 | Actual Runs 20 | RATING | CLASS | DISTANCE | SF | PRIZEMONEY | TPF | Entry | SPONSOR/RACE TITLE | SPONSOR INCOME | RIF | Notes | | | | | | | | |
| 1.15 | 4YO+ | NOVICES' H'CAP CHASE | 0 | 8 | 6 | 0-120 | 4 | 3M was 2M4F | 14 | £7,800 £400 | £10,000 | £41 | bet365 | £0.00 | £400 | | | | | | | | | |
| 1.45 | 4YO | JUV HURDLE (LISTED) | 0 | 5 | 7 | WFA | 1 | 2M | 14 | £35,000 £0 | £35,000 | £175 | bet365 Scottish Triumph Hurdle (A Juvenile Hurdle) (Class 2) The Scottish Triumph Hurdle (A Juvenile Hurdle Race) (Class 1 Listed Race) | £5,000.00 | £3,000 | £0 | | | | | | | | |
| 2.15 | 5YO+ | NOVICE HURDLE | 0 | 5 | 6 | WFA | 2 | 2M | 14 | £20,000 £450 | £20,450 | £102 | bet365 Scottish Supreme Novices' Hurdle (Class 2) The Scottish Supreme Novices' Hurdle (Class 2) | £5,000.00 | £3,000 | RC pays AM top up @ £450 | | | | | | | | |
| 2.50 | 4YO+ | NOVICE HURDLE | 0 | 6 | 4 | WFA | 2 | 3M | 14 | £20,000 £450 | £20,450 | £102 | bet365 Scottish Stayers Novices' Hurdle (Class 2) The Scottish Stayers Novices' Hurdle (Class 2) | £5,000.00 | £3,000 | RC pays AM top up @ £450 | | | | | | | | |
| 3.20 | 4YO+ | PERTEMPS H'CAP HDLE QUALIFIER | 0 | 12 | 7 | OPEN | 2 | 3M2F | 15 | £20,000 £0 | £20,000 | £100 | Pertemps Network | £5,000.00 | £3,000 | | | | | | | | | |
| 3.50 | 5YO+ | H'CAP CHASE | 0 | 9 | 5 | 0-120 | 4 | 3M3F | 14 | £9,800 £400 | £12,000 | £51 | bet365 | £0.00 | £400 | | | | | | | | | |
| 4.20 | 4YO+ | OPEN NH FLAT | 0 | 8 | 7 | WFA | 4 | 2M | 14 | £5,000 £0 -£694 | £5,000 | £25 | bet365 | £0.00 | £0 | | | | | | | | | |
| | | | 0 | 53 | 42 | | | | | £118,606 | £122,900 | | | £20,000.00 | £12,800 | | | | | | | | | |
| Track Wincanton £40.5k | | | | | | | | | | | | | WEDNESDAY 26TH FEBRUARY | | | | 7 | | | | The Sponsor Raceday | | | |
| RACE TIMES | AGE | RACE TYPE | Actual Runs 19 | Budget Runs 20 | Actual Runs 20 | RATING | CLASS | DISTANCE | SF | PRIZEMONEY | TPF | Entry | SPONSOR/RACE TITLE | SPONSOR INCOME | RIF | Notes | | | | | | | | |
| 2.10 | 5YO+ | H'CAP CHASE | 7 | 8 | 4 | 0-100 | 5 | 2M4F | 14 | £4,700 | £6,500 | £26 | To be Achieved | £0.00 | | | | | | | | | | |

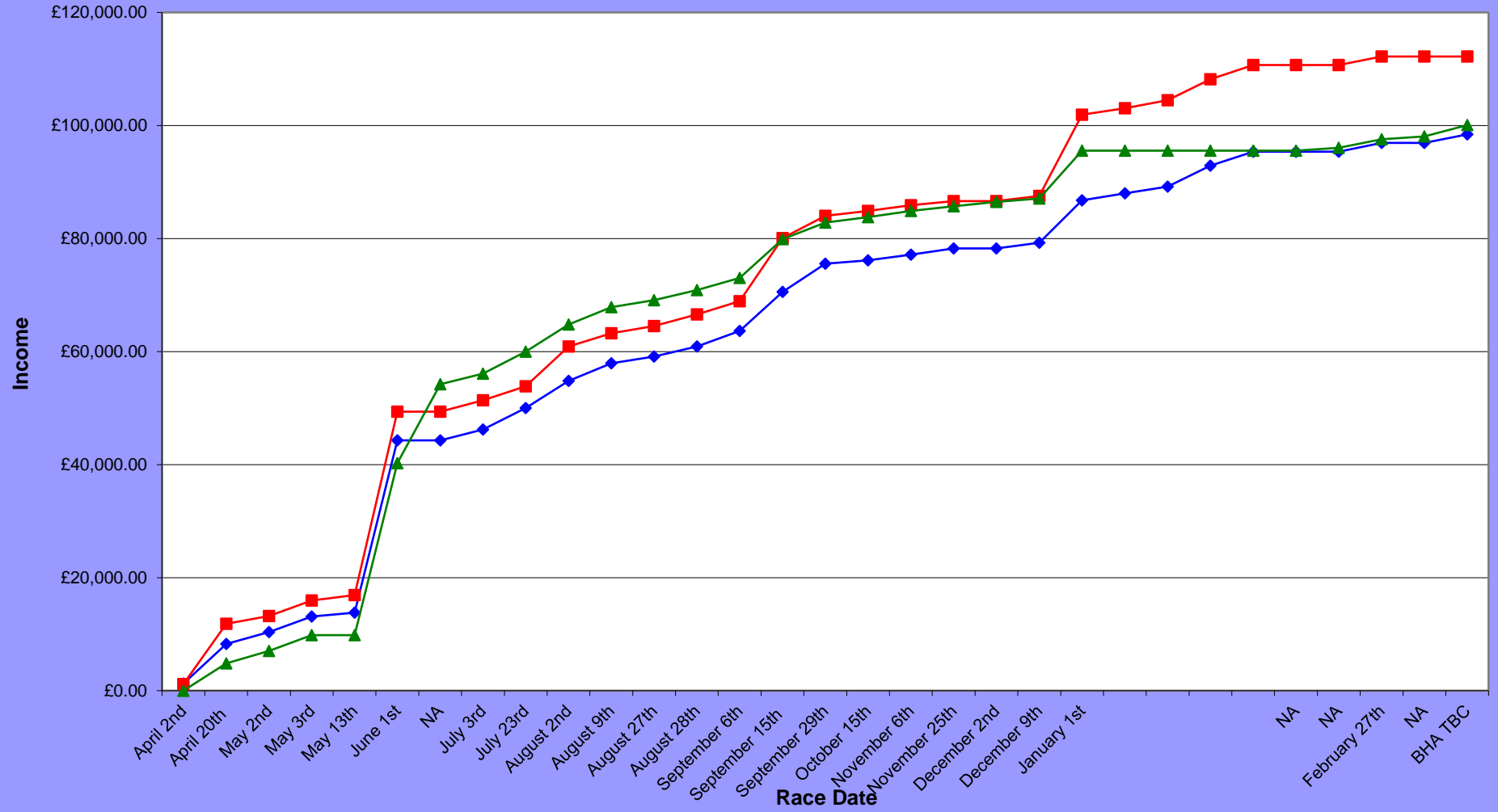
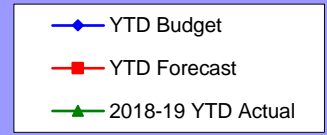
| | | | | | | | | | | | | | | | | | | |
|-------------------|------------|---------------------------|----------------------|----------------------|----------------------|--------------------------|--------------|-----------------|-----------|-------------------|-----------------|--------------|--------------------------------------------------|--|-----------------------|-----------------|-----------------|-----------------------------|
| 2.40 | 4YO+ | MAIDEN HDLE | 7 | 8 | 3 | WFA | 4 | 2M3F | 14 | £400 £5,600 | £6,000 | £30 | | | £400 | | | |
| 3.10 | 4YO+ | H'CAP HDLE | 8 | 8 | 11 | 0-120 was 105 | 4 | 3M | 15 | £400 £6,200 | £8,000 | £33 | | | £400 | | | |
| 3.40 | 5YO+ | NOV H'CAP CHASE | 4 | 6 | 7 | 0-105 was 120 | 4 | 2M7F | 14 | £400 £6,200 | £8,000 | £33 | | | £400 | | | |
| 4.10 | 4YO+ | H'CAP HDLE | 9 | 9 | 10 | 0-115 was 120 | 4 | 2M | 15 | £400 £6,200 | £8,000 | £33 | | | £400 | | | |
| 4.40 | 5YO+ | GRASSROOTS HUNTERS' CHASE | 6 | 8 | 6 | WFA | 4 | 3M | 14 | £6,000 £0 | £6,000 | £30 | | | £400 | | | |
| 5.10 | 4YO+ | MARES ONLY H'CAP HURDLE | 8 | 8 | 9 | 0-105 | 4 | 2M3F | 15 | £5,700 £400 | £7,500 | £31 | | | £0 | | | |
| | | | 49 | 55 | 50 | | | | | £286 £42,714 | £50,000 | | | | £0.00 | £2,400 | | |
| 27 | | | Actual Runs 19 | Budget Runs 20 | Actual Runs 20 | | | | | | | 7 | The Sponsor Raceday | | £2,188.00 | | | |
| RACE TIMES | AGE | RACE TYPE | | | | RATING | CLASS | DISTANCE | SF | PRIZEMONEY | TPF | Entry | SPONSOR/RACE TITLE | | SPONSOR INCOME | RIF | Notes | |
| 2.00 | 4YO+ | MAIDEN HURDLE | 11 | 8 | 8 | WFA | 4 | 2M1F | 14 | £0 | £0 | £0 | To be Achieved | | £0.00 | | | |
| 2.30 | 5YO+ | NOV H'CAP CHASE | 6 | 6 | 6 | 0-120 | 4 | 2M1F | 14 | £0 | £0 | £0 | | | | | £0 | |
| 3.05 | 5YO+ | H'CAP CHASE | 6 | 6 | 6 | 0-150 | 4 | 2M4F | 14 | £0 | £0 | £0 | | | | | £0 | |
| 3.35 | 4YO+ | H'CAP HDLE | 4 | 8 | 8 | 0-125 | 3 | 2M3F | 15 | £0 | £0 | £0 | | | | | £0 | |
| 4.10 | 5YO+ | H'CAP CHASE | 14 | 8 | 8 | 0-100 | 5 | 2M7F | 14 | £0 | £0 | £0 | | | | | £0 | |
| 4.40 | 4YO+ | H'CAP HDLE | 7 | 8 | 8 | 0-120 | 4 | 2M1F | 15 | £0 | £0 | £0 | | | | | £0 | |
| 5.10 | 5YO+ | H'CAP HDLE | 6 | 8 | 8 | 0-100 | 5 | 2M3F | 15 | £0 | £0 | £0 | | | | | £0 | |
| | | | 54 | 52 | 52 | | | | | £0 | £0 | | | | £0.00 | £0 | | |
| 28 | | Lingfield & Newbury | Actual Runs 19 | Budget Runs 20 | Actual Runs 20 | FRIDAY 20TH MARCH | | | | | | 7 | The Sponsored Go North Racing Festival | | £15,000 | | | |
| RACE TIMES | AGE | RACE TYPE | | | | RATING | CLASS | DISTANCE | SF | PRIZEMONEY | TPF | Entry | SPONSOR/RACE TITLE | | SPONSOR INCOME | RIF | Notes | |
| 2.10 | 5YO+ | NOVICE HURDLE | NA | 8 | 8 | WFA | 3 | 2M1F | 14 | £9,600 £400 | £10,000 | £50 | Mitsubishi Electric | | 460 | | £0 £400 | |
| 2.40 | 4YO | JUVENILE NOV H'CAP HDLE | NA | 12 | 12 | OPEN | 2 | 2M1F | 14 | £35,000 £0 | £35,000 | £175 | THE NORTHERN LIGHTS SERIES JUVENILE FINAL | | | | £20,000 £400 | 17k Dev Fund + 3k RIF |
| 3.05 | 5YO+ | H'CAP HDLE | NA | 14 | 14 | OPEN | 2 | 2M1F | 15 | £35,000 £0 | £35,000 | £175 | THE NORTHERN LIGHTS TWO MILE HURDLE SERIES FINAL | | | | £20,000 £0 | 15k Dev Fund + 3k RIF - tbc |
| 3.35 | 5YO+ | MARES' H'CAP HDLE | NA | 14 | 14 | OPEN | 2 | 2M4F | 15 | £35,000 £0 | £35,000 | £175 | THE NORTHERN LIGHTS MARES' 2M4F FINAL | | | | £20,000 £0 | 15k Dev Fund + 5k RIF |
| 4.10 | 5YO+ | H'CAP HDLE | NA | 14 | 14 | OPEN | 2 | 3M | 15 | £35,000 £0 | £35,000 | £175 | THE NORTHERN LIGHTS STAYERS' HURDLE SERIES FINAL | | | | £20,000 £0 | 15k Dev Fund + 3k RIF - tbc |
| 4.45 | 5YO+ | NOVICE H'CAP HURDLE | NA | 8 | 8 | 0-110 | 4 | 2M4F | 15 | £6,200 £400 | £8,000 | £33 | Forth 1's Bookie in the Morning | | £2,000.00 | | £0 £400 | |
| 5.15 | 4YO+ | MARES' NH FLAT RACE | 7 | 8 | 8 | WFA | 4 | 2M1F | 14 | £5,000 £0 | £5,000 | £25 | | | | | £0 £0 | |
| | | | 7 | 78 | 78 | | | | | £161,600 | £163,000 | | | | £2,460.00 | £81,200 | | |
| | | | | | | | | | | | | | Total Sponsorship To Be Achieved | | £0.00 | | | |
| | | GRAND TOTAL | 383 | 648 | 635 | | | | | £792,181 | £891,585 | | | | £66,300 | £133,000 | | |
| | | Average per race | 4.848 | 9.00 | 8.819 | | | | | | | | | | | | | |
| | | Average per fixture | 34.82 | 58.909 | 57.73 | | | | | | | | | | | | | |

| Date | 2019-20 | 2019-20 Actual/4cast | 2019-19Actual | 2019-20INDUSTRY, TITLE & CONTRA SPONSORS - breakdown | 2019-20 INDUSTRY, TITLE & CONTRA SPONSORS - Value | CORPORATE SPONSORSHIP | Sponsorship Costs | Notes |
|-----------------------|--------------------|----------------------|---------------|------------------------------------------------------|---------------------------------------------------|-----------------------|-------------------|-------------------------------------------------------------------------------|
| Saturday 20 April | £20,000.00 | £0.00 | £0.00 | Sponsor £20,000 | £20,000.00 | £0.00 | | Includes extra race on ITV |
| Thursday 2 April | £1,000.00 | £1,000.00 | £0.00 | | £1,000.00 | £0.00 | | |
| Thursday 2 May | £4,680.00 | £5,180.00 | | Bundle sponsor x5 £1500, EBF £1500 | £3,000.00 | £1,680.00 | | |
| Friday 3rd May | £30,130.00 | £31,040.00 | £0.00 | EBF £1k Weatherbys £25k | £26,000.00 | £4,130.00 | | Weatherbys (provide 2btos) & trophies. £840 per race x 5 |
| Monday 13 May | £2,000.00 | £0.00 | £0.00 | Bundle package | £2,000.00 | £0.00 | | |
| Saturday 1st June | £35,000.00 | £43,000.00 | £0.00 | Stobo £20k, EBF £5k, | £25,000.00 | £10,000.00 | | Stobo = £20k sp, £5500 hosp: silk series pays out of charitable contributions |
| Wednesday 3 July | £5,500.00 | £5,960.00 | £0.00 | EBF 1500, ROA £4,000 | £5,500.00 | £0.00 | | |
| Tues 23 July | £2,187.00 | £0.00 | £0.00 | EBF £0, max recycle £7578 | £0.00 | £2,187.00 | | MAXrecycle money allocation to 23 July TBC |
| Fri 2 August | £7,200.00 | £5,700.00 | £0.00 | Radio Forth £2k, EBF 1.5k | £3,500.00 | £3,700.00 | | £840 per race CH, raceday event title |
| Fri 9 August | £10,840.00 | £10,880.00 | £0.00 | EBF £5k | £5,000.00 | £5,840.00 | | £840 per race CH |
| Tues 27th Aug | £2,505.00 | £2,450.00 | £0.00 | Betting bundle | £2,505.00 | £0.00 | | £460 per race CH |
| Wed 28th Aug | £6,153.00 | £12,343.00 | £0.00 | EBF £5k, betting bundle x1 | £5,000.00 | £1,153.00 | | £460 per race CH |
| Fri 6th September | £4,620.00 | £4,520.00 | £0.00 | | | £4,620.00 | | £840 per race CH, plus raceday sponsor |
| Sat 15th September | £8,500.00 | £10,840.00 | £0.00 | EBF £5k | £5,000.00 | £3,500.00 | | Ed Cup Sponsor? Local sponsors £600 + vat per race inc 10 tickets |
| Sun 29th Sept | £15,000.00 | £14,550.00 | £0.00 | EBF £11000 | £11,000.00 | £3,000.00 | | |
| Monday 15 October | £8,000.00 | £5,000.00 | £0.00 | EBF £5k, betting sponsor x5 | £8,000.00 | £0.00 | | |
| Wednesday 6 November | £1,840.00 | £2,000.00 | £0.00 | Betting bundle £920 | £920.00 | £920.00 | | £460 per race CH |
| Mon 25Nov | £1,137.00 | £840.00 | £0.00 | Betting bundle x3 | £672.00 | £460.00 | | £460 per race CH |
| Mon 2 Dec | £0.00 | £0.00 | £0.00 | Betting Bundle? | £0.00 | £0.00 | | Betting bundle with raceday |
| Mon 9 Dec | £1,560.00 | £1,000.00 | | EBF £1k, betting bundle | £1,560.00 | £0.00 | | |
| Wed 1st January | £20,000.00 | £20,000.00 | £0.00 | Bookmaker £20k | £20,000.00 | £0.00 | | New sponsor needed |
| Mon 6 Jan | £0.00 | £0.00 | £0.00 | Bookmaker and EBF £1k | £0.00 | £0.00 | | cluded in NYD |
| Friday 19th January | £2,000.00 | £0.00 | £0.00 | Radio Forth £2k | £2,000.00 | £0.00 | | Betway Rabbe Burns |
| Saturday 1st February | £21,000.00 | £20,000.00 | £0.00 | bet365 £20k, | £21,000.00 | £0.00 | | |
| Sunday 2nd February | £20,000.00 | £20,000.00 | £0.00 | SKYBET £5k Per Temps £5k bet365 £5k | £20,000.00 | £0.00 | | Need to find £5k |
| Wed 11th February | £3,900.00 | £0.00 | £0.00 | Betting bundle | £3,900.00 | £0.00 | | |
| Sunday 9 March | £2,188.00 | £0.00 | | Betting Bundle | £2,188.00 | | | |
| Friday 20 March | £10,000.00 | £0.00 | | Go North sponsor | £10,000.00 | | | |
| Contingency | | | | | | £0.00 | | |
| TOTAL | £246,940.00 | £216,303.00 | £0.00 | | £203,745.00 | £41,190.00 | £0.00 | |

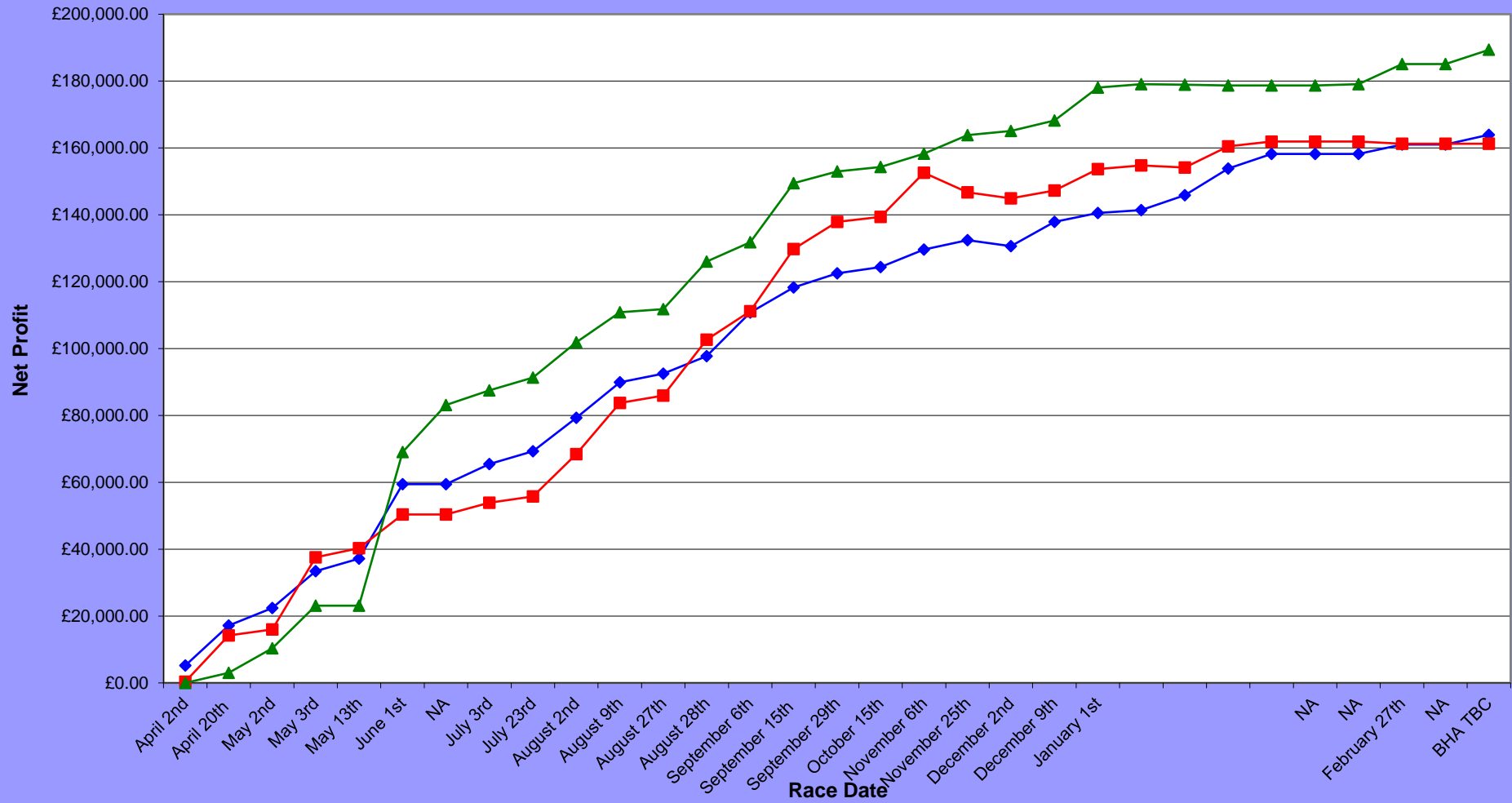
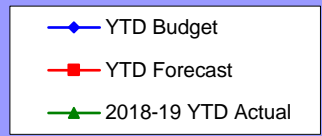
| Other Sponsorship revenue (Advertising) | 2018-19 | 2019/20 | Costs |
|-----------------------------------------|--------------|--------------|---------------|
| Tote | | | TBC |
| SSPCA via Scottish Racing | | | TBC |
| M&F | | | 0.00 |
| Co-Op funeralcare | | | 40.00 |
| EEN | | | |
| TDC | 3740 | 3740 | 400.00 |
| tote | 0 | | |
| RIJK Champion chase | 5000 | | |
| Ed Gin | | 15000 | |
| HUK | 30000 | 30000 | |
| Total | 38740 | 48740 | 440.00 |
| Budget | | | |

Notes for 2019-20
moved HUK sponsorship into fixed advertising
Ed gin official gin supplier (£10k hospitality in addition to £15k)

Catering Commission 2017-18

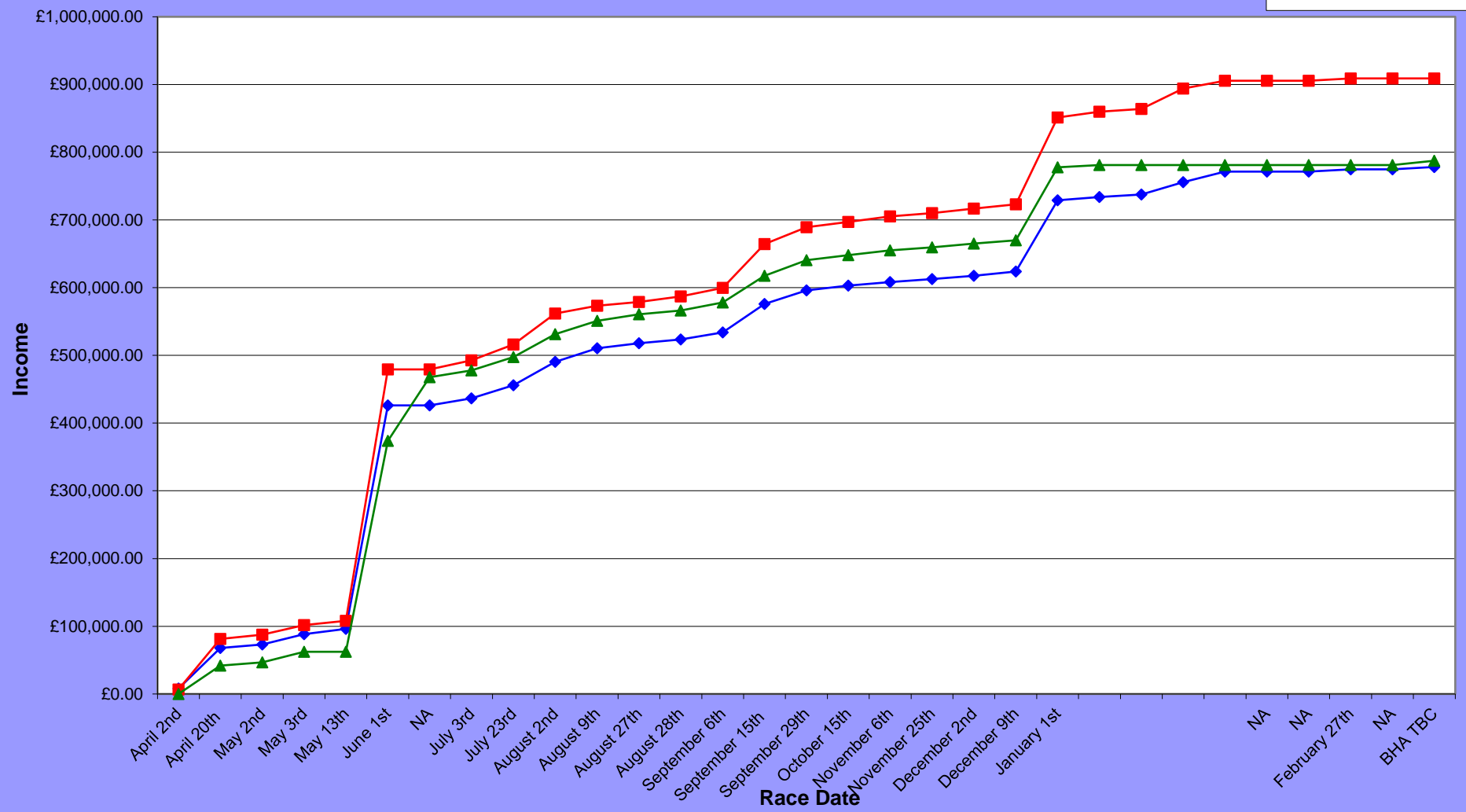


Corporate Hospitality Net Profit 2017-18



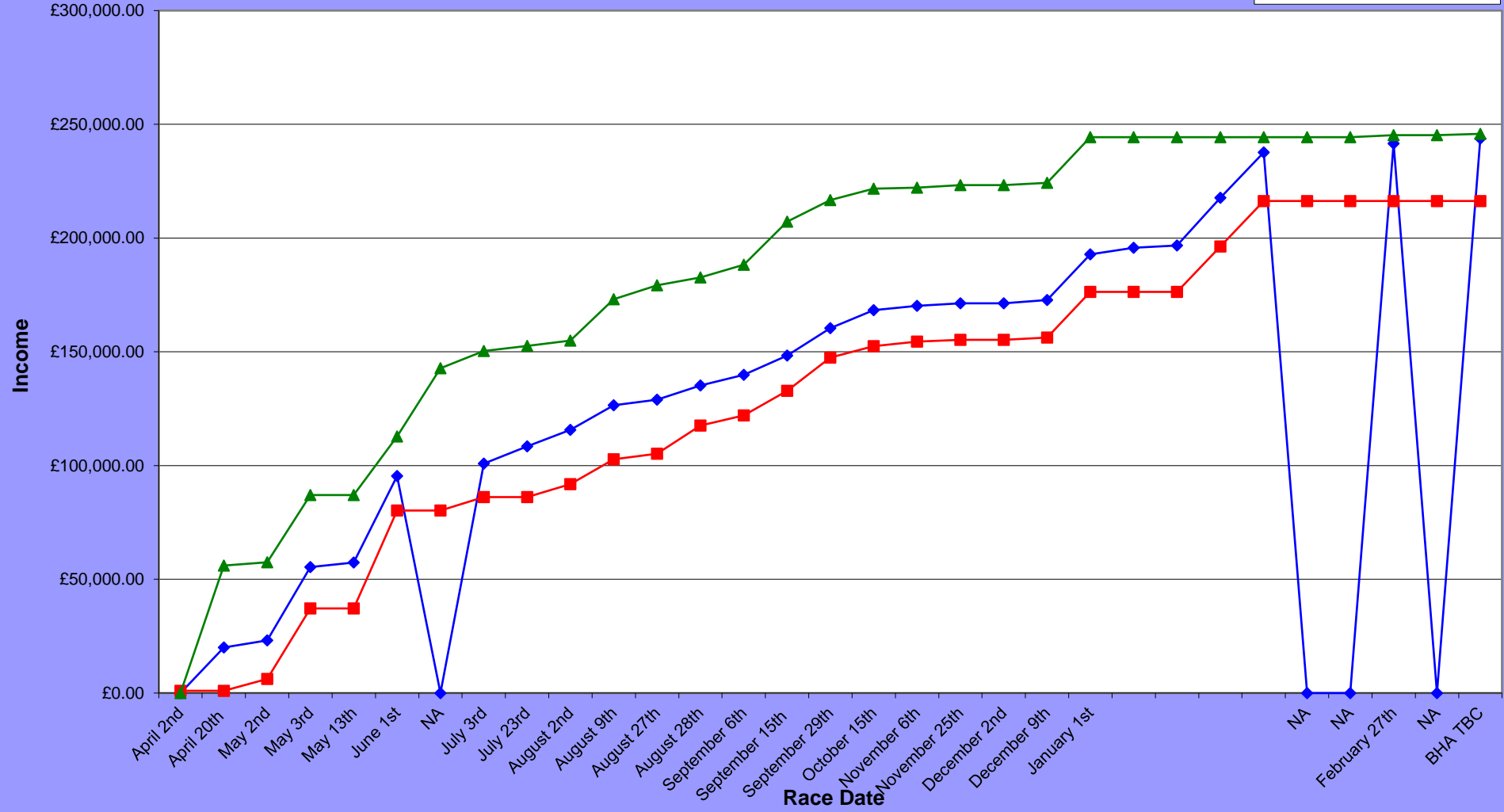
Admissions Income 2017-18

- ◆ YTD Budget
- YTD Forecast
- ▲ 2018-19 YTD Actual



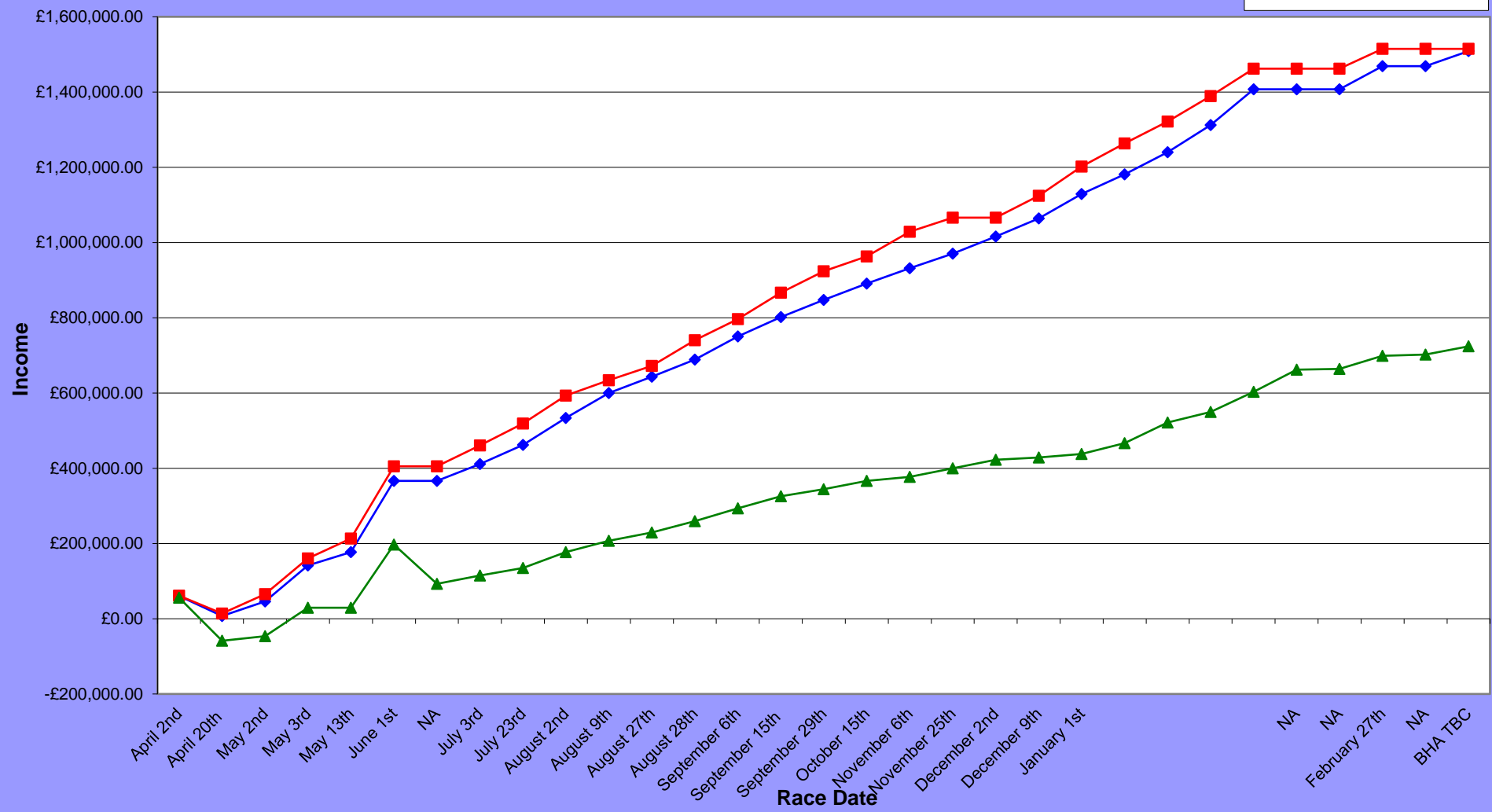
Sponsorship Income 2017-18

- ◆ YTD Budget
- YTD Forecast
- ▲ 2018-19 YTD Actual

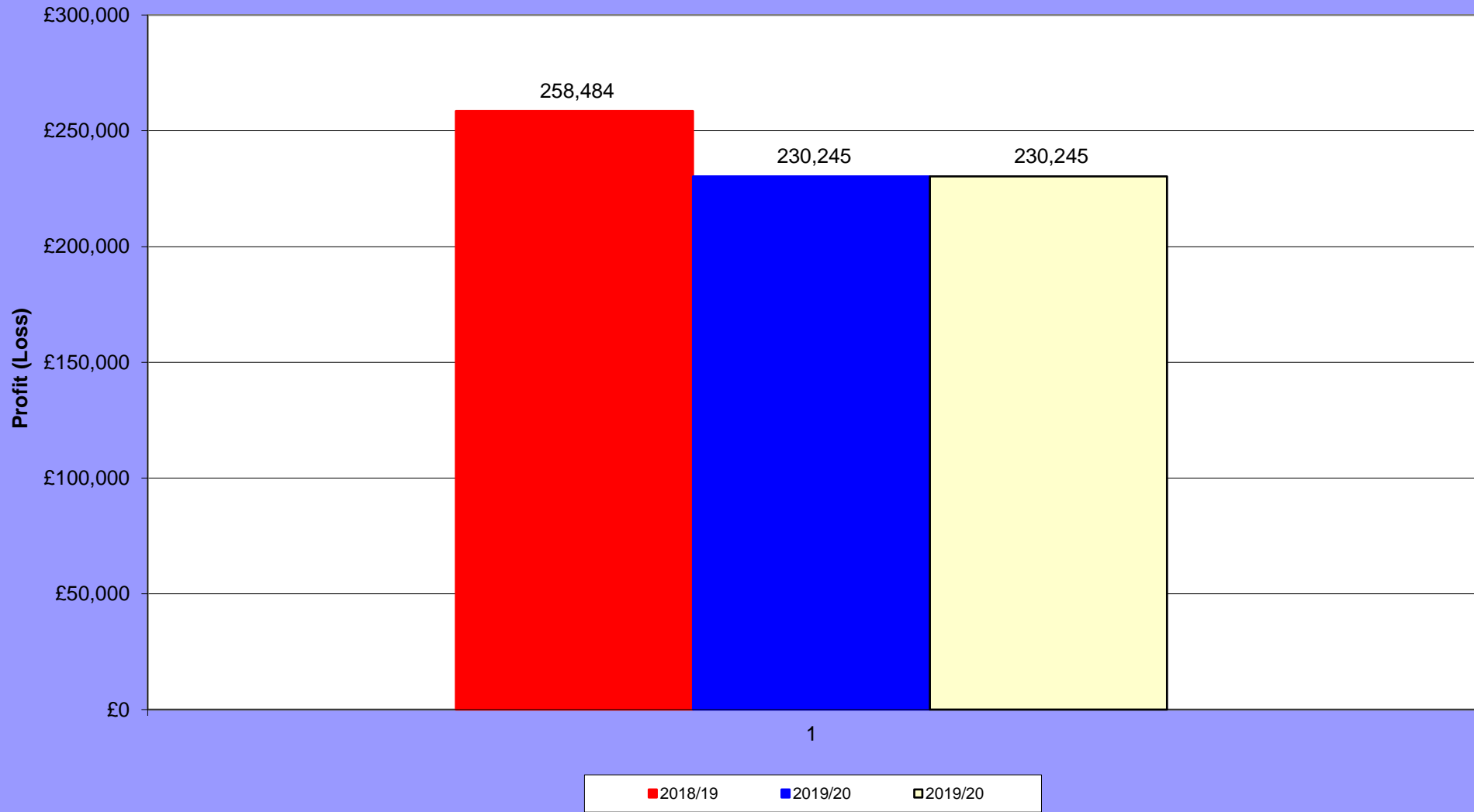


Raceday Profit 2017-18

- ◆ YTD Budget
- YTD Forecast
- ▲ 2018-19 YTD Actual



2017-18 Annual Profit (Loss)



MUSSELBURGH RACING ASSOCIATED COMMITTEE

ESTIMATE CLOSING BALANCE SHEET POSITION

| | Previous Year | Year 1 |
|--------------------------------------------------------------------------|------------------|------------------|
| | Actual 31/3/2019 | Budget 31/3/2020 |
| Balance Sheet Position at Start of Year (1st April) | £187,317 | -£149,600 |
| Add Profit/Loss for Year | £46,947 | £275,856 |
| Less Capital Expenditure | £31,558 | £20,746 |
| Cash inflow/outflow | £15,389 | £255,110 |
| Balance Sheet Position at Year End before exceptional costs | £202,706 | £105,510 |
| Less Exceptional Costs - Tender Process and Legal Fees | £352,306 | £53,024 |
| Surplus/Deficit on 31st March | -£149,600 | £52,486 |
| Add Sale of Plant, Machinery & Vehicles to 3rd party operator | £0 | £135,000 |
| Add Investment in Britbet | | £74,462 |
| Add Transfer of Assets from MRAC to ELC | £0 | £0 |
| Balance Sheet Position at Year End | -£149,600 | £261,948 |

Musselburgh Racecourse Summary Capex 2010-2019

| PROJECT | Total | Value Remaining | Current Value | Year to 31/3/2019 | Year to 31/3/2018 | Year to 31/3/2017 | Year to 31/3/2016 | Year to 31/3/2015 | Year to 31/3/2014 | Year to 31/3/2013 | Year to 31/3/2012 | Year to 31/3/2011 | Year to 31/3/2010 |
|-------------------------------------------------------------------|-------------------|-----------------|-------------------|-------------------|-------------------|-------------------|-------------------|-------------------|-------------------|-------------------|-------------------|-------------------|-------------------|
| Buildings | | | | | | | | | | | | | |
| Refurbishment of Grandstand Toilets | £72,088 | 20% | £14,418 | | | | | | | £30,160 | | £41,928 | |
| Grandstand Security CCTV | £7,598 | 0% | £0 | | | | | | | | | £7,598 | |
| Owners Trainers Semi permanent Marquee | £169,363 | 50% | £84,682 | | | | | | £6,266 | £162,140 | £957 | | |
| Convert Pinkie Café to a Bar | £35,480 | 50% | £17,740 | | | £35,480 | | | | | | | |
| Upgrade Grandstand Fire Alarm | £16,000 | 50% | £8,000 | | | | £16,000 | | | | | | |
| Refurbish Links Cafe | £44,237 | 50% | £22,119 | | | £25,581 | | | | £18,656 | | | |
| Replace Grandstand Window frames | £11,477 | 0% | £0 | | | | | | | | | £11,477 | |
| Upgrade TVs | £23,541 | 0% | £0 | | | | | | | £2,353 | £21,188 | | |
| New Presentation Canopy | £14,170 | 50% | £7,085 | | | | | | | | £14,170 | | |
| Catering Facilities Upgrade Bistro & pinkies, Tills Bars Kitchens | £156,477 | 50% | £78,239 | | | | £17,142 | £105,457 | £19,405 | £14,473 | | | |
| Signage | £57,435 | 50% | £28,718 | | | | | £57,435 | | | | | |
| Racecourse Capex | £142,612 | 30% | £42,784 | | | | | | | | | | £142,612 |
| Grounds | | | £0 | | | | | | | | | | |
| Landscaping Various | £174,973 | 70% | £122,481 | £29,718 | | | £26,074 | £72,839 | £4,476 | | | £27,558 | £14,308 |
| Racetrack | | | | | | | | | | | | | |
| Artificial surface - winning post bend | £134,565 | 70% | £94,196 | | | | | | | £134,565 | | | |
| Camber Winning Post Bend + Impts to Parade Ring | £177,103 | 70% | £123,972 | | | | £173,353 | £3,750 | | | | | |
| Upgrade O & T Entrance & disabled Car Park, | £102,668 | 70% | £71,868 | | | £101,860 | £808 | | | | | | |
| Upgrade Irrigation System (pumps etc) | £180,295 | 70% | £126,207 | £2,890 | | | £30,839 | £750 | | £7,166 | £115,408 | £23,242 | |
| Re-locate racetech | £145,090 | 70% | £101,563 | | | £22,933 | £53,257 | £68,900 | | | | | |
| Tarmac Access Road | £104,300 | 70% | £73,010 | | | | | £7,133 | £81,064 | | | | £16,103 |
| Running Rail Crowd Barrier | £28,473 | 50% | £14,237 | | | | | | £28,473 | | | | |
| Office | | | | | | | | | | | | | |
| Upgrade website and ticketing system IT Equipment | £92,694 | 40% | £37,078 | | £45,529 | | | £47,165 | | | | | |
| Extras | | | | | | | | | | | | | |
| Racecard Unit | £5,800 | 70% | £4,060 | £5,800 | | | | | | | | | |
| Stables Fence and Tarmac | £42,790 | 70% | £29,953 | | | | | | | | £42,790 | | |
| Permanent Signage A1 | £24,994 | 70% | £17,496 | | | | | | | | £24,994 | | |
| Electronic Number Board - Parade Ring | £43,230 | 50% | £21,615 | | | | | £30,546 | £12,684 | | | | |
| 02 WIFI | £47,152 | 0% | £0 | | | £4,337 | £42,815 | | | | | | |
| TOTAL | £2,054,605 | | £1,141,516 | £38,408 | £45,529 | £190,191 | £360,288 | £393,975 | £152,368 | £369,513 | £219,507 | £111,803 | £173,023 |

REPORT TO: The Musselburgh Racing Associated Committee
MEETING DATE: 24 March 2020
BY: General Manager
SUBJECT: General Manager's Report

1 PURPOSE

- 1.1 To provide the MRAC with an update on the general management of the Racecourse and any matters requiring the attention of the MRAC

2 RECOMMENDATIONS

- 2.1 The MRAC to consider and approve in principle that the grandstand area and the racecourse access road requires re-surfacing.

3 BACKGROUND

- 3.1 Re-surfacing - the tarmac around the grandstand is deteriorating and the racecourse access road is deteriorating rapidly and the cost of maintenance is increasing significantly.

We have a detailed Quantity Surveyor's estimates for the costs of these works and an independent conditions report, which supports our assessment of the current condition of the surfaces. The GM asked the MRAC to proceed with quotes for re-surfacing. RAG and RMB support the request. AF asked further information, which we provided and SC rejected the request.

It is recommended that the MRAC re-surface the grandstand area and the remainder of the access road, as soon as possible.

4 POLICY IMPLICATIONS

- 4.1 NA

5 EQUALITIES IMPACT ASSESSMENT

5.1 NA

6 RESOURCE IMPLICATIONS

6.1 Financial – NA

6.2 Personnel - NA

6.3 Other – NA

7 BACKGROUND PAPERS

None

| | |
|----------------------|-------------------------|
| AUTHOR'S NAME | Bill Farnsworth |
| DESIGNATION | General Manager |
| CONTACT INFO | Tel 07710 536 134 |
| DATE | Saturday, 21 March 2020 |