



East Lothian Area Command

The Lothians and Scottish Borders



Policy Development and Scrutiny Panel

Quarter 2 – 2019/2020

The data provided in this report is for information purposes only. This is to allow Partnership Members to conduct their scrutiny responsibilities. Due to delayed reporting or recording of crimes, incidents or road accidents and the management of crime enquiries, there is likely to be minor amendments between the information in this report and the final Police Scotland statistics. The extraction date from recording systems can also differ so it would not be appropriate to refer to, quote or use any data in the report as official statistics.



Our Vision

Sustained excellence in service and protection.

Our Purpose

To improve the safety and wellbeing of people, places and communities in Scotland.

Our Values

Integrity, Fairness and Respect.

Contents of Report

Lothian and Scottish Borders Division Policing Priorities	4
Introduction	5
<u>Crime Data</u>	
Lothian and Scottish Borders Divisional Crime Overview	6-7
East Lothian Crime Overview	8-9
Performance Summary Report	10
<u>Executive Summary</u>	
<i>Reducing Anti-Social Behaviour</i>	11
- <i>Racially Aggravated Conduct</i>	12-13
<i>Tackling Substance Misuse</i>	14
<i>Reducing Violence</i>	
- <i>Domestic Abuse Incidents</i>	15
- <i>Crimes of Violence (Group 1)</i>	16-17
<i>Protecting People</i>	
- <i>Sexual Crime (Group 2)</i>	18
- <i>Crimes of Dishonesty (Group 3)</i>	19
- <i>Reducing Housebreaking (Group 3)</i>	20
- <i>Missing Persons</i>	21
<i>Tackling Serious and Organised Crime</i>	22-23
<i>Making our Roads Safer</i>	24
<i>Other work</i>	25-26



West Lothian

1. Protecting People
2. Reducing Antisocial Behaviour
3. Reducing Violence
4. Tackling Substance Misuse
5. Road Safety
6. Tackling Serious and Organised Crime
7. Tackling Acquisitive Crime

East Lothian

1. Reducing Antisocial Behaviour
2. Tackling Substance Misuse
3. Reducing Violence
4. Protecting People
5. Tackling Serious and Organised Crime
6. Making our Roads Safer
7. Reducing Housebreaking

Local Area Command Priorities

Scottish Borders

1. Protecting People
2. Reducing Violence, Disorder & Antisocial Behaviour
3. Tackling Substance Misuse
4. Road Safety
5. Tackling Serious Organised Crime
6. Tackling Acquisitive Crime

Midlothian

1. Tackling Substance Misuse
2. Protecting People
3. Reducing Violence
4. Making our Roads Safer
5. Reducing Antisocial Behaviour
6. Tackling Serious and Organised Crime
7. Reducing Housebreaking

J DIVISION PRIORITIES FOR POLICING

ENABLE, empower and develop our PEOPLE through the provision of support, training and the delivery of effective change

Work together with LOCAL communities and partners, to deliver a quality service which responds to their needs by;

- Protecting the most vulnerable people
- Reducing Violence & Anti-social behaviour
- Tackling Serious & Organised Crime
- Improving Road Safety
- Tackling Acquisitive Crime

Protecting vulnerable People

Supporting people considered vulnerable and working with partners to reduce harm

POLICE SCOTLAND PRIORITIES FOR

POLICING

Working with communities

Engaging with the public and communities to build resilience and prevent crime

Tackling cyber related Crime

Building Capability to address the threat from cyber related crime

Support for operational Policing

Delivering change that enables our people to deliver an effective and sustainable service

Introduction

Crimes and offences are grouped under recognised categories for statistical purposes. The Scottish Government (SG) defines these categories, as follows;

- Group 1 – Non Sexual Crimes of Violence
- Group 2 – Sexual Crimes
- Group 3 – Crimes of Dishonesty
- Group 4 – Fire-raising, Malicious Mischief etc.
- Group 5 – Other (Pro-activity) Crimes
- Group 6 – Miscellaneous Offences
- Group 7 - Offences Relating to Motor Vehicles

Police Scotland publishes management information on an annual and quarterly basis by local authority and police division, as well as at a national level. These reports are produced to demonstrate Police Scotland's commitment to transparency. Police Scotland publishes all of these reports on the 'Our Performance' section of the Police Scotland website.

The reports can be accessed here:

<http://www.scotland.police.uk/about-us/our-performance/>

The East Lothian Policing Plan uses the following Police performance indicators, and these have been mirrored in this Scrutiny Report to maintain parity of understanding:

1. Reducing Antisocial Behaviour
2. Tackling Substance Misuse
3. Reducing Violence
4. Protecting People
5. Tackling Serious and Organised Crime
6. Making our Roads Safer
7. Reducing Housebreaking

All figures quoted in this report are for the period 1st April 2019 to 30th Sep 2019 and are compared against the same reporting period from the previous year. Where figures are quoted on rate per 10,000 population, these are based on East Lothian's population of **105,790 in 2018** (Scottish Government figures, published April 2019).

Lothian and Scottish Borders Divisional Crime Overview

Lothian and Scottish Borders Division	2018/19 Q2	2019/20 Q2	Per 10,000 Q2 2019/20	Detection Rates 2019/20
GROUP 1: NON SEXUAL CRIMES OF VIOLENCE	250	310	6.36	78.7
Murder (excluding culpable homicide at common law)	-	2	0.04	50.0
Culpable homicide (at common law)	-	-	-	x
Culpable homicide (under statute including RTA, sec. 1)	2	3	0.06	100.0
Attempted murder	6	9	0.18	88.9
Serious assault	130	141	2.89	80.1
Robbery and assault with intent to rob	42	47	0.96	80.9
Domestic Abuse (of female)	-	31	0.64	71.0
Domestic Abuse (of male)	-	-	-	x
Domestic Abuse (Total)	-	31	0.64	71.0
Cruel & Unnatural treatment of children	38	52	1.07	86.5
Threats and extortion	19	12	0.25	66.7
Other group 1 crimes	13	13	0.27	46.2
GROUP 2: SEXUAL CRIMES	474	553	11.35	53.7
Rape	89	111	2.28	51.4
Assault w/i to rape or ravish	4	4	0.08	25.0
<i>Rape and attempted rape - Total</i>	93	115	2.36	50.4
Sexual assault (pre-SOSA 2009)*	10	10	0.21	70.0
Sexual assault (SOSA 2009)*	132	172	3.53	54.1
Lewd & libidinous practices*	43	70	1.44	64.3
<i>Indecent/Sexual Assault - Total</i>	185	252	5.17	57.5
<i>Prostitution related crime - Total*</i>	-	1	0.02	0.0
Taking, distribution, possession of indecent photos of children	17	22	0.45	86.4
Communicating indecently (SOSA 2009)*	37	29	0.60	62.1
Communications Act 2003 (sexual)	9	11	0.23	45.5
Sexual exposure (SOSA 2009)*	17	23	0.47	56.5
Public indecency (common law)	14	3	0.06	100.0
Other sexual crimes (SOSA 2009)*	70	67	1.37	38.8
Other sexual crimes (non-SOSA 2009)*	9	9	0.18	33.3
Threatening / Disclosure of intimate image*	23	21	0.43	33.3
Other Group 2 crimes	-	-	-	x
<i>Other Group 2 crimes - Total</i>	196	185	3.80	50.8
GROUP 3: CRIMES OF DISHONESTY	4 717	4 833	99.17	31.9
Housebreaking (incl. attempts) - dwelling house	224	226	4.64	34.1
Housebreaking (incl. attempts) - non dwelling	167	160	3.28	15.6
Housebreaking (incl. attempts) - other premises	274	168	3.45	23.2
<i>Housebreaking (incl. Attempts) - Total</i>	665	554	11.37	25.5
Opening Lockfast Places - Motor Vehicle	122	132	2.71	20.5
Theft of a motor vehicle	244	245	5.03	35.9
Theft from a Motor Vehicle (Insecure etc)	382	375	7.69	18.9
Attempt theft of motor vehicle	19	18	0.37	5.6
<i>Motor vehicle crime - Total</i>	767	770	15.80	24.3
Opening Lockfast Places - NOT Motor Vehicle	57	73	1.50	15.1
Common theft	1 224	1 393	28.58	19.3
Theft by shoplifting	1 383	1 259	25.83	54.4
Fraud	272	436	8.95	26.1
Other Group 3 Crimes	349	348	7.14	39.1
GROUP 4: FIRE-RAISING, MALICIOUS MISCHIEF etc	2 108	2 115	43.40	24.6
Fireraising	122	119	2.44	25.2

Vandalism (including malicious mischief)	1 904	1 902	39.03	23.3
Reckless conduct (with firearms)	2	2	0.04	100.0
Culpable and reckless conduct (not with firearms)	76	86	1.76	51.2
Other Group 4 Crimes	4	6	0.12	16.7
GROUP 5: OTHER (PRO-ACTIVITY) CRIMES	2 261	2 270	46.58	96.0
Carrying offensive weapons (incl. restriction)	87	87	1.79	96.6
Handling bladed/pointed instrument	79	81	1.66	98.8
Offensive weapon (used in other criminal activity)*	54	78	1.60	89.7
Bladed/pointed instrument (used in other criminal activity)*	43	36	0.74	86.1
<i>Total offensive/bladed weapons</i>	<i>263</i>	<i>282</i>	<i>5.79</i>	<i>94.0</i>
Production, manufacture or cultivation of drugs	45	32	0.66	106.3
Supply of drugs (incl. possession with intent)	136	120	2.46	95.8
Bringing drugs into prison	-	15	0.31	40.0
<i>Supply of drugs - Total</i>	<i>181</i>	<i>167</i>	<i>3.43</i>	<i>92.8</i>
Possession of drugs	1 080	1 080	22.16	97.3
Other drugs offences (incl. importation)	7	10	0.21	40.0
<i>Total drugs crimes</i>	<i>1 268</i>	<i>1 257</i>	<i>25.79</i>	<i>96.3</i>
Offences relating to serious and organised crime	-	4	0.08	100.0
Bail offences (other than absconding)	358	361	7.41	97.0
Other Group 5 crimes	372	366	7.51	95.9
GROUP 6: MISCELLANEOUS OFFENCES	4 700	5 028	103.17	74.3
Common Assault	1 991	2 037	41.80	63.1
Common Assault (of emergency workers)	185	209	4.29	100.5
<i>Common Assault - Total</i>	<i>2 176</i>	<i>2 246</i>	<i>46.09</i>	<i>66.6</i>
Breach of the Peace	70	69	1.42	100.0
Threatening & abusive behaviour	1 714	1 851	37.98	81.2
Stalking	52	46	0.94	93.5
<i>BOP, S38 & S39 Crim Just & Lic (S) Act 2010 - Total</i>	<i>1 836</i>	<i>1 966</i>	<i>40.34</i>	<i>82.1</i>
Racially aggravated harassment/conduct*	63	74	1.52	95.9
Drunk and incapable	28	26	0.53	100.0
Consume alcohol in designated place local by-law	32	21	0.43	100.0
Other alcohol related offences*	16	23	0.47	100.0
<i>Drunkenness and other disorderly conduct (TOTAL)</i>	<i>76</i>	<i>70</i>	<i>1.44</i>	<i>100.0</i>
Wildlife offences*	14	18	0.37	16.7
Other Group 6 offences	535	654	13.42	73.9
GROUP 7: OFFENCES RELATING TO MOTOR VEHICLES	3 455	3 593	73.72	84.0
Dangerous driving offences	104	120	2.46	86.7
Drink, Drug driving offences incl. Failure to provide a specimen	268	273	5.60	99.6
Speeding offences	300	329	6.75	98.2
Driving while disqualified	73	71	1.46	98.6
Driving without a licence	253	267	5.48	99.3
Failure to insure against third party risks	680	720	14.77	98.8
Seat belt offences	73	88	1.81	81.8
Mobile phone offences	109	96	1.97	93.8
Driving Carelessly	267	299	6.14	90.0
Drivers neglect of traffic directions (NOT pedestrian crossings)	109	113	2.32	91.2
Using a motor vehicle without test certificate	414	355	7.28	99.7
Other Group 7 offences	805	862	17.69	44.8

East Lothian Recorded Crime Overview

East Lothian	2018/19 Q2	2019/20 Q2	Per 10,000 Q2 2019/20	Detection Rates 2019/20
GROUP 1: NON SEXUAL CRIMES OF VIOLENCE	42	51	4.90	86.3
Murder (excluding culpable homicide at common law)	-	-	-	x
Culpable homicide (at common law)	-	-	-	x
Culpable homicide (under statute including RTA, sec. 1)	1	-	-	x
Attempted murder	1	1	0.10	100.0
Serious assault	25	21	2.02	95.2
Robbery and assault with intent to rob	9	7	0.67	85.7
Domestic Abuse (of female)	-	9	0.86	77.8
Domestic Abuse (of male)	-	-	-	x
Domestic Abuse (Total)	-	9	0.86	77.8
Cruel & Unnatural treatment of children	-	10	0.96	80.0
Threats and extortion	2	2	0.19	100.0
Other group 1 crimes	4	1	0.10	0.0
GROUP 2: SEXUAL CRIMES	109	100	9.61	44.0
Rape	23	19	1.83	21.1
Assault w/i to rape or ravish	-	-	-	x
<i>Rape and attempted rape - Total</i>	23	19	1.83	21.1
Sexual assault (pre-SOSA 2009)*	4	3	0.29	33.3
Sexual assault (SOSA 2009)*	30	24	2.31	45.8
Lewd & libidinous practices*	12	16	1.54	50.0
<i>Indecent/Sexual Assault - Total</i>	46	43	4.13	46.5
<i>Prostitution related crime - Total*</i>	-	-	-	x
Taking, distribution, possession of indecent photos of children	5	4	0.38	100.0
Communicating indecently (SOSA 2009)*	8	12	1.15	50.0
Communications Act 2003 (sexual)	1	-	-	x
Sexual exposure (SOSA 2009)*	-	3	0.29	33.3
Public indecency (common law)	3	1	0.10	100.0
Other sexual crimes (SOSA 2009)*	18	12	1.15	33.3
Other sexual crimes (non-SOSA 2009)*	2	2	0.19	0.0
Threatening / Disclosure of intimate image*	3	4	0.38	75.0
Other Group 2 crimes	-	-	-	x
<i>Other Group 2 crimes - Total</i>	40	38	3.65	52.6
GROUP 3: CRIMES OF DISHONESTY	1 053	1 048	100.68	33.9
Housebreaking (incl. attempts) - dwelling house	38	51	4.90	31.4
Housebreaking (incl. attempts) - non dwelling	34	37	3.55	13.5
Housebreaking (incl. attempts) - other premises	74	31	2.98	25.8
<i>Housebreaking (incl. Attempts) - Total</i>	146	119	11.43	24.4
Opening Lockfast Places - Motor Vehicle	26	36	3.46	11.1
Theft of a motor vehicle	58	51	4.90	23.5
Theft from a Motor Vehicle (Insecure etc)	66	77	7.40	26.0
Attempt theft of motor vehicle	6	6	0.58	0.0
<i>Motor vehicle crime - Total</i>	156	170	16.33	21.2
Opening Lockfast Places - NOT Motor Vehicle	14	14	1.34	7.1
Common theft	260	286	27.48	18.5
Theft by shoplifting	349	272	26.13	69.1
Fraud	49	93	8.93	15.1
Other Group 3 Crimes	79	94	9.03	36.2
GROUP 4: FIRE-RAISING, MALICIOUS MISCHIEF etc	391	421	40.45	21.1
Fireraising	28	18	1.73	27.8

Vandalism (including malicious mischief)	344	382	36.70	19.4
Reckless conduct (with firearms)	2	1	0.10	100.0
Culpable and reckless conduct (not with firearms)	16	17	1.63	47.1
Other Group 4 Crimes	1	3	0.29	33.3
GROUP 5: OTHER (PRO-ACTIVITY) CRIMES	408	455	43.71	93.2
Carrying offensive weapons (incl. restriction)	17	15	1.44	86.7
Handling bladed/pointed instrument	12	12	1.15	91.7
Offensive weapon (used in other criminal activity)*	4	12	1.15	100.0
Bladed/pointed instrument (used in other criminal activity)*	5	1	0.10	0.0
<i>Total offensive/bladed weapons</i>	<i>38</i>	<i>40</i>	<i>3.84</i>	<i>90.0</i>
Production, manufacture or cultivation of drugs	4	5	0.48	100.0
Supply of drugs (incl. possession with intent)	21	24	2.31	87.5
Bringing drugs into prison	-	-	-	x
<i>Supply of drugs - Total</i>	<i>25</i>	<i>29</i>	<i>2.79</i>	<i>89.7</i>
Possession of drugs	187	201	19.31	92.5
Other drugs offences (incl. importation)	-	3	0.29	0.0
<i>Total drugs crimes</i>	<i>212</i>	<i>233</i>	<i>22.38</i>	<i>91.0</i>
Offences relating to serious and organised crime	-	1	0.10	100.0
Bail offences (other than absconding)	67	79	7.59	100.0
Other Group 5 crimes	91	102	9.80	94.1
GROUP 6: MISCELLANEOUS OFFENCES	830	943	90.59	73.5
Common Assault	370	374	35.93	63.4
Common Assault (of emergency workers)	27	38	3.65	100.0
<i>Common Assault - Total</i>	<i>397</i>	<i>412</i>	<i>39.58</i>	<i>66.7</i>
Breach of the Peace	7	16	1.54	112.5
Threatening & abusive behaviour	284	350	33.62	78.3
Stalking	7	8	0.77	87.5
<i>BOP, S38 & S39 Crim Just & Lic (S) Act 2010 - Total</i>	<i>298</i>	<i>374</i>	<i>35.93</i>	<i>79.9</i>
Racially aggravated harassment/conduct*	3	16	1.54	87.5
Drunk and incapable	2	6	0.58	100.0
Consume alcohol in designated place local by-law	10	10	0.96	100.0
Other alcohol related offences*	5	5	0.48	80.0
<i>Drunkenness and other disorderly conduct (TOTAL)</i>	<i>17</i>	<i>21</i>	<i>2.02</i>	<i>95.2</i>
Wildlife offences*	1	5	0.48	20.0
Other Group 6 offences	114	115	11.05	73.0
GROUP 7: OFFENCES RELATING TO MOTOR VEHICLES	495	535	51.40	81.3
Dangerous driving offences	24	21	2.02	100.0
Drink, Drug driving offences incl. Failure to provide a specimen	52	54	5.19	103.7
Speeding offences	16	28	2.69	96.4
Driving while disqualified	10	11	1.06	90.9
Driving without a licence	40	39	3.75	97.4
Failure to insure against third party risks	111	108	10.38	100.9
Seat belt offences	5	-	-	x
Mobile phone offences	5	3	0.29	100.0
Driving Carelessly	38	46	4.42	93.5
Drivers neglect of traffic directions (NOT pedestrian crossings)	11	12	1.15	100.0
Using a motor vehicle without test certificate	37	43	4.13	100.0
Other Group 7 offences	146	170	16.33	42.9

East Lothian Performance Summary

East Lothian Performance Summary Report Reporting Period: April - September



Total Crime: (Group1-5) 2,075

Crime Increase: 3.6%

All Crimes & Offences

6.8 %



3,553 (225 more)

Common Assault

3.8 %



412 (15 more)

Crimes of Dishonesty

- 0.5 %



1,048 (5 fewer)

Crimes of Violence

21.4 %



51 (9 more)

Serious Assault Detection rate UP 39.2 %



(Q2 95.2%)

Sexual Crime - 8.3 %



100 (9 fewer)

Road Traffic Casualties - 52 %



(59 fewer)

Serious Assault - 16 %



21 (4 fewer)

Robbery Detection rate UP 7.9 %



(Q2 85.7%)

The Lothians and
Scottish Borders Division


All Housebreaking - 18.5 %



119 (27 fewer)

Executive Summary

Reducing Anti-Social Behaviour

Reducing Anti-Social Behaviour	Executive Summary			
<p data-bbox="156 533 300 600">Anti-Social Behaviour</p> 	Q2 2018/19	Q2 2019/20	Change	TYTD Per 10,000 population
	1932	1869	-3.3%	176.7
<p>The number of reported Anti-social behaviour incidents fell by 3.3% compared to the 2018/19 Q2 period. This is a reduction of 63 incidents and is a positive downward trend. Fire-raising across the county has reduced from 28 to 18. This can be attributed to close working relations with the SFRS in tackling a previous issue of youth related fire-raising at this time last year.</p>				
<p>Over the period, closer working relationships have been forged between Community Policing Teams and partner agencies and officers have been empowered to work collaboratively to tackle emerging issues. An example of this can be highlighted in the Prestonpans area which saw a sudden spike in youth related ASB from primary school children. Within a very short period a multiagency meeting was arranged and an action plan agreed which quickly resolved the issue.</p>				
<p>We have also improved our approach to dealing with ASB related to the night time economy and have significantly increased our licensed premises inspections by over 80%. These visits are intelligence driven and carried out at key times to maximise prevention opportunities.</p>				
<p>The use of ASBO's against repeat offenders continues, and this legislation has been a very effective and powerful tool in deterring organised crime groups (OCG) from working in our area and tackling repeat offenders of ASB. Over this period we have seen four full ASBO's served on significant offenders in the county.</p>				
<p>The summer period in East Lothian posed some challenges with youth related ASB linked to the end of school exams, local funfairs and other events, with Dunbar a particularly demanding area for youth related disorder. Owing to this, the PSP for Dunbar was resurrected and additional officers and wardens were deployed in the area successfully reducing the demand. The Parent Advisory Letters (PAL) process has been improved and school talks given by Community Policing Officers about the effects of ASB on communities. The Local Area Commander is writing to all parents about the end of exam celebrations for 2020 and continues to use his column in the courier to highlight challenges, successes and collaborative working.</p>				
<p>We have recently changed our ASB officer who works in the George Johnston Centre alongside the ELC ASB team and ELC Housing and this is proving very successful with both agencies reporting greater successes through better information sharing and new improved ideas to collaborate.</p>				
<p>We continue to invest in the Best Bar None initiative in an effort to further reduce anti-social behaviour and violence in our communities. Best Bar None is a crime prevention scheme based around the Licensing objectives that aims to reward well managed venues. This year's scheme has closed to new subscribers but there have been 30 applicants which is a 100% increase from last year.</p>				

Reducing Anti-Social Behaviour	Executive Summary
--------------------------------	-------------------

Racially Aggravated Conduct



Q2 2018/19	Q2 2019/20	Change	TYTD Per 10,000 population
3	16	433.3%	1.54

Please note that in respect of recorded Hate Crimes, this section only includes;

- CRIM LAW CONSOLID 1995 S50A(1)(B)&(5) CAUSE DISTRESS & ALARM
- RACIALLY AGGRAVATED HARASSMENT (CRIMINAL LAW (CONSOLIDATION) (S) ACT 1995 S50A(1)(A)) RACIST

Official Hate Crime statistics include all crime types which have a hate crime aggravator added to the crime.

The aggravators are

- Disability
- Race
- Religion
- Sexual Orientation
- Transgender Identity.

A hate crime is “any crime which is perceived by the victim or any other person to be motivated (wholly or partly) by malice and ill-will towards a social group”.

There has been 16 recorded hate crimes when comparing reporting periods, which is a rise of 13 on the previous year but in line with the 5 year average. It is acknowledged that the previous year was an exceptionally low volume period and there are no trends or patterns to suggest concerns.

The detection rate for the recorded hate crime is 87.5%.

For further information on Hate Crime you can visit the Police Scotland website via the following link:

<https://www.scotland.police.uk/whats-happening/campaigns/2019/hate-crime-2019/>


It is known that some victims and witnesses of Hate Crime do not feel comfortable reporting the matter directly to police. To minimise underreporting, Police Scotland work in partnership with a variety of agencies who perform the role of Third Party Reporting Centres. These partners have been trained to assist people in submitting a report to the police, or they can make a report on their behalf. We will continue to raise awareness of hate crime and Third Party Reporting Centres through social media and national initiatives such as Keep Safe.


There are over 400 third party reporting sites across Scotland.

Hate Crime in East Lothian can be reported to police via phone number 101 or Third Party Reporting as follows;

East Lothian Third Party Reporting Sites

Dunbar Library	Bleachingfield Centre, Dunbar, EH42 1DX	01368 863 521
East & Midlothian Gypsy Travellers Site	Old Dalkeith Colliery, Dalkeith EH22 2LZ	0131 654 2095
East Linton Library	60A High Street, East Linton, EH40 3BX	01620 820 635
East Lothian Council Local area Office	John Muir House, Brewery Park, Haddington, EH41 3HA	01620 827 827
East Lothian Council Local area Office	The George Johnston Centre, 35 Winton Way, Tranent, EH33 1AE	01620 827 827
East Lothian Council Local area Office	Aldhammer House, Prestonpans, EH32 9SH	01620 827 827
East Lothian Council Local area Office	Old School Road, North Berwick, EH39 4JU	01620 827 827
East Lothian Council Local area Office	Musselburgh Office, Brunton Hall, Ladywell Way, Musselburgh, EH21 6AF	01620 827 827
East Lothian Council Local area Office	Bleachingfield Centre, Countess Crescent, Dunbar, EH42 1DX	01620 827 827
Gullane Library	East Links Road, Gullane, EH31 2AF	01620 820 645
Haddington Library	The John Gray Centre, Lodge Street, Haddington, EH41 3DX	01620 820 680
Longniddry Library	Churh Way, Longniddry, EH32 0LW	01875 818 160
Monaghan Mushrooms	Fenton Barnes, North Berwick, EH39 5AW	01620 843 780
Musselburgh Library	10 Bridge Street, Musselburgh, EH21 6AG	0131 653 5130
North Berwick Library	Old School Road, North Berwick, EH39 4JU	01620 820 700
Port Seton Library	Community Centre, South Seton Park, Port Seton, EH32 0BG	01875 818170
Prestonpans Library	West Loan, Prestonpans, EH32 9NX	01875 810 788
Total Labour Solutions	5 West Garleton, Haddington, EH41 3SL	01620 824 700
Tranent Library	The George Johnston Centre, 35 Winton Way, Tranent, EH33 1AE	01875 824 150
Victim Support Mid and East Lothian	5 Nicholson Square, Edinburgh, EH8 9BH	0131 668 2556
Wallyford Library	3 Faside Buildings, Wallyford, EH21 8BA	0131 653 5140

Tackling Substance Misuse	Executive Summary											
<p>Drugs Supply, Production and Cultivation</p> 	<table border="1" data-bbox="544 405 1316 616"> <thead> <tr> <th data-bbox="544 405 735 544">Q2 2018/19</th> <th data-bbox="735 405 927 544">Q2 2019/20</th> <th data-bbox="927 405 1118 544">Change</th> <th data-bbox="1118 405 1316 544">TYTD Per 10,000 population</th> </tr> </thead> <tbody> <tr> <td data-bbox="544 544 735 616">212</td> <td data-bbox="735 544 927 616">233</td> <td data-bbox="927 544 1118 616">9.9%</td> <td data-bbox="1118 544 1316 616">22.38</td> </tr> </tbody> </table> <p data-bbox="373 618 1117 649">*Total crimes in relation to drugs supply, Production and Cultivation</p> <p data-bbox="373 687 1489 781">The communities of East Lothian have highlighted that Tackling Substance Misuse is a significant priority and this is reflected in the East Lothian Area Command Policing Priorities (Tackling Substance Misuse) and the wider Lothians & Scottish Borders Policing Priorities.</p> <p data-bbox="373 819 1489 943">When comparing Q2 2019/20 crimes in relation to drugs supply, production and cultivation, with those from Q2 2018/19 it can be seen that these have increased however this is down to better targeting of offenders and increased pro-active work. Local policing teams continue to respond to intelligence in relation to drug misuse and support national campaigns.</p> <p data-bbox="373 981 1489 1041">To ensure Police Scotland remain focused on Tackling Substance Misuse the following activity takes place,</p> <ul data-bbox="421 1079 1489 1568" style="list-style-type: none"> • The East Lothian Community Action Team (ELCAT), funded by East Lothian Council, continue to play a proactive role in Tackling Substance Misuse. Acting on intelligence they target individuals and groups. • East Lothian Response and Community officers are supplied an electronic briefing at the beginning of every shift. This ensures that they are fully up to date with the intelligence picture in their area. They actively target known persons involved in drug dealing through intervention and disruption activities. • We recently purchased two police event tents and associated equipment to set up ‘pop up police stations’ at differing locations throughout the county for the Community Policing Teams to host mobile drop in/ surgeries in a continued effort to increase community engagement. The crime prevention and local CPT officers will utilise these resources and have a far greater footprint across events in the areas as well as in towns not served by regular police stations. Officers will now have a stall at the Farmers Market and across other local regular events. • Youth Community Officers continue to deliver interactive drugs inputs to primary and secondary schools utilising Choices for life resources. 				Q2 2018/19	Q2 2019/20	Change	TYTD Per 10,000 population	212	233	9.9%	22.38
Q2 2018/19	Q2 2019/20	Change	TYTD Per 10,000 population									
212	233	9.9%	22.38									

Reducing Violence	Executive Summary											
<p>Domestic Abuse Incidents</p> 	<table border="1" data-bbox="544 353 1318 566"> <thead> <tr> <th data-bbox="544 353 740 495">Q2 2018/19</th> <th data-bbox="740 353 932 495">Q2 2019/20</th> <th data-bbox="932 353 1125 495">Change</th> <th data-bbox="1125 353 1318 495">TYTD Per 10,000 population</th> </tr> </thead> <tbody> <tr> <td data-bbox="544 495 740 566">577</td> <td data-bbox="740 495 932 566">647</td> <td data-bbox="932 495 1125 566">12.1%</td> <td data-bbox="1125 495 1318 566">61.15</td> </tr> </tbody> </table> <p data-bbox="368 568 874 600">*Domestic abuse incidents reported to police.</p> <p data-bbox="368 636 1497 696">Supporting victims of Domestic Abuse and pursuing perpetrators remains a key priority for Police Scotland and indeed across East Lothian.</p> <p data-bbox="368 732 1497 828">During Q2 2019/20 period there were 647 domestic incidents reported to police, which equates to an increase of 70 incidents from the same period last year. The detection rate for Domestic crimes for Q2 was 70%.</p> <p data-bbox="368 864 1497 992">The Section 1 Domestic Abuse Scotland Act was introduced at the beginning of Q2. This is classed as a Group 1 crime. The crime takes into consideration offenders who follow a pattern of coercive and controlling behaviour. During Q2, 9 crimes under the terms of Section 1 of the aforementioned act have been recorded in East Lothian, all perpetrated against females.</p> <p data-bbox="368 1028 1120 1059">In terms of preventative activity the following points are highlighted:</p> <p data-bbox="368 1095 1497 1223">East Lothian’s MATAAC, which is a regular local meeting where information is shared about domestic abuse perpetrators who pose the highest risk, continues to be a feature of partnership prevention activity. The objective of MATAAC is to protect people at risk of harm through the targeting of perpetrators.</p> <p data-bbox="368 1258 1342 1290">The Disclosure Scheme for Domestic Abuse Scotland has two main triggers for disclosure,</p> <p data-bbox="368 1326 1497 1422">The Right to Ask is open to anyone who has concerns about a new partner’s abusive past or has concerns about another person’s new partner. An example of this would be a parent concerned about their child’s new partner.</p> <p data-bbox="368 1458 1497 1518">The Power to Tell is when we receive information or intelligence about the safety of a person who may be at risk.</p> <p data-bbox="368 1532 1326 1570">With Domestic abuse incidents remaining a focus and whilst we look to support victims, some of the following activity is of note;</p> <ol data-bbox="416 1615 1497 1966" style="list-style-type: none"> 1. All East Lothian officers are being trained in the new Domestic Abuse legislation and all East Lothian officers are being given local bespoke training to ensure they have a full understanding of the processes internally and externally and an awareness of advocacy available locally. 2. Proactive bail checks continue to be robustly enforced. There have been 45 detections for bail offences in Q2. 3. All domestic abuse procedures in East Lothian have been reviewed with a view to improving how we deal with victims and perpetrators. In East Lothian we are piloting new processes which have been specially tailored to local challenges and were designed in consultation with the Domestic Abuse Unit, VAWG co-ordinator, Women’s Aid and local supervisors. We have also improved and increase our training across partner agencies including education and financial institutions. 				Q2 2018/19	Q2 2019/20	Change	TYTD Per 10,000 population	577	647	12.1%	61.15
Q2 2018/19	Q2 2019/20	Change	TYTD Per 10,000 population									
577	647	12.1%	61.15									

Group 1

Crimes of Violence



Crime Type	Q2 2018/19	Q2 2019/20	Change	TYTD Per 10,000 population	Q2 2019/20 Detection Rate
Group 1	42	51	+21.4%	4.9	86.3
Serious Assault	25	21	-16%	2.02	95.2
Robbery	9	7	-22.2%	0.67	85.7
Common Assault	397	412	3.8%	39.58	66.7

*Common assaults not recorded as group 1 crimes.

Reducing violence is a policing priority for the East Lothian local authority area and the wider Lothian & Scottish Borders (J) Division of Police Scotland. We all recognise the impact violence has in our communities and the desire from these communities that we collectively work to make a difference.

The most significant changes in respect of recorded crime in East Lothian has been crimes of violence. The following headlines report;

- Group 1 crime up 9 crimes (21.4%)
- Serious Assault recorded down by 4 crimes (16% decrease)
- Robbery down by 2 crimes (22.2% decrease)
- Common assault recorded crime down by 15 crimes (3.8% decrease)

Q2, 2019 brought the introduction of Section 1 of the Domestic Abuse Scotland Act (DASA) which is recorded as a group 1 crime. As such an increase in reported Group 1 crime was to be expected in 2019 and is reflected in the above figures. East Lothian recorded 9 of these DASA crimes during the reporting period and there is 1 attempted murder. There are 10 recorded 'Cruel and Unnatural' treatment of children recorded within the 51 crimes.

Within the data supplied in this report the following points are worthy of note and help to inform our collective approach to reducing violence.

- Detection rates for Group 1 (86.3%), Serious Assault (95.2%) and Robbery (85.7%).

The Lothians and Scottish Borders Division is proactively working to reduce violence through a variety of methods;

Under the banner of Operation Parejos, J Division established a dedicated resource to investigate violent crime and target offenders. A variety of Prevention, Intelligence Gathering and Enforcement opportunities were progressed during Q2, and continue to be pursued. This activity seeks to bring suspects to justice and as a by-product improve detection rates.


Implementation of Violence Reduction plans across J Division, including in East Lothian, where officers deploy with an intelligence-led focus on licensed premises and open-space violence in higher tariff areas. Interventions and targeted disruption activities, such as proactive bail checks, are also being carried out with violent offenders to deter further criminality.

A focus has been made on prioritising outstanding warrants for violent offenders as well as tracing and arresting suspects known for violence who are wanted for violent and non-violent crimes.

Pub Watch continues in several East Lothian towns with community policing officers regularly attending the meetings and sharing relevant and pertinent information with those in attendance.

It is however clear that collective partnership working is ongoing across East Lothian to address crimes of violence and as we move forward it is assessed that a number of areas can, and should, be explored further namely:

- A collective approach to **support and continue to enhance the Best Bar None** project across East Lothian;
- Work collectively with the Local Authority and License holders to minimise alcohol related violence across our communities;

Protecting People	Executive Summary			
<p style="text-align: center;">Group 2</p> <p style="text-align: center;">Sexual Crime</p> 	Q2 2018/19	Q2 2019/20	Change	TYTD Per 10,000 population
	109	100	-8.3%	9.61
<p>*Total number of group 2 crimes recorded.</p> <p>Tackling criminality that poses the greatest threat and risk is, and will always be, a priority for officers in East Lothian. Rape and Sexual Crime is an area of focus in terms of providing confidence to report, undertaking professional investigations, providing victim support, pursuing perpetrators and managing offenders.</p> <p>A Q2 comparison between last year and this year for Sexual Crime in East Lothian shows the following;</p> <ul style="list-style-type: none"> • 8.3% decrease in Sexual Crime (Group 2). • Group 2 Detection rate is 44%. • Recorded rapes have dropped from 23 last year to 19 this period, a reduction in 4. <p>It is worthy of note that owing to historical enquiries that are being investigated by Police Scotland National departments, a further 10 rapes have been recorded for East Lothian beyond this recording period. These will be reflected in the full year figures and will be showing as solved crimes.</p> <p>The crime showing the largest increase for Q2 is Lewd and Libidinous practices which has risen by 33.3%, 12 recorded in Q2 last year and 16 recorded in Q2 this year.</p> <p>The investigation of sexual crime, alongside the management of offenders and support of victims is achieved through close partnership working. The support offered to victims of Sexual Crime by partner agencies is essential and we continue to refer victims to these agencies. We know that Rape and Sexual Crime remains under reported and it is only through that work with partners can we help to give victims the confidence to report.</p> <p>Our community safety department has been jointly facilitating Bystander training at Queen Margaret University. All East Lothian Best Bar None premises have been provided with and are supporting both the 'Ask For Angela' and the Police Scotland 'Consent' campaigns. A significant amount of engagement has been done with QMU, particularly around 'Fresher's week'.</p>				

Group 3

Crimes of Dishonesty



Q2 2018/19	Q2 2019/20	Change	TYTD Per 10,000 population
1053	1048	-0.5%	100.68

Tackling Acquisitive Crime, and as such working to Protect People by reducing the impact (both financial and personal) it has on our communities' remains a priority for the Lothians & Scottish Borders (J) Division and East Lothian. Given the wide range of 'acquisitive crimes' this priority is covered in 2 sections within this report;

Dishonesty (which is covered in this section)

Housebreaking (which is covered in the following section)


During the Q2 2019/2020 Group 3 crime has **decreased** by 5 crimes (0.5%) when compared to last year's reporting period. (This overall figure incorporates all housebreaking crimes).

Further breakdown of the data provided in the table above yields the following;

- 50% of the crime types are showing **an increase**.
- Fraud has seen an **increase of 89.7%** when compared to the same reporting period last year from 49 to 93 crimes.
- Theft by Shoplifting has **decreased** by **22%** from 349 reported incidents to 272.
- The Group 3 detection rate sits at **33.9% at the end of Q2**. This has **fallen by 6.9%** on Q2 last year but is still above the divisional average.

During the reporting period, police in J Division and East Lothian carried out the following preventative work;

- Continue to deliver Shut out Scammers, a high profile national campaign, delivered locally to tackle all forms of bogus callers and associated doorstep crime.
- Use of social media to highlight scams and deliver pertinent real-time advice and information to members of the community.
- Continue to support **Shopwatch** in the towns, where regular meetings are held with retailers
- Themed/seasonal rolling programme of crime prevention advice at events.
- Rural theft is one of the priorities of ELPARC. We have been encouraging those who live in rural communities to review their own security and providing advice where appropriate.
- Individuals and organisations continue to receive Crime Preventions surveys from specially trained Police Officers.
- A number of new housing developments have been utilising the Police Architectural Liaison service to help 'design out' crime at the development stage.
- Police Officers have been attending events, working with partners in the public and private sector, offering preventative advice.

Reducing Housebreaking	Executive Summary					
<p>Group 3</p> <p>Housebreaking</p> 	Crime Type	Q2 2018/19	Q2 2019/20	Change	TYTD Per 10,000 population	Q2 2019/20 Detection Rate
	Dwelling HB	38	51	-34.2%	4.9	31.4%
	Non Dwelling (Sheds, garages) HB	34	37	8.8%	3.55	13.54%
	Other (Business) HB	74	31	-58.1%	2.98	25.8%
	All HB	146	119	-18.5	11.43	24.4%
	*All Crime Types include attempts					
	Housebreaking					
	<p>During the Q2 2019/2020 Housebreaking (including attempts) crimes decreased by 18.5% when compared to last year's reporting period. (This overall figure incorporates all housebreaking crimes).</p> <p>Further breakdown of the data provided in the table above yields the following;</p> <ul style="list-style-type: none"> • There were 13 more reports of dwelling Housebreaking in East Lothian for the comparable period last year. • Detection rate for Housebreakings to Dwellings is 31.4% • The detection rate for Housebreaking, encompassing dwelling, non-dwelling and business, is 24.4% which is 1.1% below the divisional average. <p>Trained Crime Prevention officers review areas where there are crime series or repeat crimes making proactive approaches to residential and business premises offering crime prevention advice. We work closely with a variety of agencies, organisations and businesses to prevent and raise awareness of the Housebreaking and other acquisitive crime.</p> <p>Every morning the previous 24 hours business in East Lothian is discussed and tasked appropriately for crime prevention visits, at this point trends and patterns are identified and tasked out appropriately. This process has been successful for East Lothian with a number of persons reported for a crime series committed in towns across the County. Robust bail conditions and continued enforcement of these on repeat offenders has been integral to the overall reduction.</p> <p>J Division continues to work with other Police Scotland Divisions to tackle organised crime groups (OCG's) who predominantly target high-value vehicles, which are then often used in the commission of other crime. We are committed to working with neighbouring territorial policing divisions and specialist resources to share and target our resources to maximum effect.</p> <p>As part of the East Lothian Partnership Against Rural Crime (ELPARC) local officers have been engaging with members of our rural communities, local dog walking companies, community councils and area partnerships to become members of Neighbourhood Watch Scotland Scheme and Rural Alert scheme to share information and intelligence in relation to rural crime and prevention messages for housebreakings.</p>					

Missing Persons



Q2 2018/19	Q2 2019/20	Change	TYTD Per 10,000 population
416	448	7.7%	42.3

YPU Repeat Locations – Q2 2019/20

Location	Missing Person Incidents
Lothian Villa, Musselburgh	29
Preston Lodge High School, Prestonpans	9
Lothian Villa, Meadowmill	7

Multi Member Ward

Haddington and Lammermuir	91
North Berwick Coastal	11
Dunbar	34
Musselburgh	112
Fa'Side	115
Preston, Seton and Gosford	78

The Lothians & Scottish Borders (J) Division and the communities of East Lothian recognise that protecting people, particularly those considered vulnerable, as a policing priority. Within the remit of protecting people is the work and investigations carried out to trace people who are reported missing. To put the scale of this work into context;

- Police Scotland, on an annual basis undertake over 22,000 investigations into missing people.
- In the Lothians and Scottish Borders Division this equates to the following;


Year 2017 / 2018 – 2390 missing person investigations

Year 2018 / 2019 – 2581 missing person investigations

Recognising the vulnerability associated with missing people, particularly those that are young or suffering from mental health challenges, Police Scotland has adopted a rigorous investigation structure and management approach to missing person incidents. The grading for missing persons range between low, medium and high, however the risk is continually assessed.

The Local Area Commander has been working closely with ELC to identify repeat and challenge young people who abscond. A great deal of work has been instigated and being progressed through various partnerships including the Children’s Strategic Partnership and The Community Justice Partnership.

The re-introduction of the MASG (Multi-agency Screening Group) is at an advanced stage and will assist with the diversionary opportunities for those committing offences whilst missing.

Tackling Serious and Organised Crime	Executive Summary
	<p>The National Terror Threat Level remains at SEVERE meaning an attack is highly likely.</p> <p>The Counter Terrorism Liaison Officer for J Division has provided WRAP, A workshop to Raise Awareness of Prevent training to the East Lothian Community Policing Officers who work within local schools and Concern Hub staff. This has resulted in an increased confidence to report concerns to the Prevent Delivery Unit East.</p> <p>In June a Crime Scene Preservation and Counter Terrorism Workshop was run in conjunction with the National Licenced Trade Partnership and Best Bar None. The workshop was aimed at staff working in licenced premises across East Lothian and the wider division and provided advice in line with the National Counter Terrorism Security Office (NaCTSO) ‘guidance for crowded places’ and the night time economy. This successful event was well attended.</p> <p>A counter terrorism table top exercise was run for staff and volunteers prior to the air show at the National Museum of Flight in East Fortune. This workshop enabled staff on duty on the day to consider several different scenarios prior to the event in order to ensure the safety of those attending.</p> <p>The J Division Counter Terrorism Liaison Officer (CTLO) continues to offer advice to parents and carers who may be concerned about their children becoming involved in extremism. An advice leaflet was created from a working group set up by partners involved in Lothian and Scot Borders Multi Agency Contest Group as it was recognised that no such advice was available. The leaflet is currently undergoing the Police Scotland Equality and Human Rights Impact Assessment process and it’s hoped that on completion it can be made available to all four J Division local authority areas.</p> <p>East Lothian Police continue to make good use of social media to share important counter terrorism messages in line with national campaigns. At the start of the summer Run, Hide, Tell International Campaign was run to target holiday makers with vital safety information. The four minute film highlights what to do in the unlikely event of a terror attack. You can find the campaign video via YouTube here:</p> <p>https://www.youtube.com/watch?v=kzcldaLbYPA&t=3s</p> <p><u>County Lines/Cuckooing - Operation Portable/Operation Uttermost</u></p> <p>Police Scotland and East Lothian Council have recently been working together on a number of recent cases, where the successful outcome has had a significant effect on disrupting Serious and Organised Crime Groups (SOCGs) infiltrating the area from England.</p> <p>Close collaboration between East Lothian Council and Police Scotland, identified vulnerable members of the community who were being targeted by SOCG nominals for criminal activity in the supply of controlled drugs.</p> <p>A number of individuals involved with SOCGs were served with Anti-Social Behaviour Orders (ASBOs) issued by Edinburgh Sheriff Court banning them from entering East Lothian for an indefinite period of time. This has disrupted their criminal activity and sends out a strong message to these groups.</p> <p>From this work training events were held to raise awareness of cuckooing and county lines and has been provided to 80 staff in East Lothian Council, including housing officers, community wardens, Safer Communities team, resolution team and dog wardens.</p> <p>This training highlights general information and aspects of SOCGs, including local examples of cuckooing/county lines, the signs to identify this and the reporting processes.</p>

Nail Bars – East Lothian (Licensed Premises)

Criminality surrounding nail bars in East Lothian was discovered through joint visits of police (licensing officers), HMRC and Immigration. Premises were closed and owners charged with operating without a public entertainment licence and other criminal matters are being investigated.

East Lothian Council have included nail bars as a business where owners must apply for a public entertainment licence, therefore being a ‘fit and proper’ person to run this type of business. If the applicant is not a suitable person the licence is refused and premises cannot trade.

This has already happened in relation to two premises, both of which had the same person apply for the licence and the original premise was found to have the owner linked to SOCG in another area. A partnership approach to these type of premises can not only prevent them from trading, but highlight issues where there maybe human trafficking and modern slavery, as well as financial gain for SOC.

This work has been highlighted nationally and shared as best practice.

Other work

Members of the **Trusted Trader** schemes in East Lothian have all been police checked for any involvement or links to Serious Organised Crime Groups. This is a safeguarding measure to prevent Organised Crime businesses being accredited by local authorities.

In East Lothian during April of this year ‘**Shut Out Scammers**’ was held where officers attended engagement events along with Trading Standards and the Royal Bank of Scotland Community Bankers. The East Lothian Community Officers have provided joint talks at various Community Kitchens and also contributed to an event alongside Neighbourhood Watch Scotland, facilitated by the RBS Community Bankers. This was also followed by social media awareness.

The campaign is a National Police Scotland focus on doorstep callers/Bogus workmen prevention and includes partner agencies by using engagement events and roadshows to raise awareness of the campaign and provide advice to the community.

Days of Action and enforcement days provided increased opportunities to target offenders and intelligence gathering.

We have also delivered Mail Handling presentations to East Lothian Council mailroom staff to assist them to identify suspicious packages and take the appropriate action on the discovery of such items.

Making our Roads Safer

Executive Summary

Group 7
Road Casualties



	Q2 2018/19	Q2 2019/20	Change
Fatal	1	1	0.0%
Serious	22	15	-31.8%
Slight	92	40	-56.5%

	Q2 2018/19	Q2 2019/20	Change
GROUP 7: OFFENCES RELATING TO MOTOR VEHICLES	495	535	8.1 %
Dangerous driving offences	24	21	- 12.5 %
Drink, Drug driving offences incl. Failure to provide a specimen	52	54	3.8 %
Speeding offences	16	28	75.0 %
Driving while disqualified	10	11	10.0 %
Driving without a licence	40	39	- 2.5 %
Failure to insure against third party risks	111	108	- 2.7 %
Seat belt offences	5	-	- 100.0 %
Mobile phone offences	5	3	- 40.0 %
Driving Carelessly	38	46	21.1 %
Drivers neglect of traffic directions (NOT pedestrian crossings)	11	12	9.1 %
Using a motor vehicle without test certificate	37	43	16.2 %
Other Group 7 offences	146	170	16.4 %

During the reporting period there has been 1 fatal road collision involving a motorcyclist in Port Seton. The circumstances were reported to the Procurator Fiscal and no further action is required relating to this. The increase of group 7 offences can be attributed to the RP being based at Dunbar and a greater pro-active approach to making our roads safer.

Officers in East Lothian have attended to 412 roads policing related incidents since April this year and have issued 114 Conditional Offer of Fixed Penalty Tickets for roads offences including speeding, no insurance, dangerous or careless driving and drink or drug driving.

We continue to support National Safety Campaigns which will include a Festive Drink/Drug drive campaign in the coming weeks.

16 DAYS OF ACTION AND WHITE RIBBON CAMPAIGN

From 25 November, the International Day for the Elimination of Violence against Women, to 10 December, Human Rights Day, the 16 Days of Activism against Gender-Based Violence Campaign is a time to galvanize action to end violence against women and girls around the world. The international campaign originated from the first Women's Global Leadership Institute coordinated by the Center for Women's Global Leadership in 1991. East Lothian police in conjunction with the East Lothian and Midlothian Violence against Women and Girls Partnership will be supporting this campaign by coordinating a variety of events and social media posts to promote and raise awareness of this subject in the county.

Various 'pop up' police stalls will be situated at locations in East Lothian, including the Farmers Market in Haddington promoting and raising awareness of domestic abuse and violence against women and girls.

As part of the 16 Days of Action there will also be the White Ribbon Campaign where males are encouraged to take a pledge to work against violence against women and girls. Over the campaign period members of East Lothian Council, Haddington and Ross High Rugby Clubs, EDF Energy at Torness and Network Rail will be taking this pledge.

East Lothian Partnership against Rural Crime (ELPARC)

Since the official launch in January 2019 of ELPARC the group has grown and developed with over 13 partners now involved including Police Scotland, Scottish Fire and Rescue Service, NFUS, Scottish Land and Estates, Neighbourhood Watch Scotland, Forth Fisheries Board, SSPCA, RSPB, SEPA, Network Rail and British Transport Police.

The group took part in the East Lothian Agricultural Show in July this year where they were helped on the day by the Police Scotland Youth Volunteers. This was a great event to raise the profile of ELPARC and work with our colleagues from SFRS, The Scottish Partnership against Rural Crime and to deliver crime prevention messages to the rural and farming communities.

In October police officers and other partners from ELPARC travelled down to Alnwick Police Station in Northumberland where they were joined by PC Allan McKean from the Scottish Partnership Against Rural Crime. They had been invited by officers from Northumbria Police to observe a high profile rural crime operation called 'Operation Checkpoint'. This operation involved close working between the police and local gamekeepers, landowners, bailiffs and volunteers from the rural community to target known poachers across a vast area. This was a very useful evening and information gathering and intelligence sharing between both Forces is ongoing and cross border relationships have been strengthened.

POLICE SCOTLAND YOUTH VOLUNTEERS

Police Scotland Youth Volunteers (PSYV) have had a busy period volunteering hours at events including The Edinburgh Marathon Festival, the Scottish Half Marathon, and the Edinburgh Military Tattoo. Locally they have aided members of East Lothian Partnership against Rural Crime at the East Lothian Agricultural Show in July and also at The National Museum of Flight Airshow.

The volunteers have also been working closely with a sheltered housing complex in the Musselburgh area, engaging with the elderly residents and helping to clear up communal garden areas. The group have also carried out crime prevention leaflet drops throughout East Lothian and helped distribute DNA Forensic Marking kits to farmers.

COMMUNITY JUSTICE PARTNERSHIP

Chief Inspector Neil Mitchell, who is the only police chair in any of the 28 CJP's across Scotland continues to work collaboratively with the partnership to deliver on its strategic aims. The three work streams are Community Engagement, Early Intervention/Prevention and Getting It Right for People with Convictions and are now showing good progress. These work groups have representation from Police Scotland, Housing, Education, SFRS, Community Learning and Development, the 3rd Sector, Scottish Prison Service and NHS Lothian.

The Partnership has recently been selected by Her Majesty's Care Inspectorate to partake in a supported and validated self-evaluation of community justice in the East Lothian area. This process began in October when an Inspector from HMIC attended a meeting of the Partnership to brief the members on the processes, procedures and expectations of such a process and the associated paperwork involved. The evaluation will centre around three key indicators of:

1. Planning and delivering services in a collaborative way
2. Effective use and management of resources
3. Leadership of strategy and direction

The final submission for this is Wednesday 22nd January 2020 and the chair and key members of the Partnership have designed a structured and comprehensive timeline to ensure this deadline is met.