



LOCAL PLAN PERFORMANCE REPORT FOR EAST LoTHIAN



SCOTTISH
FIRE AND RESCUE SERVICE
Working together for a safer Scotland

Performance Report, 1st April 2019 – 30th September 2019

**Working together
for a safer Scotland**



DISCLAIMER

The figures included in this report are provisional and subject to change as a result of quality assurance and review. The statistics quoted are internal management information published in the interests of transparency and openness. The Scottish government publishes Official Statistics each year which allow for comparisons to be made over longer periods of time.

Please ensure any external partners in receipt of these reports are aware of this.

CONTENTS	PAGE
1 Introduction	3
2 Performance Summary	4
3 Progress on local fire & rescue plan priorities	
<i>Local Risk Management and Preparedness</i>	5
<i>All accidental dwelling fires</i>	7
<i>All fire casualties (fatal & non-fatal (incl. p/c's))</i>	9
<i>All deliberate fires excl. dwellings</i>	11
<i>Special Service - RTCs</i>	13
<i>Special Service - Casualties</i>	15
<i>False Alarm - UFAs</i>	17

Introduction

This performance report provides information on our prevention, protection and operational response activities within the East Lothian for year 2019-20 (1st April 2019 – 30th September 2019).

The Scottish Government provides an overarching vision for public services. This vision supported by 16 National Outcomes, which demonstrate commitment to creating a more successful country, with opportunities for all of Scotland to flourish, through increasing sustainable growth. The Scottish Fire and Rescue Service (SFRS) can make a significant contribution to improving these outcomes for East Lothian by contributing to the Community Planning arrangements across the area.

The national priorities for the SFRS are set out in the Fire and Rescue Framework for Scotland. The SFRS Strategic Plan 2019-2022 outlines how the SFRS will deliver against these priorities and the outcomes against which this delivery can be measured.

The priorities contained within the Local Fire and Rescue Plan for East Lothian contribute towards the priorities within the East Lothian Plan - Single Outcome Agreement 2013 - 23.

The aims of the local Fire & Rescue Service in East Lothian are to reduce fire deaths and to reduce injuries from fire and other emergencies in the community. We aim to achieve this by working in partnership, being pro-active and targeting our prevention and protection activities to where they are required, based on evidence.

The Local Fire and Rescue Plan for East Lothian identifies the following five priorities as the main focus for service delivery locally:

Local Priorities:

- As part of a Community Partnership approach, we will make people safer in their homes.
- We will promote Community Resilience whilst contributing to improved outcomes for people involved in non-fire emergencies.
- Together with our Community Partners, we will contribute to making roads in East Lothian safer.
- As part of a Community Partnership, we will challenge anti-social behaviour.
- In partnership, we will aim to reduce the occurrence and impact of Unwanted Fire Alarm Signals.

Area Manager Stephen Gourlay

Local Senior Officer for East Lothian, Midlothian and the Scottish Borders.

stephen.gourlay@firescotland.gov.uk

Performance Summary

We measure how well we are meeting our priorities using 6 key indicators, depicted below

Key performance indicator	Apr to (& incl.) Sep					RAG rating
	2015/16	2016/17	2017/18	2018/19	2019/20	YTD
All accidental dwelling fires	41	22	35	37	23	●
All fire casualties (fatal & non-fatal (incl. p/c's))	3	2	3	4	3	●
All deliberate fires excl. dwellings	103	111	160	170	114	●
Special Service - RTCs	25	26	25	24	16	●
Special Service - Casualties	32	26	30	32	16	●
False Alarm - UFAs	238	243	264	253	283	◆

RAG rating - KEY

◆	RED DIAMOND	10% higher than the previous YTD period, or local target not achieved.
▲	YELLOW TRIANGLE	Up to 9% higher than the previous YTD period, or local target not achieved.
●	GREEN CIRCLE	Equal to or improved upon the previous equivalent quarter (or YTD period), or local target achieved.

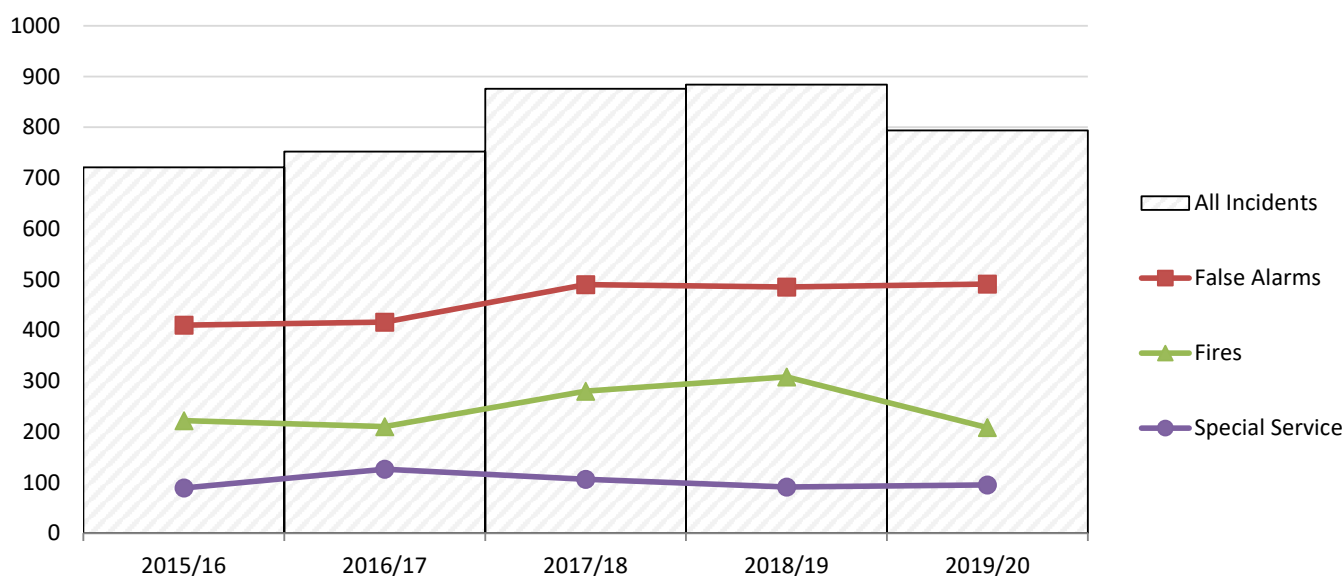
Note

Quarterly comparison RAG Rating = the reporting period compared to the average of the three previous quarterly reporting periods.
 Year to Date RAG Rating = the cumulative total of all quarterly performance in current year compared to cumulative total of all quarterly performance in previous year.

Incident Overview

During this financial year to date, SFRS responded to 794 incidents in East Lothian, an decrease of 90 incidents when compared to last year.

The chart below illustrates incidents YTD attended within East Lothian council over the last 5 fiscal years



Progress on local fire & rescue plan priorities

Local Risk Management and Preparedness

The Service must identify, prioritise and plan to meet the risks in each local community.

We said we would:

- train our staff to deal with our local risks
- gather and analyse risk information
- work with partners to mitigate risks
- deal with major events

Train our staff to deal with our local risks

All of our operational staff undertake routine and risk specific skill acquisition and maintenance training.

Gather and analyse risk information

All of our operational staff gather and analyse local risk information and operational intelligence, used in our preparations to resolve incidents.

We conduct Post Incident Debriefs to identify any lessons that can be learned from our preparedness and response to emergency events.

We use Urgent Operational Intelligence Briefings to inform our operational staff of any safety critical information.

Work with partners to mitigate risks

We continue to be an active member of the East Local Resilience Partnership. We share information with local authority partners and other key stakeholders (e.g. Police Scotland) to ensure emergency event risks are mitigated.

Deal with major events

There were no major fire events or significant emergency events in this reporting period.

*

Reduction of 'All accidental dwelling fires'

Accidental dwelling fires can have devastating effects on our community. The SFRS is committed to keeping people safe in their homes. We share information with partners to make sure that the right people get the right information they need, particularly those who are vulnerable due to age, isolation or addiction. Reduction of Accidental Dwelling Fires contributes to the East Lothian Plan - Single Outcome Agreement.

Results

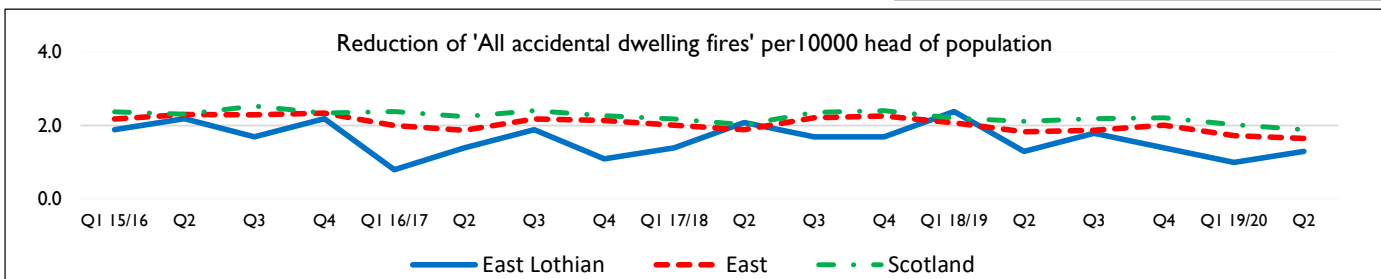
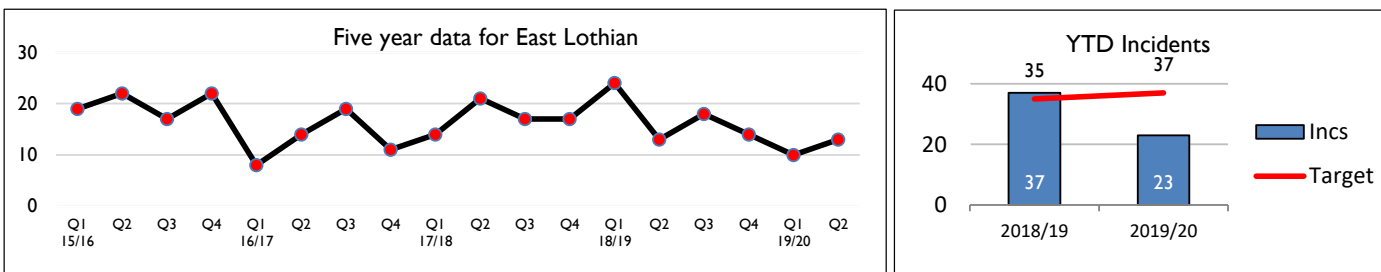
We aim to reduce Accidental Dwelling Fires in East Lothian by contributing towards the SFRS target of 10% reduction per year, over a three-year rolling period. During this period, we responded to 23 Accidental Dwelling Fires, which is a reduction of 36% or 13 incidents from the same period last year. The long-term trend based upon incidents/10,000 population is below the Scottish and East Delivery Area trends.

Reasons

Of these 23 accidental dwelling fires, 65% occurred in single occupancy households. 13% involved the over 65 age category. The main causes were cooking (47%) and Faulty Electrical supplies (21%). 52% of the reported fires started in the kitchen. 87% of the fires were confined to the item first ignited or the room where the fire started. Houses involved have benefited from our SFRS Post Domestic Incident Response procedure. 69% of the dwellings involved had working smoke detectors. It is clear we need to target those at risk in single occupancy households, ensuring those properties have working smoke detection.

Actions

During this reporting period, 963 Home Fire Safety Visits were carried within East Lothian. A number of initiatives and events aimed at reducing accidental dwelling fires were conducted. We have introduced a 'Post Domestic Incident Response' Policy, which provides a framework to ensure that engagement activity is completed in a structured and appropriate manner following incidents. Appendix I provides further details on our prevention activities in relation to this priority.



YTD ward ave. for East Lothian - 4	2015/16	2016/17	2017/18	2018/19	2019/20	Sparklines
East Lothian	41	22	35	37	23	
Musselburgh	11	4	7	10	6	
Preston, Seton & Gosford	8	4	9	4	6	
Tranent, Wallyford & Macmerry	3	4	2	6	5	
North Berwick Coastal	5	5	7	7	1	
Haddington & Lammermuir	8	1	6	7	5	
Dunbar & East Linton	6	4	4	3	0	

Reduction of 'All fire casualties (fatal & non-fatal (incl. p/c's))'

Fire casualty and fatality rates provide an indication of the amount of serious, life-threatening injuries that occur due to fire. This can indicate not only the success of SFRS in reducing the number of life risk fires through community fire safety and similar activities, but also their success in response activity in saving lives.

Results

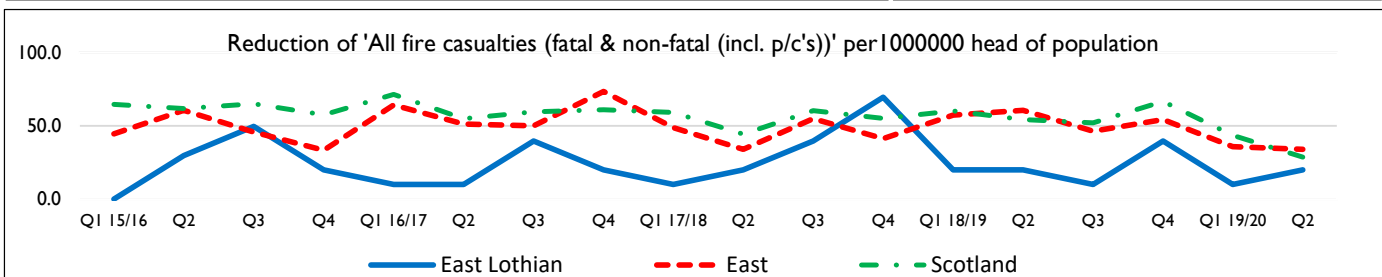
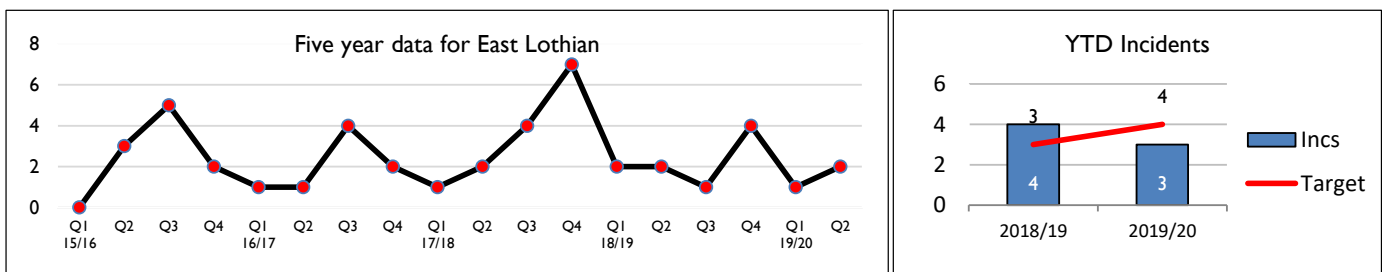
There were no reported fire fatalities, in the 6-month period. We aim to reduce Fire Casualties in East Lothian each per year, which contributes towards the SFRS target of reducing Fire Casualties by 5% per year, over a three-year rolling period. In this reporting period, SFRS dealt with 3 casualties. This is a decrease of 1 in comparison to the same period last year. The long-term trend based upon casualties/10,000 population shows East Lothian is lower than the Scottish average and East SDA average.

Reasons

Historically East Lothian has had low numbers of casualties from fires and that trend continues with numbers falling from 4 to 3 from the same period last year.

Actions

During this reporting period, 963 Home Fire Safety Visits were carried out and over 1,000 smoke detectors were fitted within East Lothian. We continue to work with our partners in East Lothian Council and seek opportunities with social work and NHS to target those most vulnerable and at risk from fire. 105 referrals were received from our partner agencies.



YTD ward ave. for East Lothian - I	2015/16	2016/17	2017/18	2018/19	2019/20	Sparklines
East Lothian	3	2	3	4	3	
Musselburgh	0	0	0	1	0	
Preston, Seton & Gosford	0	1	0	0	2	
Tranent, Wallyford & Macmerry	0	0	0	0	0	
North Berwick Coastal	1	0	1	2	0	
Haddington & Lammermuir	2	0	1	1	1	
Dunbar & East Linton	0	1	1	0	0	

Reduction of 'All deliberate fires excl. dwellings'

Although deliberate fire setting, historically, has not been a significant problem for the SFRS in East Lothian there has been an increase in recent years and is closely linked to other forms of anti-social behaviour. In the main, deliberate fires are secondary fires categorised into refuse/bins, grassland or derelict buildings incidents. Reduction of Deliberate Fire Setting contributes to the East Lothian Plan Single Outcome Agreement.

Results

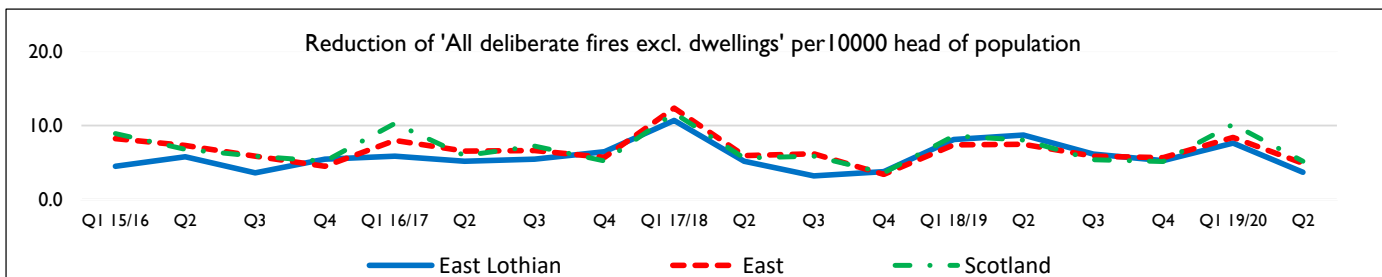
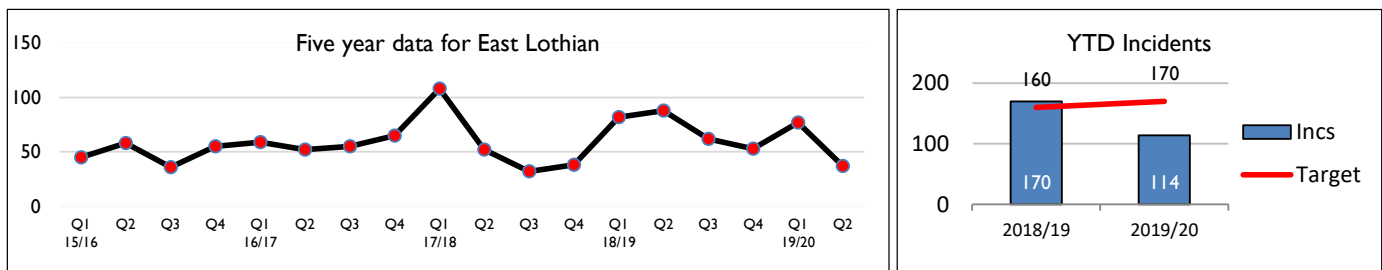
There were 114 deliberate fires during this reporting period. The areas mostly likely to suffer from this type of fire behaviour are Prestonpans, Tranent, Haddington and Musselburgh. This is a decrease of 56 deliberate fire incidents on the same period last year. The long-term trend based upon Deliberate Fire Setting /10,000 population identifies East Lothian is below the Scottish and East Service Delivery area average.

Reasons

During the reporting period, deliberate ignition to scrubland/woodland accounted for 24% of deliberate fires with 22% to refuse and bins in East Lothian, with only 1 deliberate building fire. Musselburgh shows a significant increase in incidents involving deliberate secondary fires.

Actions

A multi-agency approach was taken when the incident trend was identified through the TACG. There has been a coordinated approach to the identified trend areas and intervention work has been undertaken with youth groups in Musselburgh, Tranent and Preston Pans. Further information is available in Appendix I.



YTD ward ave. for East Lothian - 19	2015/16	2016/17	2017/18	2018/19	2019/20	Sparklines
East Lothian	103	111	160	170	114	
Musselburgh	23	15	26	26	47	
Preston, Seton & Gosford	25	30	37	41	20	
Tranent, Wallyford & Macmerry	26	41	53	49	18	
North Berwick Coastal	4	6	1	7	3	
Haddington & Lammermuir	13	11	23	32	11	
Dunbar & East Linton	12	8	20	15	15	

Reduction of 'Special Service - RTCs'

Whilst much of this risk is out with the control of SFRS alone, responding to Non-Fire Emergencies such as Road Traffic Collisions is a key part of our intervention activities. The SFRS is committed to working with partners and other stakeholders to drive continuous improvement in this area. Reduction of Casualties from Non-Fire Emergencies contributes to the East Lothian Plan Single Outcome Agreement, number of people killed or seriously injured in road accidents.

Results

SFRS attended 16 Road Traffic Collisions (RTCs) during this reporting period. This is a decrease of 8 incidents from the same period last year. Per 10,000 head of population, East Lothian is below the Scottish and East Service Delivery area trend.

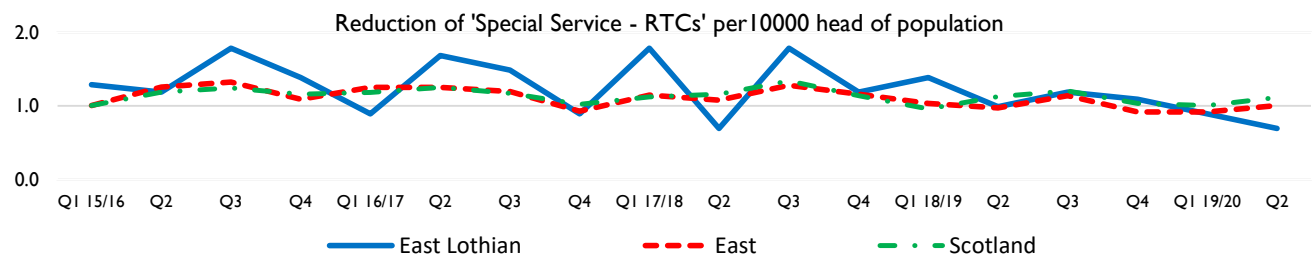
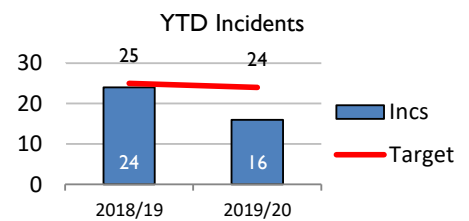
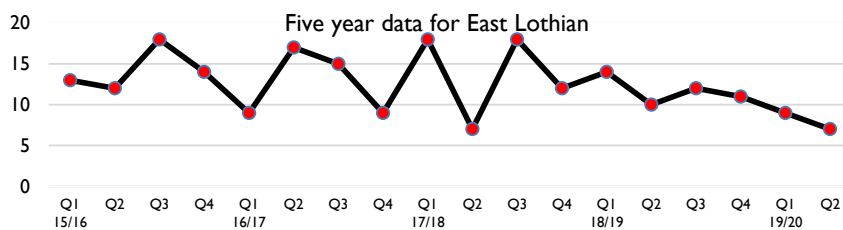
Reasons

The SFRS only attend those RTC's they are requested to attend and this number does not reflect the total number within East Lothian.

Actions

The SFRS continues to be a member of a multi-agency approach to reducing Road Traffic Collision's and the associated casualties and fatalities. The continued delivery of Tomorrow's Driver programme targeting young people is an excellent partnership approach in our drive to reduce road traffic collisions.

We continue to seek opportunities to educate local communities in support of reducing the number of RTCs and resulting casualties.



YTD ward ave. for East Lothian - 3	2015/16	2016/17	2017/18	2018/19	2019/20	Sparklines
East Lothian	25	26	25	24	16	
Musselburgh	8	5	4	3	6	
Preston, Seton & Gosford	5	1	3	3	4	
Tranent, Wallyford & Macmerry	4	4	6	5	2	
North Berwick Coastal	2	9	4	6	0	
Haddington & Lammermuir	1	2	5	1	3	
Dunbar & East Linton	5	5	3	6	1	

Reduction of 'Special Service - Casualties'

Whilst much of this risk is out with the control of SFRS alone, responding to Non-Fire Emergencies is a key part of our intervention activities. The SFRS is committed to working with partners and other stakeholders to drive continuous improvement in this area. Reduction of Casualties from Non-Fire Emergencies contributes to the East Lothian Plan Single Outcome Agreement.

Results

We attended to 16 casualties from non-fire emergencies in East Lothian, which is a decrease of 16 compared with 2018/19. The trend per 10,000 head of population is below the average of the Scottish and East service delivery areas.

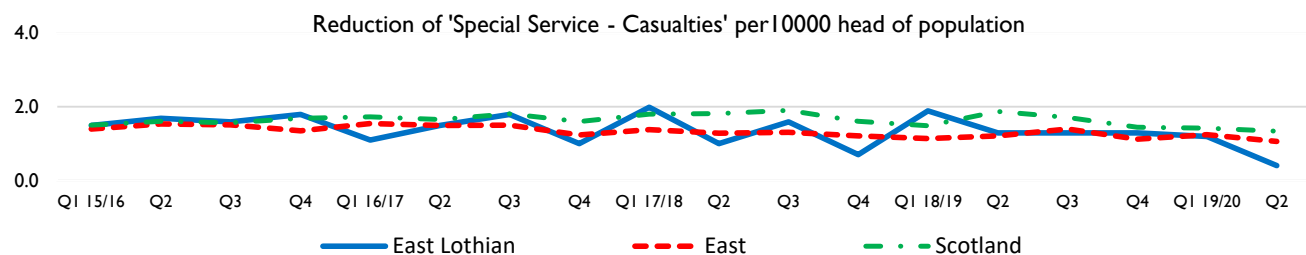
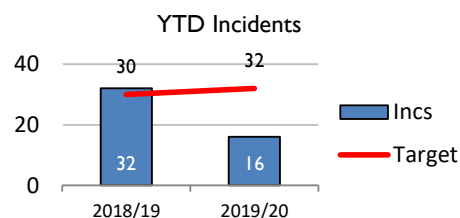
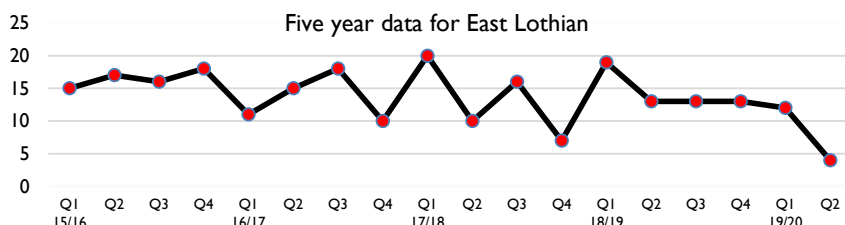
Reasons

We attended RTCs that resulted in 0 fatalities and 11 non fatal casualties in East Lothian. SFRS helped 5 other casualties in a range of incidents including medical response and effecting entry to assist other agencies.

As the SFRS continue to assist with medical emergencies as co or first responders, the number of events is likely to increase.

Actions

The SFRS is a member of a multi-agency approach to reducing Road Traffic Collision's and the associated casualties and fatalities. The continued delivery of Tomorrow's Driver programme targeting young people is an excellent partnership approach to reducing road traffic collisions. We continue our full commitment to the Scottish Government Strategy relating to Out of Hospital Cardiac Arrest (OHCA) and significantly increasing survivability rates through co responding and education. We will also continue to respond to the communities needs in terms of other non-fire emergencies.



YTD ward ave. for East Lothian - 3	2015/16	2016/17	2017/18	2018/19	2019/20	Sparklines
East Lothian	32	26	30	32	16	
Musselburgh	10	7	6	2	7	
Preston, Seton & Gosford	11	4	2	4	2	
Tranent, Wallyford & Macmerry	3	5	3	3	1	
North Berwick Coastal	2	5	7	9	2	
Haddington & Lammermuir	1	2	6	3	3	
Dunbar & East Linton	5	3	6	11	1	

Reduction of 'False Alarm - UFAs'

Unwanted Fire Alarm Signals (UFAS) are defined as incidents where an automated fire alarm system activates and results in the mobilisation of SFRS resources, when the reason for that alarm turns out to be connected with faulty or defective alarm equipment. The SFRS is committed to working with partners and other stakeholders to reduce Unwanted Fire Alarm Signals.

Results

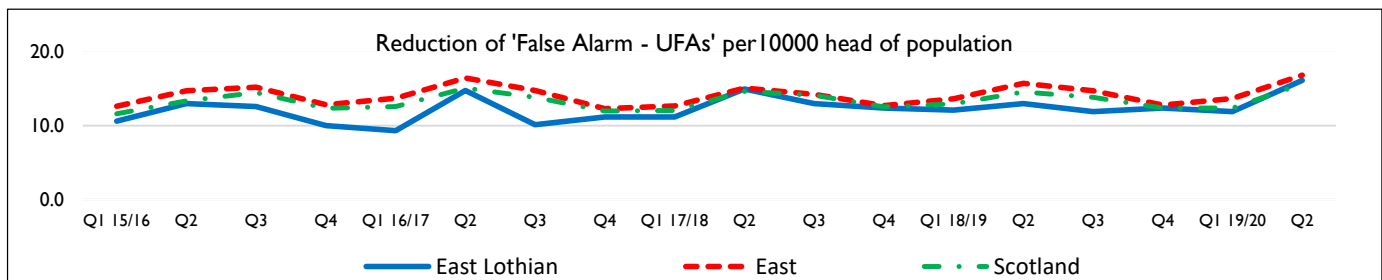
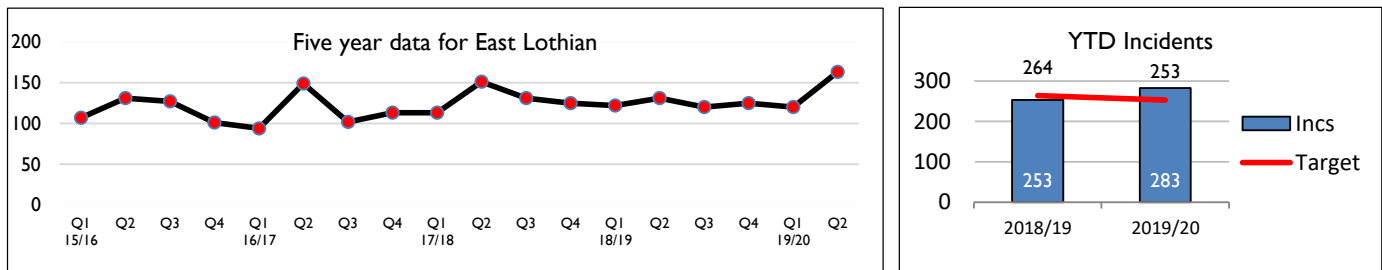
SFRS attended 283 UFAS incidents during this reporting period. In comparison to last year, this is a increase of 30 incidents. East Lothian trend is in line with that of Scotland and the East Service Delivery area.

Reasons

Of the 283 Unwanted Fire Alarm Signals incidents we attended, 90% were caused by system and human errors (Testing, faults, cooking/burnt toast, aerosols etc.), 4% were good intent calls and 6% were malicious.

Actions

We continue to monitor UFAS calls and our Fire Safety Enforcement Officers work closely with premises to reduce further UFAS incidents. This includes discussing technological, procedural and management solutions in order to prevent future UFAS incidents. These proactive actions are clearly having a positive impact in reducing the number of calls to premises.



YTD ward ave. for East Lothian - 47	2015/16	2016/17	2017/18	2018/19	2019/20	Sparklines
East Lothian	238	243	264	253	283	
Musselburgh	79	76	74	71	72	
Preston, Seton & Gosford	20	15	37	19	29	
Tranent, Wallyford & Macmerry	34	38	47	46	35	
North Berwick Coastal	44	44	31	44	40	
Haddington & Lammermuir	40	40	55	45	71	
Dunbar & East Linton	21	30	20	28	36	

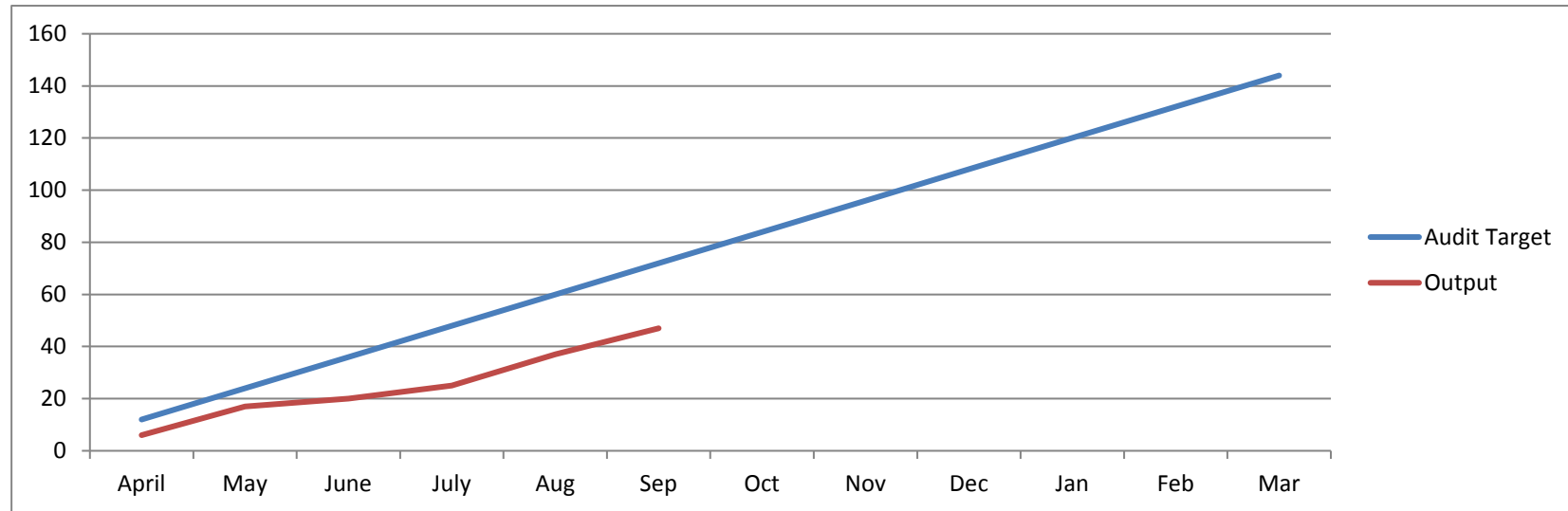
Prevention & Protection Activities

Year to date April 1st 2019 – September 30th 2020

Fire Safety Enforcement Audits

The figures represent the audit workloads delivered by the East Lothian Fire Safety Enforcement Officer (FSEO). Following the Scottish Fire and Rescue Service (SFRS) Enforcement Framework, local deployment ensures compliance for relevant premises in terms of the Fire Scotland Act (2005) and associated Fire Safety Regulations. As can be seen, we are currently below YTD targets. This is due to a 50% reduction in trained FSEOs early this year. New Officers are now in position and are being trained. Senior members of the FSE team are supporting the development of our new colleagues and we are confident that annual targets will be achieved as the new Officers become competent.

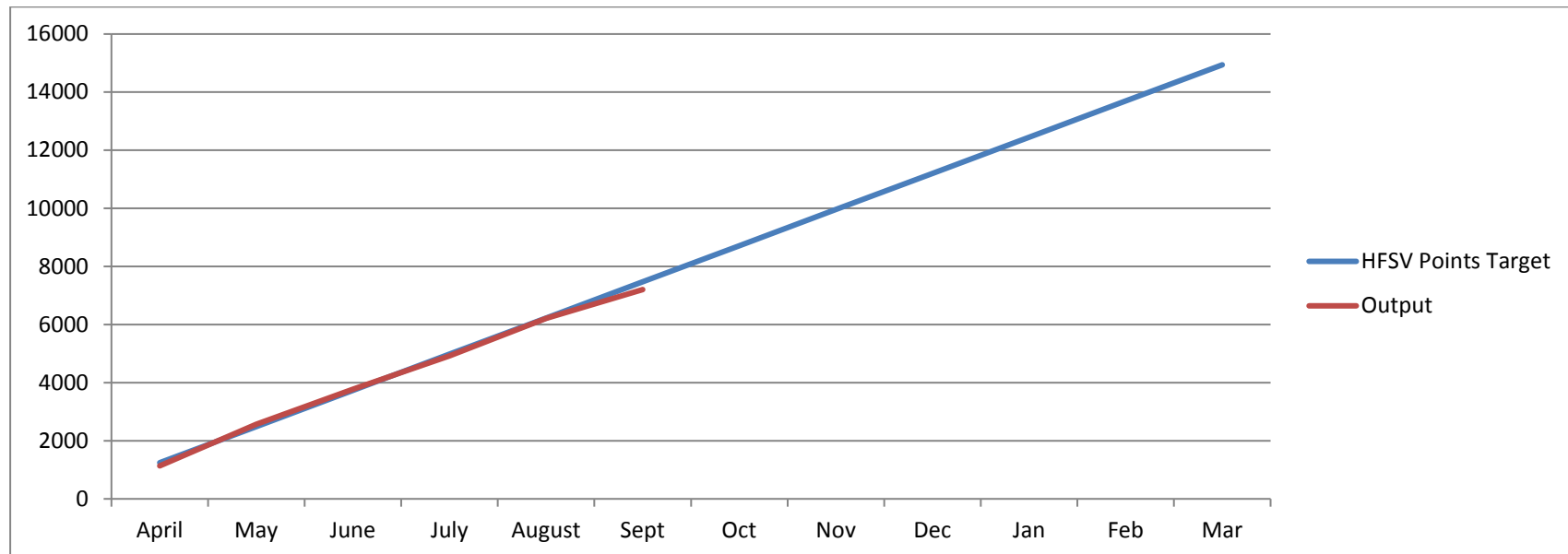
	Apr	May	Jun	Jul	Aug	Sept	Oct	Nov	Dec	Jan	Feb	Mar	Total
Target:	12	24	36	48	60	72	84	96	108	120	132	144	144
Completed:	6	17	20	25	37	47							



Home Fire Safety Visits

The delivery of Home Fire Safety Visits (HFSVs) is the corner stone of the SFRS Community Safety Engagement Framework. By visiting households and providing fire safety advice and free smoke alarms the numbers of dwelling fires and casualties will be reduced. To target the highest risk households across East Lothian, a point's allocation based on risk and an associated target has been set (24 points per high, 8 per medium, 4 per low risk visit). We are currently below YTD targets, however, we are confident that our HFSV programme is targeting those individuals and households that are at a greater risk of fire. During this period **466** HFSVs were carried out.

	Apr	May	Jun	Jul	Aug	Sept	Oct	Nov	Dec	Jan	Feb	Mar	Total
Target	1245	2490	3735	4980	6225	7470	8715	9960	11205	12450	13695	14940	14940
Completed	1308	2184	3540	4760	5836	6748							



Total visits delivered in April 2019 to September 2020 by ward area of East Lothian:

The following table gives a good indication of the coverage across East Lothian where the SFRS delivers Home Fire Safety Visits.

Ward Area	Visits delivered QRTs 1&2 2019/20
Dunbar and East Linton	38
Fa'side	77
Haddington and Lammermuir	32
Musselburgh East and Carberry	92
Musselburgh West	94
North Berwick Coastal	44
Preston/Seton/Gosford	89
TOTAL	466

Partnership Working

Youth Engagement

- During this period, the Community Action Team (CAT) have supported and delivered youth engagement programmes, including, Cool Down and the Risk Factory in Midlothian/East Lothian and City of Edinburgh. In addition to these programmes, the (CAT) were involved in the delivery of two Fireskills Employability Award programmes at Polmont young offenders.
- Fireskills courses have been delivered several schools across the LSO area very positive feedback received from participants and school staff
- Local staff supported delivery of the '2 Moro's Driver' events at the Brunton Hall, Musselburgh.
- Local SFRS staff have worked with **5** individuals as part of our **FIRE**setter Intervention and Re-Education Scheme (**FIREs**)

Vulnerable Adults

- The local crews within East Lothian have generated **5** Adult and **1** Child Protection referrals to Social Services.
- Our CAT have completed **13** Enhanced Home Fire Safety visits to vulnerable adults.
- The Local Authority Liaison Officer (LALO) continues to attend and provide information relevant to Fire for the monthly Multi Agency Risk Conference (MARAC).

Home Safety Visit Referrals

Referrals from partner agencies continue to support our aim of identifying those at greatest risk of fire within the home. Some example of those referrers below;

- East Lothian Community Access Team = **49**
- NHS = **7**
- Police Scotland = **6**
- Housing Associations = **13**
- Social Services = **13**

A total of **258** self-referrals were received via our Community Safety Toolkit (CSET).

Living Safely in the Home (LSITH) pilot project has generated **2** referrals to the East Lothian Falls Team.

Other Work Completed or In Progress

Initiatives and objectives detailed below relates to work that our local staff have completed or are progressing.

- East Lothian CAT have supported two Drivewise events held in the Scottish Borders during this period.
- SFRS have also supported the highly regarded and successful '2Moro's Driver' driver events held in August at the Brunton Hall, Musselburgh.
- The CAT continues to support one Wholetime and five RDS stations within the MELSB area with the Seasonal Thematic Action Plans.
- Local area SFRS staff attend the weekly TACG meetings in East Lothian.
- SFRS have delivered several Home Fire Safety (HFS) awareness sessions at East/Midlothian Public Protection (EMPPO) training events during this reporting period. This exercise also generates HFSVs, providing focus on those who are at greater risk of fire within the home environment.
- The LALO has delivered 4 HFSV referral training sessions for members of NHS staff at the Brunton Hall.
- Our Community Action Team provided Fire Safety awareness advice at the Haddington agriculture show in partnership with Police Scotland.
- SFRS staff have been working with ELPARC to support prevention measures regarding Rural Crime, including wilful fire raising.
- In addition to carrying out HFSV's SFRS staff have been involved in **33** Community Safety Events including Fire Safety Talks to schools and groups, Anti-social Behaviour talks to schools, Leaflet Drops, attending Open Days and liaising with other services to provide safety advice to the residents of Midlothian helping to support our Local Outcomes.