



# LOCAL PLAN PERFORMANCE REPORT FOR EAST LoTHIAN



**SCOTTISH**  
FIRE AND RESCUE SERVICE  
Working together for a safer Scotland

Performance Report, 2017 - 18

**Working together  
for a safer Scotland**



## DISCLAIMER

The figures included in this report are provisional and subject to change as a result of quality assurance and review. The statistics quoted are internal management information published in the interests of transparency and openness. The Scottish government publishes Official Statistics each year which allow for comparisons to be made over longer periods of time.

Please ensure any external partners in receipt of these reports are aware of this.

<b>CONTENTS</b>	<b>PAGE</b>
1 <b>Introduction</b>	<b>3</b>
2 <b>Performance Summary</b>	<b>4</b>
3 <b>Progress on local fire &amp; rescue plan priorities</b>	
<i>Local Risk Management and Preparedness</i>	<b>5</b>
<i>All accidental dwelling fires</i>	<b>7</b>
<i>All fire casualties (fatal &amp; non-fatal (incl. p/c's))</i>	<b>9</b>
<i>All deliberate fires excl. dwellings</i>	<b>11</b>
<i>Special Service - RTCs</i>	<b>13</b>
<i>Special Service Casualties - All</i>	<b>15</b>
<i>False Alarm - UFAs</i>	<b>17</b>
4 <b>Appendices</b>	
5 <b>Glossary</b>	

## Introduction

This performance report provides information on our prevention, protection and operational response activities within the East Lothian for year 2017-18 (1st April 2017 – 31st March 2018).

The Scottish Government provides an overarching vision for public services. This vision supported by 16 National Outcomes, which demonstrate commitment to creating a more successful country, with opportunities for all of Scotland to flourish, through increasing sustainable growth. The Scottish Fire and Rescue Service (SFRS) can make a significant contribution to improving these outcomes for East Lothian by contributing to the Community Planning arrangements across the area.

The national priorities for the SFRS are set out in the Fire and Rescue Framework for Scotland. The SFRS Strategic Plan 2016-2019 outlines how the SFRS will deliver against these priorities and the outcomes against which this delivery can be measured.

The priorities contained within the Local Fire and Rescue Plan for East Lothian 2014-2017 contribute towards the priorities within the East Lothian Plan - Single Outcome Agreement 2013 - 23.

The aims of the local Fire & Rescue Service in East Lothian are to reduce fire deaths and to reduce injuries from fire and other emergencies in the community. We aim to achieve this by working in partnership, being pro-active and targeting our prevention and protection activities to where they are required, based on evidence.

The Local Fire and Rescue Plan for East Lothian 2014-2017 identifies the following five objectives as the main focus for service delivery locally:

- Priority 1. Reduction of Accidental Dwelling Fires,
- Priority 2. Reduction in Fire Casualties and Fatalities,
- Priority 3. Reduction of Deliberate Fire Setting,
- Priority 4. Reduction in Road Traffic Collisions,
- Priority 5. Reduction of Unwanted Fire Alarm Signals.

Area Manager Stephen Gourlay  
Local Senior Officer for East Lothian, Midlothian and the Scottish Borders.  
[stephen.gourlay@firescotland.gov.uk](mailto:stephen.gourlay@firescotland.gov.uk)

## Performance Summary

We measure how well we are meeting our priorities using 6 key indicators, depicted below

Key performance indicator	Apr to (& incl.) Mar					RAG rating
	2013/14	2014/15	2015/16	2016/17	2017/18	YTD
All accidental dwelling fires	81	73	80	52	68	◆
All fire casualties (fatal & non-fatal (incl. p/c's))	15	12	10	8	14	◆
All deliberate fires excl. dwellings	188	138	194	231	229	●
Special Service - RTCs	48	47	57	50	55	◆
Special Service Casualties - All	66	46	89	73	67	●
False Alarm - UFAs	460	451	466	458	514	◆

### RAG rating - KEY

◆	RED DIAMOND	10% higher than the previous YTD period, or local target not achieved.
▲	YELLOW TRIANGLE	Up to 9% higher than the previous YTD period, or local target not achieved.
●	GREEN CIRCLE	Equal to or improved upon the previous equivalent quarter (or YTD period), or local target achieved.

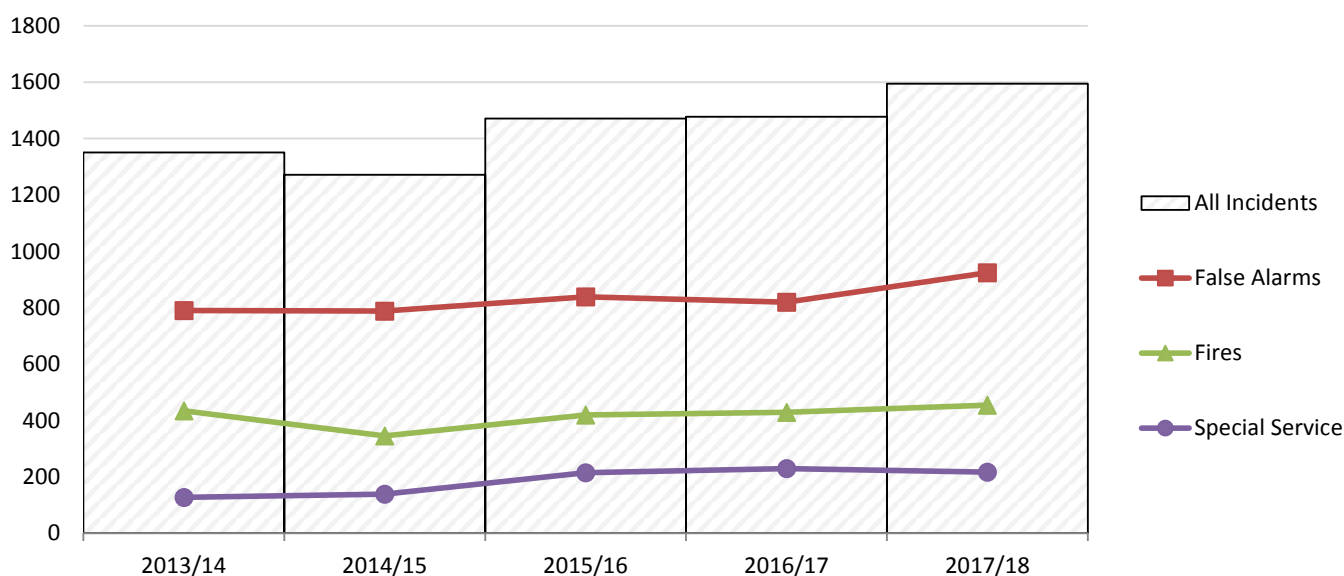
### Note

Quarterly comparison RAG Rating = the reporting period compared to the average of the three previous quarterly reporting periods.  
 Year to Date RAG Rating = the cumulative total of all quarterly performance in current year compared to cumulative total of all quarterly performance in previous year.

### Incident Overview

During this financial year to date, SFRS responded to 1595 incidents in East Lothian, an increase of 118 incidents when compared to last year.

The chart below illustrates incidents YTD attended within East Lothian council over the last 8 fiscal years



**Progress on local fire & rescue plan priorities**

**Local Risk Management and Preparedness**

The Service must identify, prioritise and plan to meet the risks in each local community.

We said we would:

- train our staff to deal with our local risks
- gather and analyse risk information
- work with partners to mitigate risks
- deal with major events

Train our staff to deal with our local risks

All of our operational staff undertake routine and risk specific skill acquisition and maintenance training.

Gather and analyse risk information

All of our operational staff gather and analyse local risk information and operational intelligence, used in our preparations to resolve incidents.

We conduct Post Incident Debriefs to identify any lessons that can be learned from our preparedness and response to emergency events.

We use Urgent Operational Intelligence Briefings to inform our operational staff of any safety critical information.

Work with partners to mitigate risks

We continue to be an active member of the East Local Resilience Partnership.

We share information with local authority partners and other key stakeholders (e.g. Police Scotland) to ensure emergency event risks are mitigated.

Deal with major events

There were no major fire events or significant emergency events in this reporting period.

\*

## Reduction of 'All accidental dwelling fires'

Accidental dwelling fires can have devastating effects on our community. The SFRS is committed to keeping people safe in their homes. We share information with partners to make sure that the right people get the right information they need, particularly those who are vulnerable due to age, isolation or addiction. Reduction of Accidental Dwelling Fires contributes to the East Lothian Plan - Single Outcome Agreement.

### Results

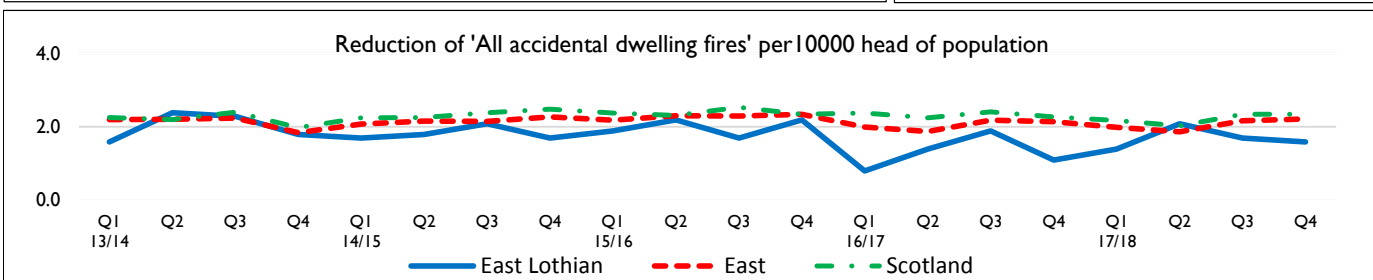
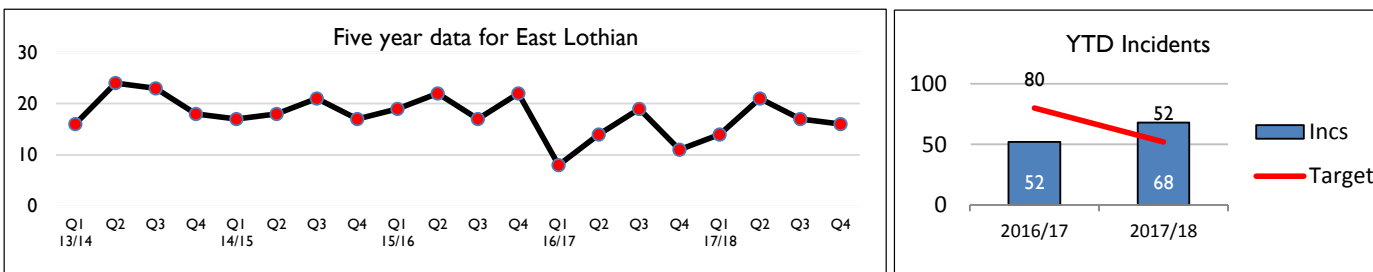
We aim to reduce Accidental Dwelling Fires in East Lothian by contributing towards the SFRS target of 10% reduction per year, over a three-year rolling period. During this period, we responded to 68 Accidental Dwelling Fires, which is an increase of 16 incidents from the same period last year. The long-term trend based upon incidents/10,000 population is below the Scottish and East Delivery Area trends.

### Reasons

Of these 68 accidental dwelling fires, 62% occurred in single occupancy households. 50% involved the over 65 age category. The main causes were cooking (50%), careless use of combustible materials (18%). 70% of the reported fires started in the kitchen. 95% of the fires were confined to the room where the fire started. Houses involved have benefited from our SFRS Post Domestic Incident Response procedure. 76% of the houses involved had working smoke detectors. It is clear we need to target those at risk in single occupancy households, ensuring those properties have working smoke detection.

### Actions

During this reporting period, 1,060 Home Fire Safety Visits were carried within East Lothian. A number of initiatives and events aimed at reducing accidental dwelling fires were conducted. We have introduced a 'Post Domestic Incident Response' Policy, which provides a framework to ensure that engagement activity is completed in a structured and appropriate manner following incidents. Appendix I provides further details on our prevention activities in relation to this priority.



YTD ward ave. for East Lothian - II	2013/14	2014/15	2015/16	2016/17	2017/18	Sparklines
East Lothian	81	73	80	52	68	
Musselburgh	21	13	19	11	15	
Preston, Seton & Gosford	9	6	11	11	10	
Tranent, Wallyford & Macmerry	16	12	8	9	12	
North Berwick Coastal	8	10	14	11	13	
Haddington & Lammermuir	17	17	18	3	9	
Dunbar & East Linton	10	15	10	7	9	





## Reduction of 'All fire casualties (fatal & non-fatal (incl. p/c's))'

Fire casualty and fatality rates provide an indication of the amount of serious, life-threatening injuries that occur due to fire. This can indicate not only the success of SFRS in reducing the number of life risk fires through community fire safety and similar activities, but also their success in response activity in saving lives.

### Results

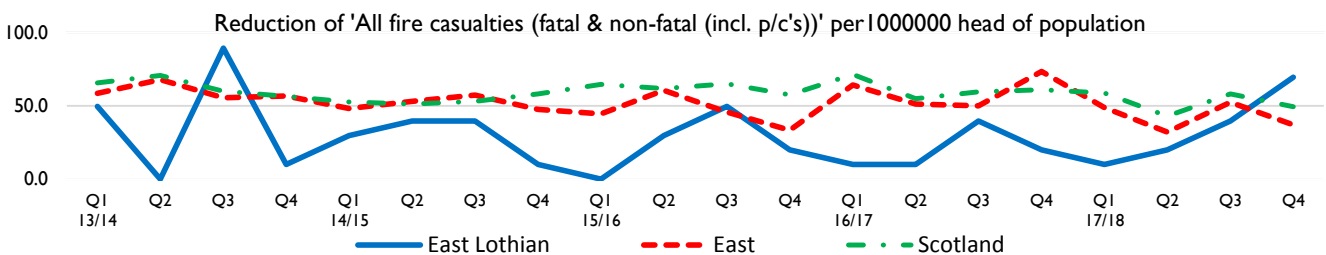
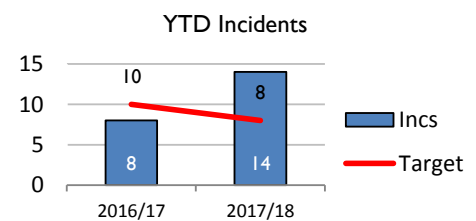
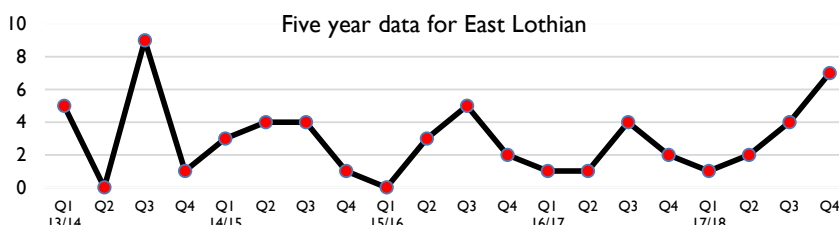
There were 2 reported fire fatalities in February of the reporting period. We aim to reduce Fire Casualties in East Lothian each per year, which contributes towards the SFRS target of reducing Fire Casualties by 5% per year, over a three-year rolling period. In this reporting period, SFRS dealt with 12 casualties due to accidental dwelling fires. This is an increase in comparison to the same period last year. The long-term trend based upon casualties/10,000 population shows East Lothian is higher than the Scottish average and East SDA average.

### Reasons

Historically East Lothian has had low numbers of casualties from fires and that trend continued until the last quarter of the year where we had 7 casualties in 3 incidents.

### Actions

During this reporting period, 1,060 Home Fire Safety Visits were carried out and over 1,000 smoke detectors were fitted within East Lothian. We continue to work with our partners in East Lothian Council and seek opportunities with social work and NHS to target those most vulnerable and at risk from fire. 142 referrals were received from our partner agencies.



YTD ward ave. for East Lothian - 2	2013/14	2014/15	2015/16	2016/17	2017/18	Sparklines
East Lothian	15	12	10	8	14	
Musselburgh	0	3	4	2	3	
Preston, Seton & Gosford	2	1	0	1	0	
Tranent, Wallyford & Macmerry	4	1	1	0	4	
North Berwick Coastal	0	2	2	3	2	
Haddington & Lammermuir	4	3	2	1	1	
Dunbar & East Linton	5	2	1	1	4	



## Reduction of 'All deliberate fires excl. dwellings'

Although deliberate fire setting, historically, has not a significant problem for the SFRS in East Lothian there has been an increase in recent years and is closely linked to other forms of anti-social behaviour. In the main, deliberate fires are secondary fires categorised into refuse/bins, grassland or derelict buildings incidents. Reduction of Deliberate Fire Setting contributes to the East Lothian Plan Single Outcome Agreement.

### Results

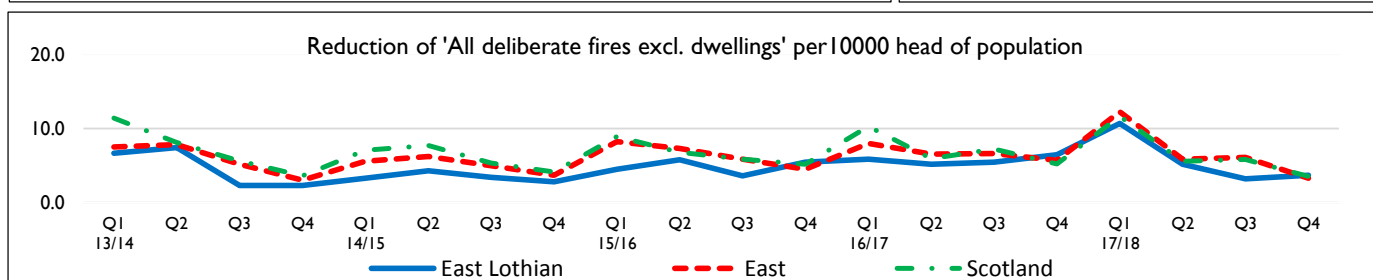
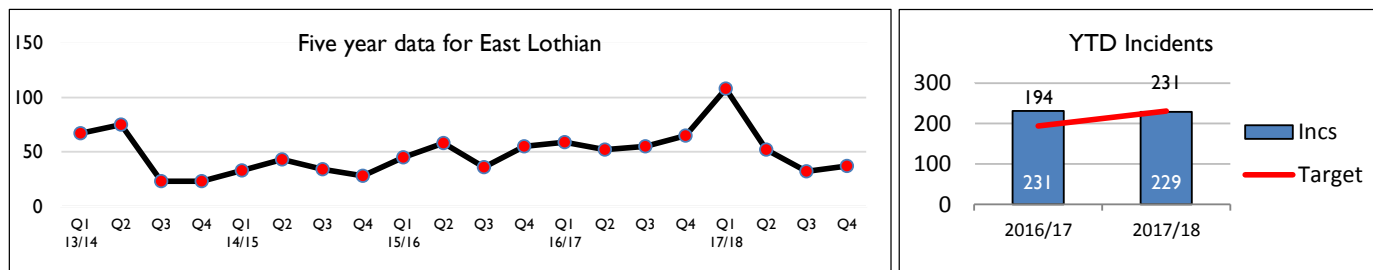
There were 229 deliberate fires during this reporting period and is a decrease of 2 on the same period last year. The areas mostly likely to suffer from this type of fire behaviour are Prestonpans, Tranent and Musselburgh. The long-term trend based upon Deliberate Fire Setting /10,000 population identifies East Lothian is in line with the Scottish and East Service Delivery area average.

### Reasons

During the reporting period, deliberate ignition to scrubland/woodland accounted for 76% of deliberate fires with 15% to refuse and bins in East Lothian, with 3% attributed to deliberate building fires and 6% vehicle fires. The majority of incidents occurred in Prestonpans and Tranent, however there has been a sharp increase in the Haddington area.

### Actions

A multi-agency approach was taken when the incident trend was identified through the TACG. There has been a coordinated approach to the identified trend areas and intervention work has been undertaken with youth groups in Tranent and Preston Pans. Further information is available in Appendix I.



YTD ward ave. for East Lothian - 38	2013/14	2014/15	2015/16	2016/17	2017/18	Sparklines
East Lothian	188	138	194	231	229	
Musselburgh	50	39	50	37	41	
Preston, Seton & Gosford	40	23	40	71	51	
Tranent, Wallyford & Macmerry	62	55	59	79	70	
North Berwick Coastal	2	3	7	10	2	
Haddington & Lammermuir	19	12	23	23	39	
Dunbar & East Linton	15	6	15	11	26	



## Reduction of 'Special Service - RTCs'

Whilst much of this risk is out with the control of SFRS alone, responding to Non-Fire Emergencies such as Road Traffic Collisions is a key part of our intervention activities. The SFRS is committed to working with partners and other stakeholders to drive continuous improvement in this area. Reduction of Casualties from Non-Fire Emergencies contributes to the East Lothian Plan Single Outcome Agreement, number of people killed or seriously injured in road accidents.

### Results

SFRS attended 55 Road Traffic Collisions (RTCs) during this reporting period. This is a decrease of 5 incidents from the same period last year. Per 10,000 head of population, East Lothian is slightly above the Scottish and East Service Delivery area trend.

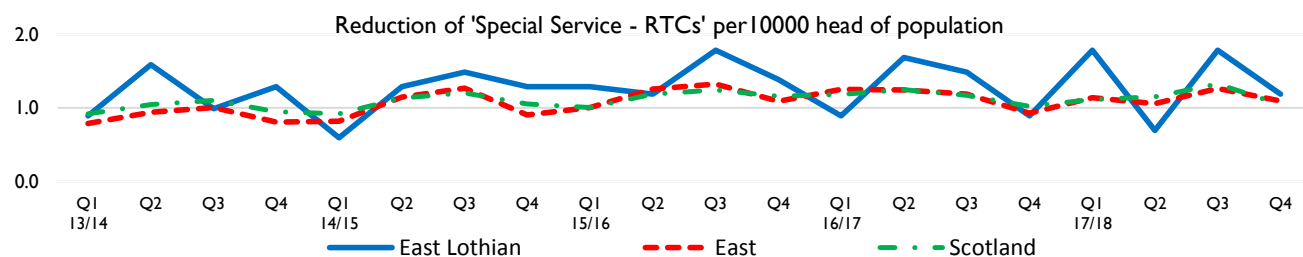
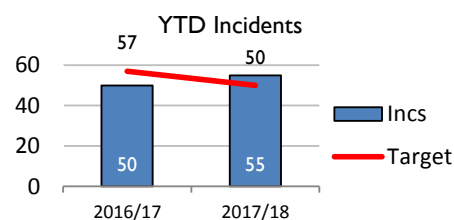
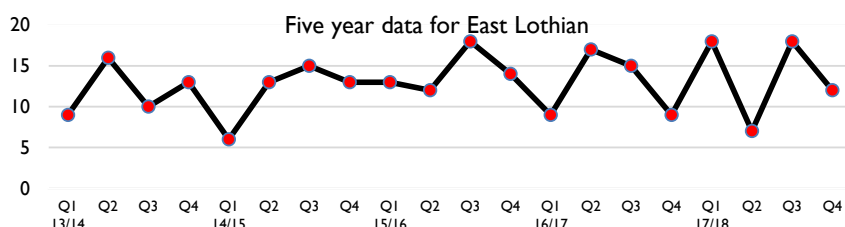
### Reasons

The SFRS only attend those RTC's they are requested to attend and this number does not reflect the total number within East Lothian.

### Actions

The SFRS continues to be a member of a multi-agency approach to reducing Road Traffic Collision's and the associated casualties and fatalities. The continued delivery of Tomorrow's Driver programme targeting young people is an excellent partnership approach in our drive to reduce road traffic collisions.

We continue to seek opportunities to educate local communities in support of reducing the number of RTCs and resulting casualties.



YTD ward ave. for East Lothian - 9	2013/14	2014/15	2015/16	2016/17	2017/18	Sparklines
East Lothian	48	47	57	50	55	
Musselburgh	7	11	14	12	7	
Preston, Seton & Gosford	7	6	8	2	6	
Tranent, Wallyford & Macmerry	8	15	12	8	13	
North Berwick Coastal	9	1	4	11	9	
Haddington & Lammermuir	7	5	4	9	11	
Dunbar & East Linton	10	9	15	8	9	



## Reduction of 'Special Service Casualties - All'

Whilst much of this risk is out with the control of SFRS alone, responding to Non-Fire Emergencies is a key part of our intervention activities. The SFRS is committed to working with partners and other stakeholders to drive continuous improvement in this area. Reduction of Casualties from Non-Fire Emergencies contributes to the East Lothian Plan Single Outcome Agreement.

### Results

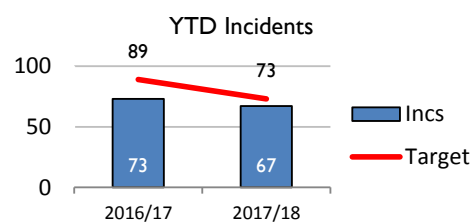
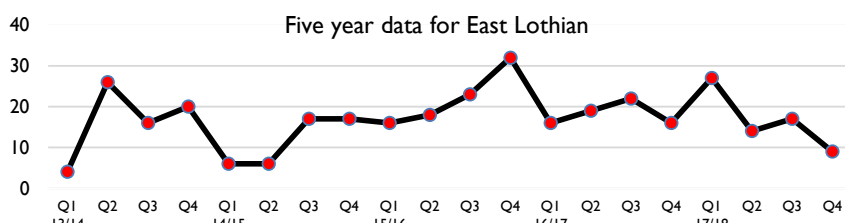
We attended to 67 casualties from non-fire emergencies in East Lothian, which is a decrease of 6 compared with 2016/17. The trend per 10,000 head of population is below the average of the Scottish and East service delivery areas.

### Reasons

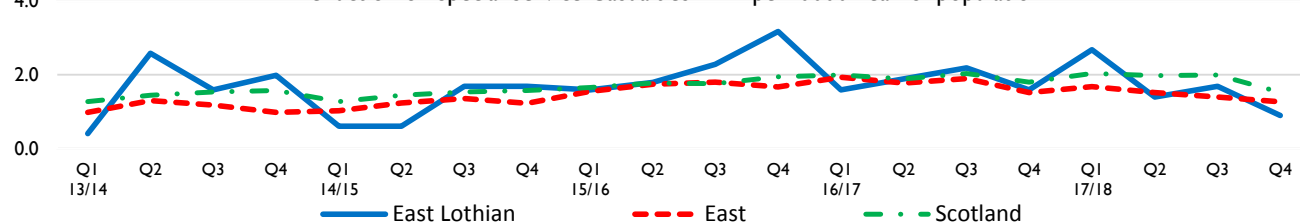
We attended RTCs that resulted in 1 fatality and 31 casualties in East Lothian. SFRS helped 35 other casualties in a range of incidents including medical response, effecting entry, rescue from water and hazardous material incidents. As the SFRS continue to assist with medical emergencies as co or first responders, the number of events is likely to increase.

### Actions

The SFRS is a member of a multi-agency approach to reducing Road Traffic Collision's and the associated casualties and fatalities. The continued delivery of Tomorrow's Driver programme targeting young people is an excellent partnership approach to reducing road traffic collisions. We continue our full commitment to the Scottish Government Strategy relating to Out of Hospital Cardiac Arrest (OHCA) and significantly increasing survivability rates through co responding and education. We will also continue to respond to the communities needs in terms of other non-fire emergencies.



Reduction of 'Special Service Casualties - All' per 10000 head of population



YTD ward ave. for East Lothian - II	2013/14	2014/15	2015/16	2016/17	2017/18	Sparklines
East Lothian	66	46	89	73	67	
Musselburgh	11	13	22	21	18	
Preston, Seton & Gosford	3	4	20	12	6	
Tranent, Wallyford & Macmerry	2	11	7	15	8	
North Berwick Coastal	9	3	17	11	10	
Haddington & Lammermuir	16	10	7	6	12	
Dunbar & East Linton	25	5	16	8	13	





## Reduction of 'False Alarm - UFAs'

Unwanted Fire Alarm Signals (UFAS) are defined as incidents where an automated fire alarm system activates and results in the mobilisation of SFRS resources, when the reason for that alarm turns out to be connected with faulty or defective alarm equipment. The SFRS is committed to working with partners and other stakeholders to reduce Unwanted Fire Alarm Signals.

### Results

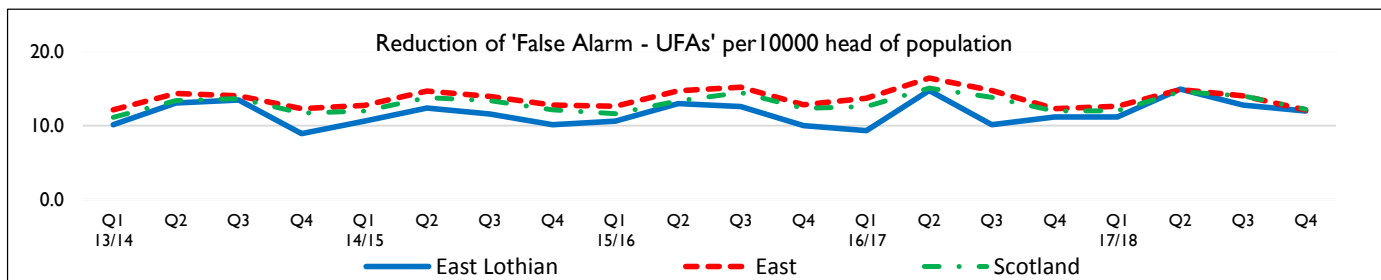
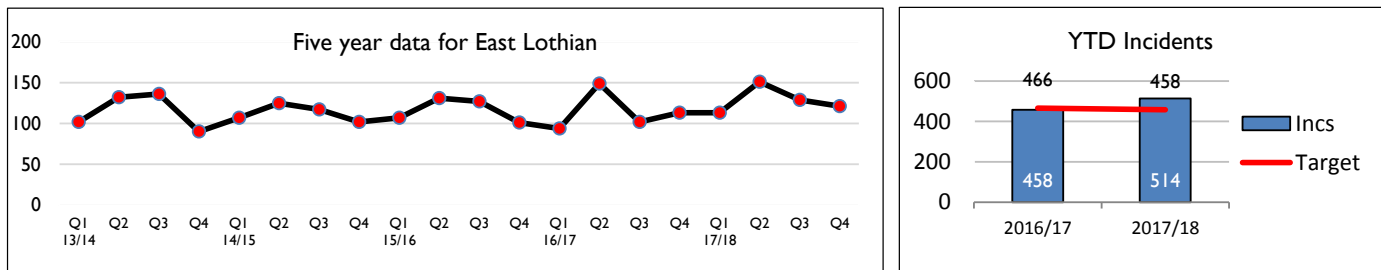
SFRS attended 514 UFAS incidents during this reporting period. In comparison to last year, this is an increase of 56 incidents. East Lothian trend is in line with that of Scotland and the East Service Delivery area.

### Reasons

Of the 514 Unwanted Fire Alarm Signals incidents we attended, 92% were caused by system and human errors (Testing, faults, cooking/burnt toast, aerosols etc.), 5% were good intent calls and 3% were malicious.

### Actions

We continue to monitor UFAS calls and our Fire Safety Enforcement Officers work closely with premises to reduce further UFAS incidents. This includes discussing technological, procedural and management solutions in order to prevent future UFAS incidents. These proactive actions are clearly having a positive impact in reducing the number of calls to premises.



YTD ward ave. for East Lothian - 86	2013/14	2014/15	2015/16	2016/17	2017/18	Sparklines
East Lothian	460	451	466	458	514	
Musselburgh	155	149	154	139	140	
Preston, Seton & Gosford	46	39	44	33	59	
Tranent, Wallyford & Macmerry	49	56	65	87	86	
North Berwick Coastal	72	57	72	75	68	
Haddington & Lammermuir	69	97	89	67	119	
Dunbar & East Linton	69	53	42	57	42	

