



**NOTICE OF THE MEETING OF
POLICE, FIRE and COMMUNITY SAFETY SCRUTINY COMMITTEE**

**WEDNESDAY 30 NOVEMBER 2016
COUNCIL CHAMBER, TOWN HOUSE, HADDINGTON**

1

Committee Members Present:

Councillor T Day (Convener)
Councillor J Gillies
Councillor J Goodfellow
Councillor P MacKenzie
Councillor M Libberton
Councillor K McLeod
Councillor F McAllister

Police Scotland

Supt J Royan
Chief Insp M Paden
Supt B Rodgers

East and Midlothian Scottish Fire and Rescue Service

Mr D Farries, Area Manager
Mr D Mack, Group Manager
Mr S Gourlay, Group Manager – Protection and Prevention

Others Attending

Mr A Jones, Safety Camera Partnership
Mr B Smith, Roads Policing (Fettes)

Council Officials Present:

Ms M Patterson, Depute Chief Executive (Partnerships and Community Services)
Mr T Shearer, Head of Communities and Partnerships
Mr P Vestri, Service Manager - Corporate Policy and Improvement
Mr K Black, Safer Communities Team Leader

Clerk:

Mrs F Stewart

Apologies:

Councillor J McNeil
Councillor J Caldwell

Declarations of Interest:

None

The Chair welcomed everyone to the meeting and extended a special welcome to Superintendent Jim Royan, attending in the absence of Chief Supt Ivor Marshall, Andy Jones (Safety Camera Partnership) and Brian Smith (Roads Policing Team).

The Chair also proposed that Item 5 on the agenda, A Joint Approach to Tackling Anti-Social Behaviour, was taken after Item 3, the Police Scotland report, and this was agreed.

1. MINUTES OF MEETING ON 31 AUGUST 2016

The Committee agreed that the minutes of the meeting on 31 August 2016 were a true record of the meeting.

2. MATTERS ARISING

There were no matters arising.

POLICE SCOTLAND

3. POLICE SCOTLAND SCRUTINY REPORT, QUARTER 2, 1 JULY – 30 SEPTEMBER 2016

Supt Jim Royan, attending the Committee for the first time, stated that he was responsible for J Division, Lothian and Borders. He outlined the experience he had had of policing in the Division and stated that this experience had given him a good knowledge of the challenges facing communities.

Firstly, Supt Royan addressed a question raised at the last meeting by Councillor McNeil on door step crime figures. Supt Royan advised that the number of incidents targeting vulnerable people in East Lothian had fallen from 37 last year to 26 this year and of those incidents which became classified as crimes, there was a 40% detection rate. Supt Royan added that he did not presently have data on unanswered calls from the new Police Area Control Room (ACR) in Edinburgh, another area of interest at the last meeting, but this information would be brought to a future meeting. The Chair asked if the Committee could receive a breakdown of the ACR figures for East Lothian.

The Chair asked how complaints against the Police were dealt with and Supt Royan replied that the Police would investigate any reports of dissatisfaction. Members of the public could complain in person, make a statement, contact the ACR or use the online portal. In the first instance, a complaint goes to the Professional Standards Unit (East of Scotland) who may then contact the complainer. If a complaint cannot be resolved at this stage, the complaint would then be allocated to the Division for investigation.

Supt Royan also provided an overview of Policing strategy 2016-26 and the programme of work planned to transform the service over the next 10 years. He stated that Police Scotland had undergone a significant change as it adapted to meet new challenges: the changing nature of crime (with cyber crime more prevalent), an increase in immigration, more people living alone and more people aged over 75 years. The Service needed to consider political and prevention agendas and improve the effectiveness of policing within

budget constraints. It aimed to do this by focussing on 5 key areas: Prevention, Protection, Communities, Knowledge, and Innovation.

Councillor McLeod welcomed the 2016-2026 Plan but considered that 10 years was too long to wait for changes to be made. He also found it frustrating that the architects of long term plans were often no longer involved at the end. Supt Royan re-assured the Committee that the plan was an incremental transformation programme and not about waiting until 2026. He also gave his personal commitment to the programme.

Councillor MacKenzie highlighted the fact that, while there had been no murders in East Lothian over the past year, the county had an average of 13 suicides per year. This statistic suggested to him that society now needed a different form of policing.

The Chair stated that the first of the 5 themes, Prevention, needed to be a cornerstone of the policing strategy, as money invested now in prevention would deliver huge future benefits.

Chief Inspector Matt Paden introduced Mr Andy Jones, Safety Camera Partnership, and Mr Brian Smith, Roads Policing (Fettes) who were in attendance today to respond to questions raised by Members at the last meeting. Mr Jones stated that the Partnership had reviewed its strategy for the East of Scotland over the past 12 months and a more effective strategy would be introduced for the future, based on intelligence. In addition to roadside cameras, mobile cameras would be employed, but Mr Jones stressed that the overriding priority was public safety and not increasing revenue from fines.

Councillor McLeod pointed out that there had been a number of road traffic casualties at hotspots in East Lothian where there were no speed cameras and Mr Jones replied that Members could request a speed camera operation on a particular stretch of road.

Councillor Goodfellow enquired if vehicle collisions were recorded where there were no casualties and Mr Jones replied that presently only casualties were recorded, but this policy was under review.

The Chair pointed out that speeding was not the only danger on the road; mobile phone use, for example, was another danger. Mr Jones clarified Police strategy for apprehending drivers who used mobile phones.

Chief Insp Paden turned to the Police Performance report and summarised the Quarter 2 results. He reported that the detection rate of Group 1-5 crimes (Indicator 1) was 45.7%, a slight fall of 2.4% on the previous year. However, this figure fluctuates and was currently up on last year to date. There had only been one additional housebreaking crime compared to the same period last year (Indicator 2) and this month showed a reduction. The detection rate in respect of Domestic Housebreakings (Indicator 3) had fallen 21% and the Criminal Investigation Unit would continue their enquiries into those responsible for the housebreakings. One individual had recently been charged with 5 housebreaking offences with a further 8 offences still under investigation. The Number of Domestic Abuse Incidents reported (Indicator 4) was almost unchanged from last year and Chief Insp Paden advised that, since the Disclosure Scheme Domestic Abuse was launched in October last year, applications had been received from East Lothian. The Detection Rate for Domestic Abuse Crimes (Indicator 5) had fallen, partly due to an increase in the reporting of incidents in recent years. Indicator 7 showed a slight rise in the Detection Rate for Sexual Offences and 45% of sexual crimes reported over the last 2 quarters were historical in nature. Indicator 9 showed that there had been a 20% increase in the number of antisocial behaviour incidents and this indicator would be monitored closely. Action to reduce the

number of ASB incidents included Operation Wolfcastle which involves a partnership team providing high visibility patrols. The Community Action Team was also supporting diversionary activity for young people and letters to parents were being issued to seek their support and keep them informed, when appropriate.

Chief Insp Paden reported that there had been an increase of 43% in the number of hate incidents and a 57% increase in the number of hate crimes (Indicator 10 and 11) compared to the same period last year. The majority of crimes were race related and some involved alcohol and violence. Group 1 Violent Crime (Indicator 13) had increased by 57% compared to the same period last year, from 28 crimes to 44. However, some of this increase could be attributed to the change of definition of what constitutes a serious assault. Visits to on/off sales licensed premises (Indicator 16) had decreased but the number of incidents was down. Chief Insp Paden advised that Test Purchase Operations would continue to encourage good business practices and promote responsible behaviour. Indicator 17 showed that there had been a 30% decrease in the number of people killed or seriously injured on roads. There had been no fatalities and only 12 people had been injured compared to 17 compared to the same period last year.

Councillor Goodfellow referred to Indicators 4 and 5 on Domestic Abuse and enquired when an incident became a crime. Chief Insp Paden replied that, when a crime was established, offenders were reported to the courts. Supt Royan added that, even in cases where the offender could be identified, adequate evidence and corroboration were needed to secure a conviction.

The Chair referred to Indicator 7 (Sexual Offences) and stated that sexting was a worrying trend, with teenagers being blackmailed and even suicides resulting. He asked what measures the Police were taking to address this and was advised by Chief Insp Paden that a local operating model was presently under discussion and that partners were visiting schools, giving advice on cyber crime and ensuring that young people understood the risks. They were also raising awareness through social media to reduce the impact of this crime. To offer re-assurance, he advised that there was a national team with specialist skills in this area and outlined the complexities surrounding these crimes.

Finally, Chief Insp Paden advised of the launch today of East Lothian Police Scotland Youth Volunteers. He added that the new operational model which underlies a lot of the work of youth officers, received positive feedback for having identifiable youth officers.

Councillor MacKenzie enquired about the Youth Volunteer Scheme for East Lothian and Chief Insp Paden replied that many events and activities were planned and the volunteer youth officers would be there to support Police Officers, not to replace them.

Councillor McAllister enquired if the increase in hate crimes could be attributed to the result of the Brexit referendum result in June. Chief Insp Paden replied that there had been no evidence to support this and the number of hate crimes in the last quarter had reduced.

OTHER

5. A JOINT APPROACH TO TACKLING ANTI SOCIAL BEHAVIOUR

The Depute Chief Executive, Partnerships and Community Services had submitted a report to advise the Committee of recent actions taken by local partner agencies in tackling antisocial behaviour. A copy of the Joint Antisocial Behaviour Strategy 2014-16, Antisocial Behaviour Policy and the Service Level Agreement between East Lothian Council and The Chief Constable of the Police Service of Scotland were appended to the report.

Kenny Black, Safer Communities Team Leader presented the report. Following an increase in the number of complaints made to the Police, he advised that a Short Life Working Group had been set up to look into how antisocial behaviour (ASB) complaints were recorded by the Police and the Council. The Group, which has met twice, had also reviewed its response to youth antisocial behaviour. Updating the Committee on developments, Mr Black advised that the Council and Police Scotland had aligned their respective reporting categories for Indicators 8 and 9 (Disorder and ASB incidents). He also advised that the disparity in the increase in the number of complaints to the Police compared to the Council could be attributed, to an extent, on the reduction of the Council's Night Time Noise Service in February 2016. Police Scotland and East Lothian Council had recently signed a Service Level Agreement which provided funding for three police officers within the Community Action Team and one antisocial police liaison officer. Mr Black advised that it was too early to know if there was any correlation between the recent increase in ASB complaints and the reduction in the number of funded police officers from thirteen to four. One additional Council based ASB Investigation Officer had been appointed, increasing this team to 4, one being allocated to each of the Area Partnerships. Mr Black also cautioned that ASB figures can be inflated by multiple complaints being received from the same individual.

Councillor McAllister enquired if the Council's Night Time Noise Service would be reviewed if the number of ASB incidents continued to increase and Mr Black replied that the Council had a duty to review the Service if necessary.

Councillor Goodfellow enquired if ASB incidents were classified in such a way as to show which incidents involved alcohol and Mr Black replied that there was no such classification but the narrative of the complaint would normally indicate if alcohol had been a factor.

Councillor McAllister paid tribute to the diligent service provided by the Police and the Safer Communities Team to protect the public, adding that East Lothian was a beautiful place in which to live and offered a good quality of life.

The Chair echoed the comments of his colleague and thanked Mr Black for his report. He also welcomed the shift back to community policing.

Decision

The Committee agreed to note the terms of the report.

SCOTTISH FIRE AND RESCUE SERVICE

4. SCOTTISH FIRE AND RESCUE SERVICES (SFRS) LOCAL PLAN PERFORMANCE REPORT, Q 2, 1 JULY– 30 SEPTEMBER 2016

David Farries, Area Manager, updated the Committee on developments within the Fire Service. He advised that the SFRS Strategic Plan was published on 3 October and stated that the current Local Fire Plan, for which an extension had been supported by this Committee, was expected to go to Council for approval in December 2016. Developments arising from the Plan were now making good progress.

Mr Farries highlighted the services provided by the SFRS in addition to traditional fire service activity and advised that the budget would be an important factor in determining future service delivery. While the Service was in a transformation phase, he was able to offer an assurance that there were currently no plans to cut front line services. However, Mr Farries advised that the structure of the Service would be reviewed in order that it would have the capability to respond to new risks and threats. He also stated that the Service was

committed to supporting safety in communities and not just providing fire safety services. It was important that the fire-fighting role would remain relevant to the 21st century and remain an integral part of society.

Councillor MacKenzie enquired if there were any Scottish Government initiatives in relation to the Fire Service and Mr Farries replied that he was unaware of anything specific but there were a number of pilot programmes running and a recent review of the Service's co-responder role for cardiac arrests outside of hospitals had been very positive.

In response to a question from Councillor Libberton, Mr Farries advised that all fire engines in East Lothian carried defibrillators. The Musselburgh Station was a first responder to out of hospital cardiac arrests and would always have an ambulance back-up.

Dean Mack, SFRS Group Manager, summarised the Performance Report. He stated that, of the 6 performance indicators, only deliberate secondary fires showed an increase. Accidental fires had decreased from 14 to 8 incidents during this quarter and the long term trend was below average for the East of Scotland and Scotland as a whole. The report noted that 80% of accidental fires occurred in single occupancy households, with 20% being in the over 65 age category and the main causes were cooking and electrical faults. All of these properties had had smoke detectors fitted and it was clear that there was a need to continue targeting those most at risk in single occupancy households. There had been no fatal casualties.

Mr Mack stated that although deliberate fire setting was not a significant problem for the SFRS in East Lothian, there was a close link between deliberate secondary fires and other forms of anti-social behaviour. During this reporting period there had been 42 deliberate fires, the same figure as period Q2 last year, however, the number of fires for the year to date had increased on last year. A multi-agency approach was taken for these fires and a number of actions had been taken to apprehend those responsible. Prevention activities had also been undertaken in hotspot areas with local youths to raise awareness of the issue. Mr Mack also advised that the number of Road Traffic Collisions had risen by 5 to 17 and crews had attended 16 casualties from non-fire emergencies. Of this number, 8 related to attending out of hospital cardiac arrests, with 5 casualties and 3 fatalities as a result.

The Chair enquired if there was a requirement for private landlords to provide smoke and detectors and Mr Mack replied that, other than building regulations, the fire service had no jurisdiction over private rental properties. However, agents and landlords were responsible for fitting and maintaining smoke detectors and landlords had been taken to court for failing to do so.

Stephen Gourlay, Group Manager, reported on protection and prevention activities. He advised that the number of Fire Safety Enforcement Audits was slightly below target but all high risk premises had been audited. During this quarter, 292 home fire safety visits had been carried out with free smoke alarms being fitted during 153 of these visits. The Community Access Team had provided a significant number of direct referrals and this service continued to exceed national expectations. Mr Gourlay also gave examples of partnership working which included youth engagement activities, work with vulnerable adults and the Summer Thematic Action Plan.

The Chair thanked the representatives of the fire service for their reports and for the valuable work they do.

OTHER

6. ANNUAL WORK PROGRAMME 2016/17

The Chair advised that he would work with the Police and Fire Service to programme reports on matters discussed at today's meeting.

7. DATE OF NEXT MEETING:

Wednesday 1 March 2017

Signed

Councillor Tim Day
Convener of the Police, Fire and Community Safety Scrutiny Committee



3

LOCAL PLAN PERFORMANCE REPORT FOR EAST LoTHIAN



SCOTTISH
FIRE AND RESCUE SERVICE
Working together for a safer Scotland

Quarter 3 Performance Report, 1st October – 31st December, 2016

**Working together
for a safer Scotland**



DISCLAIMER

The figures included in this report are provisional and subject to change as a result of quality assurance and review. The statistics quoted are internal management information published in the interests of transparency and openness.

The Scottish government publishes Official Statistics each year which allow for comparisons to be made over longer periods of time.

Please ensure any external partners in receipt of these reports are aware of this.

CONTENTS	PAGE
1 Introduction	3
2 Performance Summary	4
3 Progress on local fire & rescue plan priorities	
<i>Local Risk Management and Preparedness</i>	5
<i>All accidental dwelling fires</i>	7
<i>All fire casualties (fatal & non-fatal (incl. p/c's))</i>	9
<i>All deliberate fires excl. dwellings</i>	11
<i>Special Service - RTCs</i>	13
<i>Special Service Casualties - All</i>	15
<i>False Alarm - UFAs</i>	17
4 Appendices	
5 Glossary	

Introduction

This performance report provides information on our prevention, protection and operational response activities within the East Lothian for Quarter 3 of 2016-17 (1st October – 31st December 2016) including information on the year to date.

The Scottish Government provides an overarching vision for public services. This vision supported by 16 National Outcomes, which demonstrate commitment to creating a more successful country, with opportunities for all of Scotland to flourish, through increasing sustainable growth. The Scottish Fire and Rescue Service (SFRS) can make a significant contribution to improving these outcomes for East Lothian by contributing to the Community Planning arrangements across the area.

The national priorities for the SFRS are set out in the Fire and Rescue Framework for Scotland. The SFRS Strategic Plan 2013-2016 outlines how the SFRS will deliver against these priorities and the outcomes against which this delivery can be measured.

The priorities contained within the Local Fire and Rescue Plan for East Lothian 2014-2017 contribute towards the priorities within the East Lothian Plan - Single Outcome Agreement 2013 - 23.

The aims of the local Fire & Rescue Service in East Lothian are to reduce fire deaths and to reduce injuries from fire and other emergencies in the community. We aim to achieve this by working in partnership, being pro-active and targeting our prevention and protection activities to where they are required, based on evidence.

The Local Fire and Rescue Plan for East Lothian 2014-2017 identifies the following five objectives as the main focus for service delivery locally:

- Priority 1. Reduction of Accidental Dwelling Fires,
- Priority 2. Reduction in Fire Casualties and Fatalities,
- Priority 3. Reduction of Deliberate Fire Setting,
- Priority 4. Reduction in Road Traffic Collisions,
- Priority 5. Reduction of Unwanted Fire Alarm Signals.

Area Manager David Farries

Local Senior Officer for East Lothian, Midlothian and the Scottish Borders.

david.farries@firescotland.gov.uk

Performance Summary

We measure how well we are meeting our priorities using 6 key indicators, depicted below

Key performance indicator	Apr to (& incl.) Dec					RAG rating
	2012/13	2013/14	2014/15	2015/16	2016/17	YTD
All accidental dwelling fires	71	63	56	58	41	●
All fire casualties (fatal & non-fatal (incl. p/c's))	14	14	11	8	6	●
All deliberate fires excl. dwellings	114	165	110	139	163	◆
Special Service - RTCs	24	35	34	43	41	●
Special Service Casualties - All	20	46	29	55	50	●
False Alarm - UFAs	332	370	349	365	339	●

RAG rating - KEY

◆	RED DIAMOND	10% higher than the previous YTD period, or local target not achieved.
▲	YELLOW TRIANGLE	Up to 9% higher than the previous YTD period, or local target not achieved.
●	GREEN CIRCLE	Equal to or improved upon the previous equivalent quarter (or YTD period), or local target achieved.

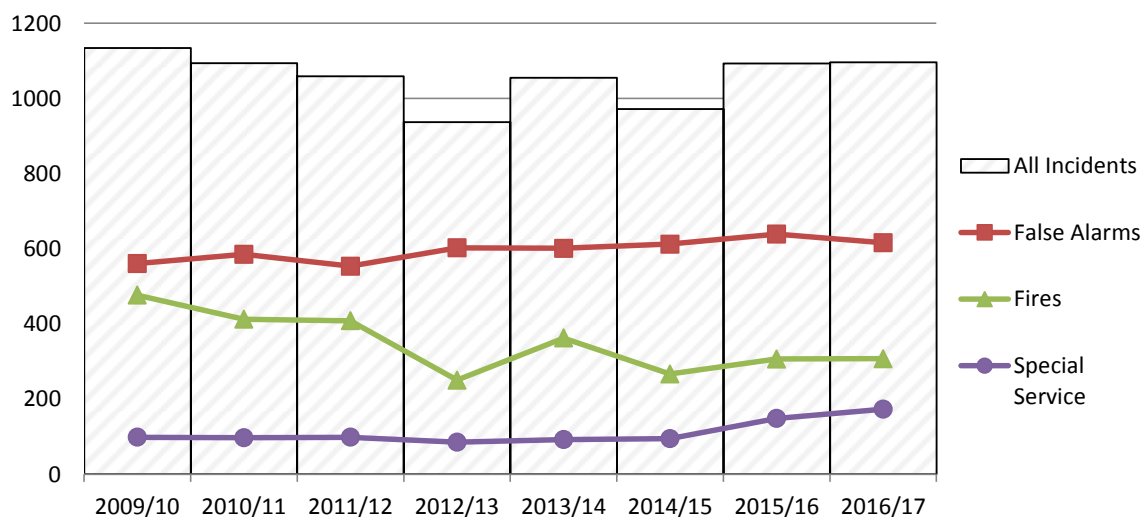
Note

Quarterly comparison RAG Rating = the reporting period compared to the average of the three previous quarterly reporting periods.
 Year to Date RAG Rating = the cumulative total of all quarterly performance in current year compared to cumulative total of all quarterly performance in previous year.

Incident Overview

During this financial year to date, SFRS responded to 1096 incidents in East Lothian, an increase of 3 incidents when compared to last year.

The chart below illustrates incidents YTD attended within "&I;&" council over the last 8 fiscal years"



Progress on local Fire & Rescue Plan priorities

Local Risk Management and Preparedness

The Service must identify, prioritise and plan to meet the risks in each local community.

We said we would:

- train our staff to deal with our local risks
- gather and analyse risk information
- work with partners to mitigate risks
- deal with major events

Train our staff to deal with our local risks

All of our operational staff undertake routine and risk specific skill acquisition and maintenance training.

Gather and analyse risk information

All of our operational staff gather and analyse local risk information and operational intelligence, used in our preparations to resolve incidents.

We conduct Post Incident Debriefs to identify any lessons that can be learned from our preparedness and response to emergency events.

We use Urgent Operational Intelligence Briefings to inform our operational staff of any safety critical information.

Work with partners to mitigate risks

We continue to be an active member of the East Local Resilience Partnership.

We share information with local authority partners and other key stakeholders (e.g. Police Scotland) to ensure emergency event risks are mitigated.

Deal with major events

There were no major fire events or significant emergency events in this reporting period.

Reduction of 'All accidental dwelling fires'

Accidental dwelling fires can have devastating effects on our community. The SFRS is committed to keeping people safe in their homes. We share information with partners to make sure that the right people get the right information they need, particularly those who are vulnerable due to age, isolation or addiction. Reduction of Accidental Dwelling Fires contributes to the East Lothian Plan - Single Outcome Agreement.

Results

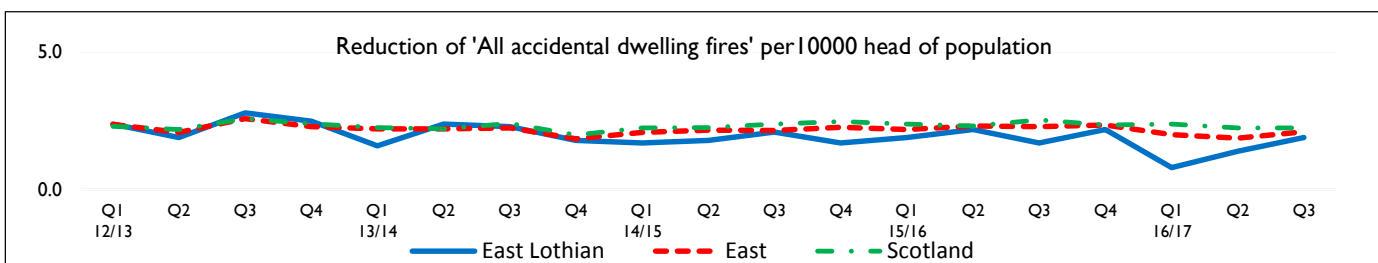
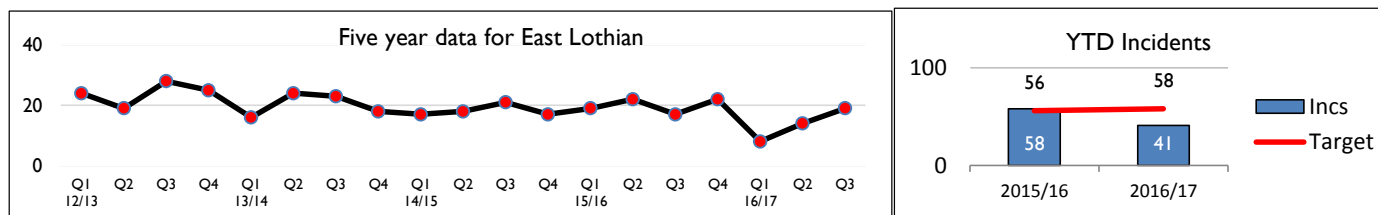
We aim to reduce Accidental Dwelling Fires in East Lothian by contributing towards the SFRS target of 10% reduction per year, over a three-year rolling period. During this quarter, we responded to 19 Accidental Dwelling Fires, which is an increase of 2 incidents from the same period last year. The long-term trend based upon incidents/10,000 population is slightly below that of both the Scottish and East Delivery Area trends.

Reasons

Of these 19 accidental dwelling fires, 11 (58%) occurred in single occupancy households and 8 within other multi occupancy properties. 11% involved the over 65 category and 53% of those in the 18-64 age category. The main causes were cooking (53%) or electrical faults (16%). 15 of the reported fires started in the kitchen with 10(53%) caused by cooking and 9 by other cause. 16(84%) of the fires were confined to the room where the fire started with all but 1 of those involving only the item first ignited. 2 fires spread further from the room of origin. Premises have been subject to the SFRS Post Domestic Incident Response procedure. It is clear from this evidence for the need in continuing to target those mostly at risk in single occupancy households as well as the need to continue to ensure those properties have working smoke detection.

Actions

During this reporting period, 284 Home Fire Safety Visits were carried out and 142 properties had smoke detectors fitted within East Lothian. In addition, we continue to work with our partners in East Lothian. During this reporting period, 284 Home Fire Safety Visits were carried within East Lothian. A number of initiatives and events aimed at reducing accidental dwelling fires were conducted. We have introduced a 'Post Domestic Incident Response' Policy, which provides a framework to ensure that engagement activity is completed in a structured and appropriate manner following incidents. Appendix I provides further details on our prevention activities in relation to this priority.



YTD ward ave. for East Lothian - 6	2012/13	2013/14	2014/15	2015/16	2016/17	Sparklines
East Lothian	71	63	56	58	41	
Musselburgh West	7	6	8	8	0	
Musselburgh East and Carberry	9	12	8	7	11	
Preston/Seton/Gosford	12	7	4	10	9	
Fa'side	14	14	8	6	7	
North Berwick Coastal	10	7	6	7	7	
Haddington and Lammermuir	6	12	10	12	2	
Dunbar and East Linton	13	5	12	8	5	

Reduction of 'All fire casualties (fatal & non-fatal (incl. p/c's))'

Fire casualty and fatality rates provide an indication of the amount of serious, life-threatening injuries that occur due to fire. This can indicate not only the success of SFRS in reducing the number of life risk fires through community fire safety and similar activities, but also their success in response activity in saving lives.

Results

There were no reported fire fatalities in the reporting period. We aim to reduce Fire Casualties in East Lothian each per year, which contributes towards the SFRS target of reducing Fire Casualties by 5% per year, over a three-year rolling period.

In this reporting period, SFRS dealt with 3 casualties due to an accidental dwelling fire. This is a decrease of 1 in comparison to the same period last year. Of the 3 reported, The long-term trend based upon casualties/10,000 population shows East Lothian as considerably less than the Scottish average and matches the East SDA average.

Lothian as considerably less than the Scottish average and matches the East SDA average.

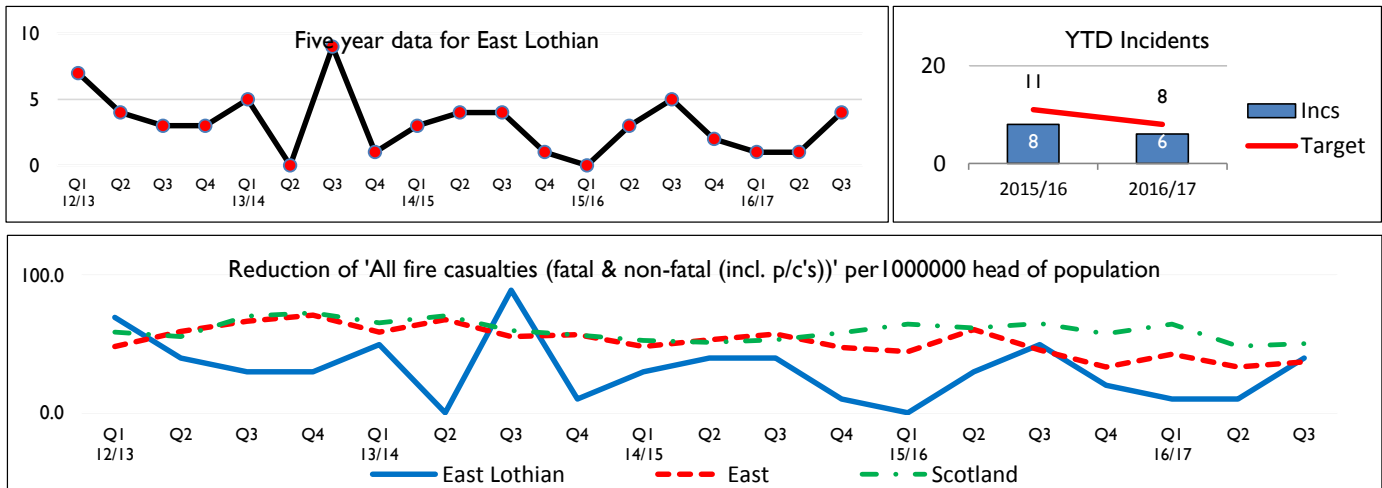
Reasons

Historically East Lothian has had low numbers of casualties from fires and it is pleasing that the trend continues to reduce. The casualties involved in the fires were taken to hospital for check up.

Actions

During this reporting period, 284 Home Fire Safety Visits were carried out and 142 properties had smoke detectors fitted within East Lothian. In addition, we continue to work with our partners in East Lothian Council and seek opportunities with social work and NHS to target those most vulnerable and at risk from fire.

14 HFSV's were generated as result of Post Domestic Incident Response and 55 referrals were received from our partner agencies



YTD ward ave. for East Lothian - I	2012/13	2013/14	2014/15	2015/16	2016/17	Sparklines
East Lothian	14	14	11	8	6	
Musselburgh West	2	0	2	4	1	
Musselburgh East and Carberry	2	1	1	0	0	
Preston/Seton/Gosford	4	2	1	0	1	
Fa'side	4	3	0	1	0	
North Berwick Coastal	0	0	2	1	3	
Haddington and Lammermuir	0	4	3	1	0	
Dunbar and East Linton	2	4	2	1	1	

Reduction of 'All deliberate fires excl. dwellings'

Although deliberate fire setting is not a significant problem for the SFRS in East Lothian there is a close link between deliberate secondary fires and other forms of anti-social behaviour. In the main, deliberate fires are secondary fires categorised into refuse/bins, grassland or derelict buildings incidents. Reduction of Deliberate Fire Setting contributes to the East Lothian Plan Single Outcome Agreement.

Results

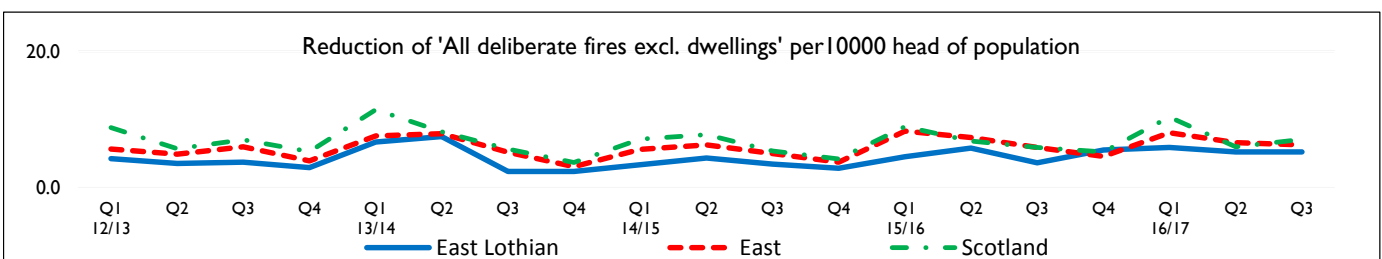
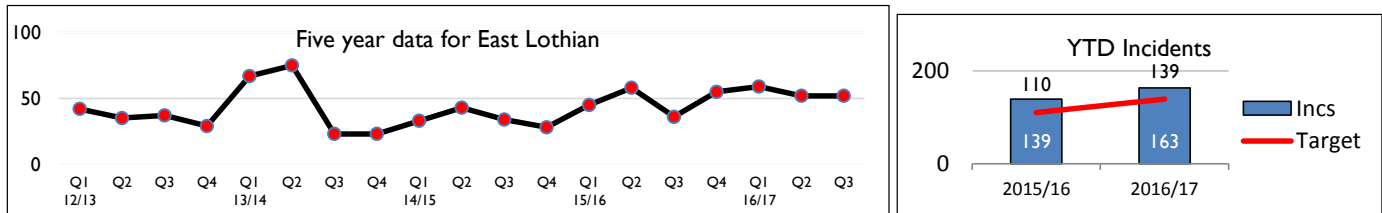
There were 54 deliberate fires during this reporting period and is an increase on Q3 last year. The year to date (YTD) number of secondary fires has increased on last year from 139 to 163. There were 16 deliberate fires during a 2 week period in October 2016 in Prestonpans. The wards mostly suffering from this type of fire are Preston/Seton/Gosford Fa'side and Musselburgh. The long-term trend based upon Deliberate Fire Setting /10,000 population identifies East Lothian as below the Scottish and East Service Delivery area average.

Reasons

During the reporting period, deliberate ignition to scrubland/woodland accounted for over 37% of deliberate fires with 53 % to refuse and bins in East Lothian. The majority of incidents occurred in Preston/Seton/Gosford and Fa'side wards which have both shown an increase compared with the YTD 2015/16.

Actions

A multi-agency approach was taken when the incident trend was identified through the TACG. There was a coordinated approach to identify areas and possible persons involved as well as continued education at Preston Lodge and Ross High schools. 2 Cooldown Courses were delivered for North Berwick and Ross High schools. There was also joint prevention activities undertaken at hotspot areas with local youths to raise awareness of the issue. We continue to focus our attention to the areas where this is an issue in terms of communication and education. 2 youths were arrested and charged with the Prestonpans incidents resulting in a decrease of incidents within that area following this.



YTD ward ave. for East Lothian - 23	2012/13	2013/14	2014/15	2015/16	2016/17	Sparklines
East Lothian	114	165	110	139	163	
Musselburgh West	18	21	15	10	12	
Musselburgh East and Carberry	32	47	27	37	31	
Preston/Seton/Gosford	26	38	21	32	52	
Fa'side	18	38	34	28	44	
North Berwick Coastal	6	1	2	7	7	
Haddington and Lammermuir	4	9	6	12	9	
Dunbar and East Linton	10	11	5	13	8	

Reduction of 'Special Service - RTCs'

Whilst much of this risk is out with the control of SFRS alone, responding to Non-Fire Emergencies such as Road Traffic Collisions is a key part of our intervention activities. The SFRS is committed to working with partners and other stakeholders to drive continuous improvement in this area. Reduction of Casualties from Non-Fire Emergencies contributes to the East Lothian Plan Single Outcome Agreement, number of people killed or seriously injured in road accidents.

Results

SFRS attended 15 Road Traffic Collisions(RTCs) during this reporting period. This is a decrease of 3 incidents from the same period last year and a reduction of 2 compared with Quarter 2, 2016. Per 10,000 head of population, East Lothian currently remains above the Scottish and East Service Delivery area trend and the highest year to date figure in the last 5 years. The majority of RTCs occurred in the Haddington/Lammermuir Ward(4) followed by Muss East/Carberry,Fa'side,Dunbar/East Linton with an even spread between the remaining Wards. Of the 15 RTCs, 5 required extrication of occupant involved. The remainder involved making the vehicle safe only or no action required.

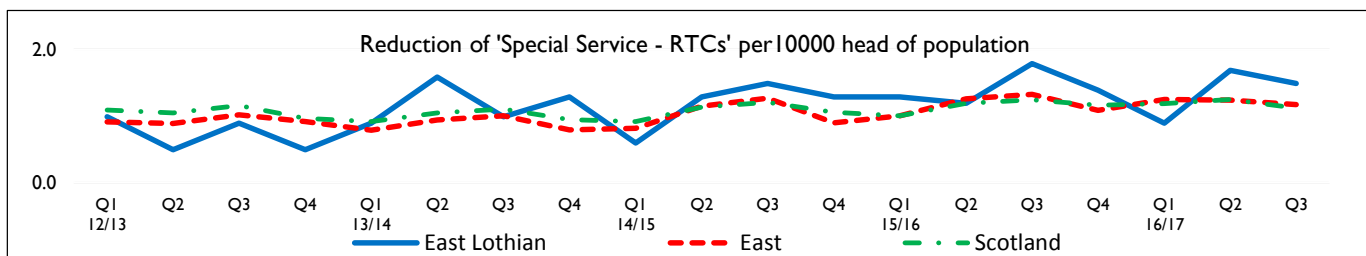
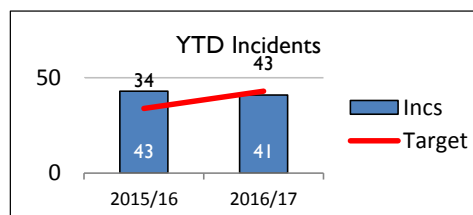
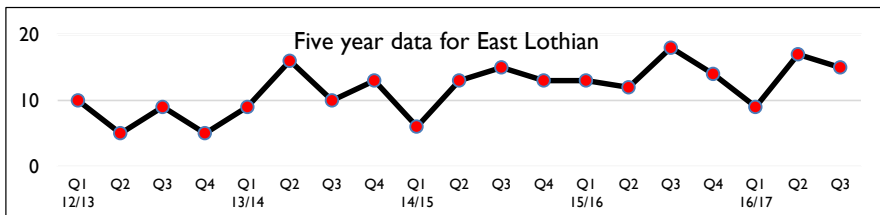
Reasons

The SFRS only attend those RTC's they are requested to attend and this number does not reflect the total number within East Lothian.

Actions

The SFRS continues to be a member of a multi-agency approach to reducing Road Traffic Collision's and the associated casualties and fatalities. The continued delivery of Tomorrow's Driver programme targeting young people is an excellent partnership approach in our drive to reducing road traffic collisions.

We continue to seek opportunities to educate local communities in support of reducing the number of RTCs and resulting casualties.



YTD ward ave. for East Lothian - 6	2012/13	2013/14	2014/15	2015/16	2016/17	Sparklines
East Lothian	24	35	34	43	41	
Musselburgh West	4	2	6	12	3	
Musselburgh East and Carberry	2	4	5	3	8	
Preston/Seton/Gosford	5	6	5	6	2	
Fa'side	3	4	11	9	5	
North Berwick Coastal	2	5	1	3	10	
Haddington and Lammermuir	4	7	1	0	6	
Dunbar and East Linton	4	7	5	10	7	

Reduction of 'Special Service Casualties - All'

Whilst much of this risk is out with the control of SFRS alone, responding to Non-Fire Emergencies is a key part of our intervention activities. The SFRS is committed to working with partners and other stakeholders to drive continuous improvement in this area. Reduction of Casualties from Non-Fire Emergencies contributes to the East Lothian Plan Single Outcome Agreement.

Results

We attended to 18 casualties from non-fire emergencies in East Lothian, which is a decrease of 5 compared with Q3 2015/16. The trend per 10,000 head of population is in line with the average of the Scottish and East service delivery areas.

We attended 2 RTCs that resulted in 2 fatalities in East Lothian. This is an increase of 1 compared to Q3 of the previous year.

We attended 2 OHCA incidents resulting in 2 fatalities.

Reasons

Of the 18 non-fatal casualties, 9 related to RTCs (with single and multiple casualties), 6 incidents related to crews responding to out of hospital cardiac arrests or assisting the Ambulance Service and 1 incident related to another outdoor location. 7 incidents attended required the extrication of casualties.

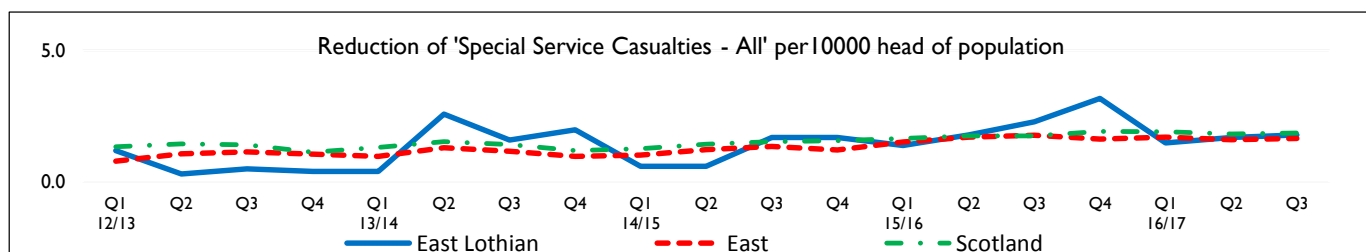
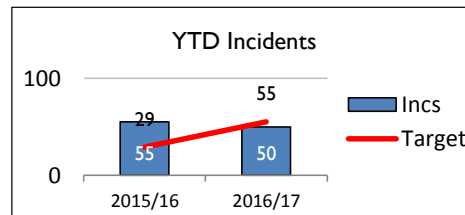
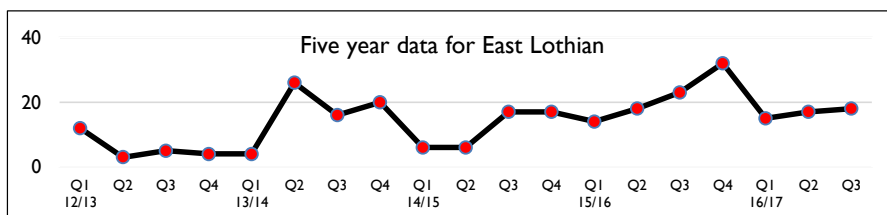
As the SFRS continue to assist with medical emergencies as co or first responders, the number of events is likely to increase.

Actions

The SFRS is a member of a multi-agency approach to reducing Road Traffic Collision's and the associated casualties and fatalities. The continued delivery of Tomorrow's Driver programme targeting young people is an excellent partnership approach to reducing road traffic collisions.

We continue our full commitment to the Scottish Government Strategy relating to Out of Hospital Cardiac Arrest (OHCA) and significantly increasing survivability rates through co responding and education.

We will also continue to respond to the communities needs in terms of other non-fire emergencies.



YTD ward ave. for East Lothian - 7	2012/13	2013/14	2014/15	2015/16	2016/17	Sparklines
East Lothian	20	46	29	55	50	
Musselburgh West	4	4	7	10	4	
Musselburgh East and Carberry	4	3	5	5	12	
Preston/Seton/Gosford	2	1	4	15	8	
Fa'side	2	1	6	5	8	
North Berwick Coastal	2	4	2	9	7	
Haddington and Lammermuir	1	16	3	2	5	
Dunbar and East Linton	5	17	2	9	6	

Reduction of 'False Alarm - UFAs'

Unwanted Fire Alarm Signals (UFAS) are defined as incidents where an automated fire alarm system activates and results in the mobilisation of SFRS resources, when the reason for that alarm turns out to be connected with faulty or defective alarm equipment. The SFRS is committed to working with partners and other stakeholders to reduce Unwanted Fire Alarm Signals.

Results

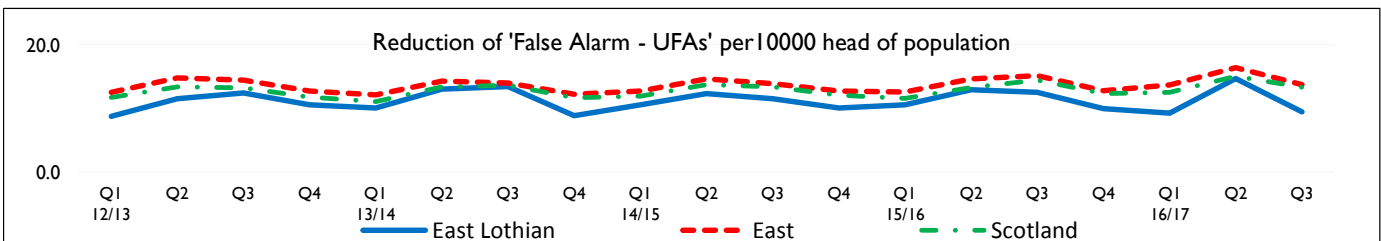
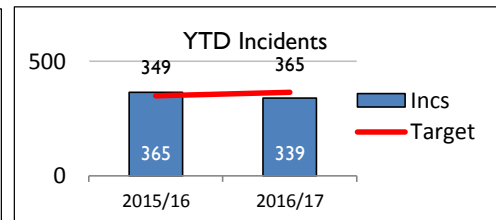
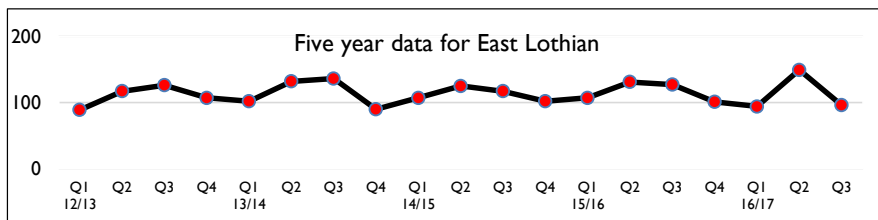
SFRS attended 96 UFAS incidents during this reporting period. It is pleasing to note that this is a significant decrease of 31 compared with the same period last year. This decrease is across all main causation factors. In comparison to Q2 2016/17, there is a decrease of 53 attendances. East Lothian trend line continues to be significantly below that of Scotland and the East Service Delivery area.

Reasons

Of the 96 Unwanted Fire Alarm Signals incidents we attended, 23% were unwanted caused by failure within the fire alarm system, 37% were caused by human errors (Testing, Cooking/Burnt toast, Aerosols and 2% were malicious.

Actions

We continue to monitor UFAS calls and our Fire Safety Enforcement Officers work closely with premises to reduce further UFAS incidents. This includes discussing technological, procedural and management solutions in order to prevent future UFAS incidents. These proactive actions are clearly having a positive impact in reducing the number of calls to premises.



YTD ward ave. for East Lothian - 48	2012/13	2013/14	2014/15	2015/16	2016/17	Sparklines
East Lothian	332	370	349	365	339	
Musselburgh West	67	73	59	68	66	
Musselburgh East and Carberry	55	63	65	66	55	
Preston/Seton/Gosford	24	30	32	36	22	
Fa'side	39	36	49	54	50	
North Berwick Coastal	53	58	42	62	56	
Haddington and Lammermuir	77	50	61	46	47	
Dunbar and East Linton	17	60	41	33	43	

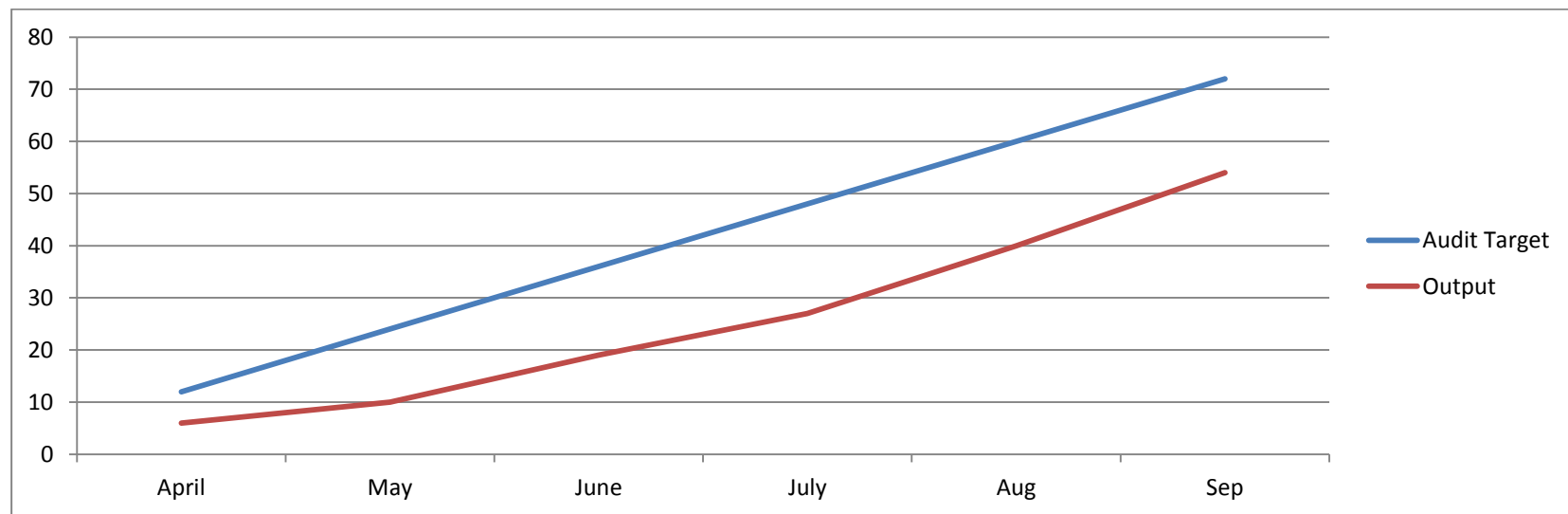
Prevention & Protection Activities

Quarter 3 October 1st -December 31st 2016

Fire Safety Enforcement Audits

The figures represent the audit workloads delivered by the East Lothian Fire Safety Enforcement Officer (FSEO). Following the Scottish Fire and Rescue Service (SFRS) Enforcement Framework, local deployment ensures compliance for relevant premises in terms of the Fire Scotland Act (2005) and associated Fire Safety Regulations. The quarter 3 audits are below target but there has been an improvement in the output. Having one enforcement officer will see fluctuations in regard to this reporting framework but the focus will continue with those premises with sleeping accommodation and present a higher life risk. The audits delivered during quarter 3 have included 5 hospital premises, 4 care homes and 6 hostels. The audit work has also commenced on East Lothian Schools as part of a reduction plan for unwanted fire alarm signals.

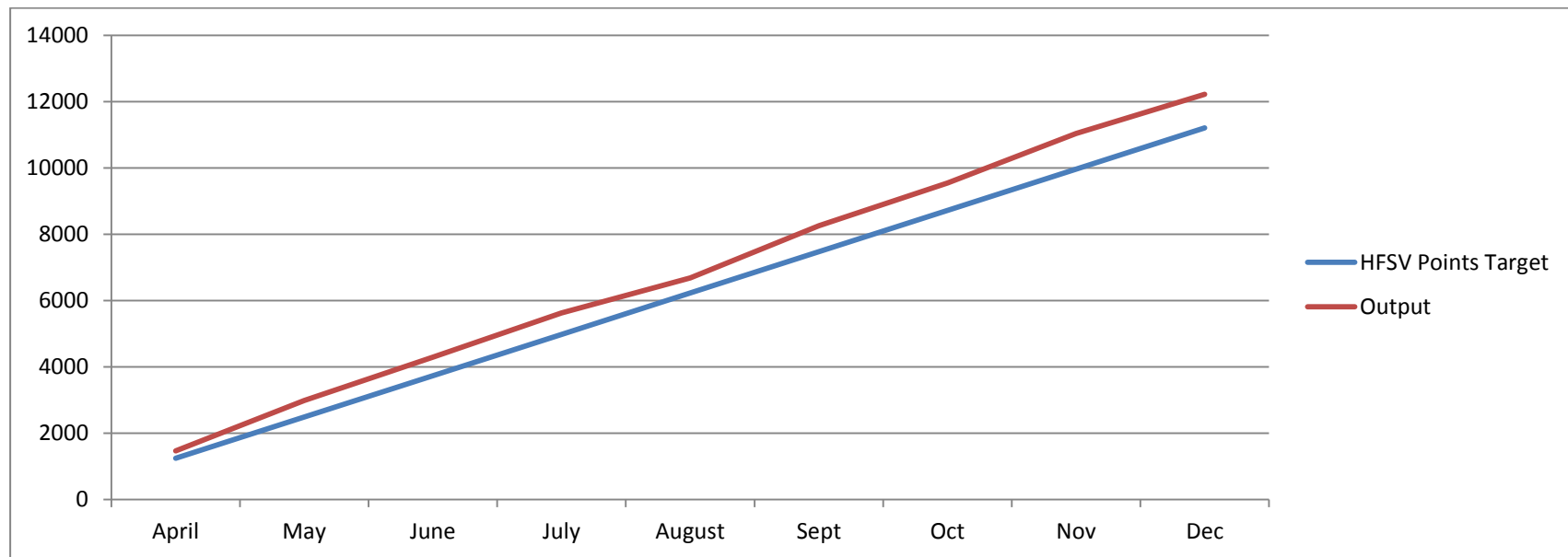
	Apr	May	Jun	Jul	Aug	Sept	Oct	Nov	Dec	Jan	Feb	Mar	Total
Target:	12	24	36	48	60	72	84	96	108	120	132	144	144
Completed:	6	10	19	27	40	54	75	84	84				



Home Fire Safety Visits

The delivery of Home Fire Safety Visits (HFSVs) is the corner stone of the SFRS Community Safety Engagement Framework. By visiting households and providing fire safety advice and free smoke alarms the numbers of dwelling fires and casualties will be reduced. To target the highest risk households across East Lothian, a points allocation based on risk and an associated target has been set (24 points per high, 8 per medium, 4 per low risk visit). This will ensure valuable resources are put to use with greatest effect and it is pleasing to report an above target return. During quarter 3 at total of **284 HFSVs** were delivered in East Lothian with free smoke alarms fitted during **142** of these visits (Q2 153).

	Apr	May	Jun	Jul	Aug	Sept	Oct	Nov	Dec	Jan	Feb	Mar	Total
Target	1245	2490	3735	4980	6225	7470	8715	9960	11205	12450	13695	14940	14940
Completed	1468	2988	4292	5620	6684	8252	9544	11040	12220				



Total visits delivered in Q3 2016/17 by ward area of East Lothian:

The following table gives a good indication of the coverage across East Lothian where the SFRS delivers Home Fire Safety Visits.

Ward Area	Visits delivered in Q1 2016/17	Visits delivered in Q2 2016/17	Visits delivered in Q3 2016/17
Dunbar and East Linton	17	20	28
Fa'side	54	67	60
Haddington and Lammermuir	26	24	21
Musselburgh East and Carberry	59	49	49
Musselburgh West	42	50	45
North Berwick Coastal	24	27	34
Preston/Seton/Gosford	70	55	47
TOTAL	292	292	284

Partnership Working

Youth Engagement

- During Quarter 3, the community action team delivered two Fireskills (Cooldown Crew) courses for North Berwick High School and Ross High School, Tranent. Working with and supported by the schools to deliver these courses which give an excellent opportunity for some of East Lothian's young people.
- In the lead up to bonfire night and in support for the SFRS Autumn Thematic Action Plan (TAP) crews from Musselburgh visited local schools to deliver bonfire/firework safety talks engaging with just under 600 pupils and staff. Although not a hugely significant problem for the Community in East Lothian, it is always worth putting out important safety messages at this time of year.
- In the lead up to bonfire night, East Lothian's community firefighter conducted joint evening patrols with Police Scotland and ELC Community Wardens to engage with young people and to identify unauthorised bonfires. This again was to reduce the likelihood of harm from unsafe fires or fireworks misuse and reduce any likely community impact and the impact on the emergency services.

Vulnerable Adults

- The local fire crews within East Lothian have generated six Adult Protection referrals (AP1) during quarter 3, following locally agreed processes to meet the SFRS Safeguarding Policy.
- The Local Area Liaison Officer (LALO) continues to attend or provide information relevant to fire risk for the monthly Multi Agency Risk Conference (MARAC). One enhanced home safety visit was completed because of a MARAC referral.
- The LALO delivered two training sessions to East and Mid Women's Aid on a pathway for the Community Safety Engagement Toolkit (CSET), which will allow support workers to make direct referrals into the SFRS system. These sessions generated an invite to visit women's refuges in East and Mid Lothian to deliver fire safety inputs. Dalkeith and Musselburgh Fire Station personnel will undertake these visits commencing in 2017.

Home Safety Visit Referrals

- Referrals from partner agencies for East Lothian in quarter 3 totalled 55,

East Lothian Community Access Team = 37
East Lothian Housing Association = 9
Castle Rock Edinvar Housing Association = 4
Homes for Life Housing Partnership Limited = 1
Social Services = 4

14 HFSV's generated as result of Post Domestic Incident Response

- The LALO is actively engaged in communicating with housing associations to deliver training and familiarisation in Fire Safety and the referral process onto our CSET system.
- Our partnership with East Lothian Falls team commenced on 17th October, this has resulted in 12 falls referrals being submitted by the SFRS whilst carrying out Home Fire Safety Visits. The LALO is providing support to SFRS fire station personnel in the early stages of this pilot to deal

with any issues in delivery. The evaluation of this initiative will commence during quarter 4 2016/17.

Other Work Completed or In Progress

Detailed below are further areas of work the Community Action Team (CAT) have completed or is in progress for this Quarter.

- The LALO is involved in discussions with police and community wardens to deliver joint presentations on ASB to high schools in East Lothian. Input to begin in February 2017
- LALO is actively involved with the problem solving partnership meetings for Forrester's Park, Tranent and Brunton Hall Musselburgh.
- The CAT continues to support both Whole time and RDS Stations within the MELSB area with the Seasonal Thematic Action Plans (TAP), with the Autumn TAP concluded and the Winter TAP underway in Quarter 3.
- The CAT team have accessed the following events to better prepare the team for supporting a wider community safety agenda.

Violence against women training level 2
Choose Life Event at Queen Margaret University
Transgender Awareness Session

Steve Gourlay
Group Manager

Mid/East Lothian and Scottish Borders Prevention and Protection

Scrutiny Report 1st October - 31st December 2016

East Lothian



4

"The data provided in this report is for information purposes to allow Partnership Members to conduct their scrutiny responsibilities. There may be minor amendments between the information in this report and the final statistics – for example: due to delayed reporting or recording of crimes, road crashes or incidents. It would not therefore be accurate or appropriate to refer to, quote or use the data in this report as official statistics. The extraction date from recording systems can differ so data should be seen as accurate on date of extraction by may still be dynamic. All data in the report is to indicate trend only as figures will change over time"

Local Priorities
Indicator 1 - Detection Rate: Groups 1 to 5 Crimes
Target - Increase from 2015/16

Current situation

On target. Up 1.5% on last year and up 2% on 5 year average.

Reasons

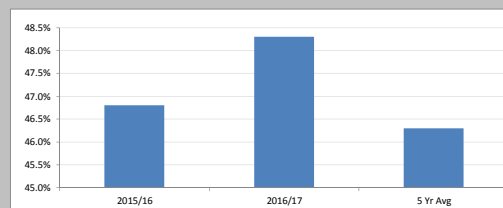
Group 1-5 crime includes violence, indecency, dishonesty and fire-raising/ malicious mischief offences and also crimes that are detected through more pro-active Policing. Detection rate in East Lothian is 2% above the 5 year average.

What are we doing

- Intelligence led targeting of known offenders, hot-spots and anti-social behaviour through proactive policing. For example, Operation Jigsaw and Operation Wolfcastle.
- High visibility patrols by local community & funded officers as directed by divisional tasking process & also through Multi-Agency tasking and Coordinating Group.
- Multi-Agency collaboration e.g. Partnership interventions (CCTV, ASB teams, Trading Standards and Housing Associations etc.).
- School talks by Youth Community Officers providing a prevention message.

Indicator 1 - Detection Rate: Groups 1 to 5 Crimes

Division TYTD	EL 2015/16	EL 2016/17	5 Yr Avg	Change
46.5%	46.8%	48.3%	46.3%	1.5%



Local Priorities
Indicator 2 - Reduce the number of Domestic Housebreaking Offences
Target - Decrease from 2015/16

Current situation

Off target with an increase of 8.9% from last year.

Reasons

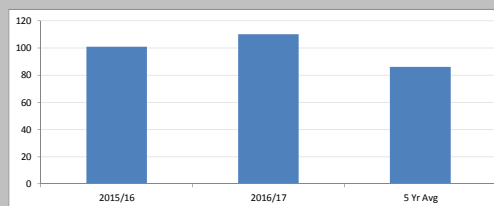
The increase of 8.9% amounts to 9 additional crimes compared to this same time last year. There was a significant increase in the number of housebreakings in October and November but robust enquiries have resulted in a proportion of those who were responsible being arrested and reported to the Procurator Fiscal.

What are we doing

- Prevention, proactive and reassurance, target hardening of repeat victims, visits to vulnerable premises.
- East Lothian Community Action Team and Community officers undertaking reassurance patrols and other Prevention activity.
- ASBO craved routinely for all offenders convicted of housebreaking related offences in East Lothian through ASB Team.
- Crime Prevention Surveys.
- Robust enforcement activity utilising local/regional and national support.
- Op Monarda activity focusing on vulnerable members of the community.
- Architectural Liaison consultations/reports, Secure by Design accreditation for new buildings and developments.

Indicator 2 - Reduce the number of Domestic Housebreaking Offences

Division TYTD	EL 2015/16	EL 2016/17	5 Yr Avg	Change
428	101	110	86	8.9%



Local Priorities
Indicator 3 - Increase detection rate in respect of Domestic Housebreakings
Target - Increase from 2015/16

Current situation

Off target with a decrease of 6.4% from last year.

Reasons

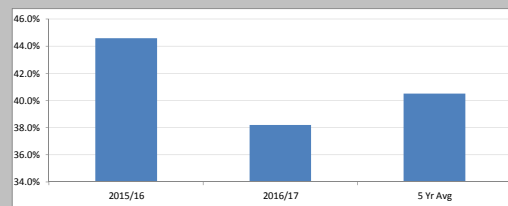
Albeit there is still a decrease in the detection rate, there has been a significant improvement from the last quarter (an improvement of 14.6%). There was a spate of housebreakings in October and November but significant successes in detections have improved this figure. The current detection rate has improved from the same period last year.

What are we doing

- Operation Reduce and Capture (RAC).
- Joint work with police officers across East of Scotland and Road Policing resource allocation.
- Operation Greenbay sharing intelligence and working in a co-ordinated manner to tackle offenders.
- ASBO proceedings in relation to housebreaking offenders.
- Community and Funded officers undertaking high visibility patrols to enforce ASBO's and deter criminality.
- Community Investigation Unit co-ordinated work across area.
- Crime Prevention Surveys.
- Fast-tracking positive Scenes of Crime evidence.
- Media releases, providing security and safety advice.

Indicator 3 - Increase detection rate in respect of Domestic Housebreakings

Division TYTD	EL 2015/16	EL 2016/17	5 Yr Avg	Change
32.9%	44.6%	38.2%	40.5%	-6.4%



Priority 1 - Protecting People
Indicator 4 - Reduce the number of Domestic Abuse Incidents reported
Target - Decrease from 2015/16

Current situation

Off target with an increase of 5.3% from last year.

Reasons

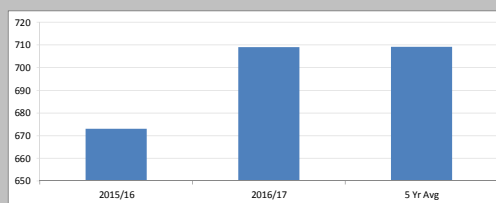
There have been a number of high profile media campaigns around periods when the risk is significantly higher i.e Festive period, striving to increase awareness and encouraging the reporting of this type of crime. This year to date has seen 36 more Domestic Abuse Incidents reported from last year. Disclosure Scheme Domestic Abuse was rolled out nationally on 1 October 2015. Through the scheme people can request a disclosure if they believe their current partner may have an abusive past, or a request can be made on their behalf. Domestic Abuse remains a Police Scotland priority and we continue to deal with these type of incidents robustly. Police Scotland continues to undertake work with partners to tackle domestic abuse, and to outline the scale of domestic abuse in Scotland, the needs of victims and the time devoted by Police Scotland.

What are we doing

- A thorough and robust investigation process is in place.
- Pro-active Domestic Abuse bail checks.
- MATAC (Multi Agency Tasking and Co-ordination): responsible for identifying and targeting High Risk Domestic Offenders.
- MARAC (Multi Agency Risk Assessment Conference): responsible for identifying and protecting High Risk victims of domestic abuse.
- Officers trained in risk assessment through domestic abuse questionnaire.
- Domestic Abuse investigation unit in place dealing with complex and high tariff cases.
- iVPD's - Risk & Concern management and assessment in conjunction with Partner Agencies.
- Strong National Police Scotland media campaigns.

Indicator 4 - Reduce the number of Domestic Abuse Incidents

Division TYTD	EL 2015/16	EL 2016/17	5 Yr Avg	Change
3903	673	709	709.2	5.3%



Priority 1 - Protecting People
Indicator 5 - Increase the detection rate for Domestic Abuse crimes
Target - Increase from 2015/16

Current situation

Off target with a decrease of 11.1% from last year.

Reasons

The focus on Domestic Abuse over the past three years has resulted in an increase in reporting which has been evident in the longer term incident trend with incident levels peaking in 2014/15. As such it would be expected that this increase would slow to a level with a good balance between proactively impacting on the issue and encouraged reporting.

A number of these reports are historical in nature and as such more complex to investigate.

As part of a divisional initiative, Operation Jigsaw, a full review of all Domestic Abuse crimes is now underway to ensure a thorough and robust investigation in each and every incident.

Please note, that the '5 year average' data is not available for detection rates of Domestic Abuse crimes.

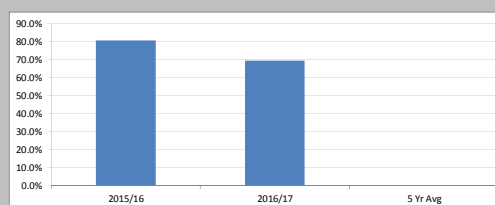
What are we doing

- A thorough and robust investigation process is in place.
- Pro-active Domestic Abuse bail checks.
- MATAC (Multi Agency Tasking and Co-ordination): responsible for identifying and targeting High Risk Domestic Offenders.
- MARAC (Multi Agency Risk Assessment Conference): responsible for identifying and protecting High Risk victims of domestic abuse.
- Officers trained in risk assessment through domestic abuse questionnaire.
- Domestic Abuse investigation unit in place dealing with complex and high tariff cases.
- IVPD's - Risk & Concern management and assessment in conjunction with Partner Agencies.
- Strong National Police Scotland media campaigns.
- Mental Health Crisis and Suicide Intervention.

Police Scotland Safer Communities have rolled out national training products in respect of Mental Health Crisis and Suicide Intervention. The training was developed in conjunction with NHS Scotland to teach officers and staff about effectively managing mental health incidents and raise awareness of mental health in communities. The training is mandatory for all special constables, police officers up to the rank of Inspector and staff who are in regular face to face contact with the public, e.g. custody staff. It has been delivered on-line and through a half day training course and is due to be completed by the end of February 2017. The training is incorporated into initial training programmes to ensure new staff are trained.

Indicator 5 - Increase the detection rate for Domestic Abuse crimes

Division TYTD	EL 2015/16	EL 2016/17	5 Yr Avg	Change
75.3%	80.5%	69.4%	N/A	-11.1%



Priority 1 - Protecting People
Indicator 6 - Ensure 95% of Domestic Abuse initial Bail checks under 24-hour prescribed time limit
Target - exceed 95%

Current situation

Off target with a decrease of 0.1% from last year.

Reasons

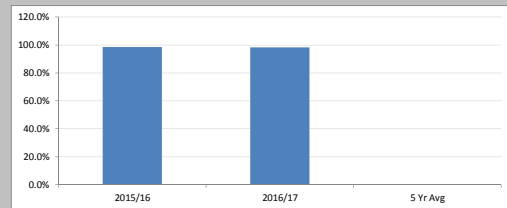
This figure has shown a decrease, it is still 3.4% above the set limit. Supervisors and officers are fully aware of the importance of these checks and as such a disciplined tasking process is in place between the courts and the police.

What are we doing

- A thorough and robust investigation process in place.
- Pro-active Domestic Abuse bail checks.
- MATAC (Multi Agency Tasking and Co-ordination): responsible for identifying and targeting High Risk Domestic Offenders.
- MARAC (Multi Agency Risk Assessment Conference): responsible for identifying and protecting high risk victims of domestic abuse.
- All officers now trained in risk assessment through domestic abuse questionnaire.
- Domestic Abuse Investigation unit in place dealing with complex and high tariff cases.
- Domestic Abuse Task Force covering East Of Scotland, to investigate serious & complex cases identified by Police/partner agencies.
- Addressing conversion rates from incidents to crimes.

Indicator 6 - Ensure 95% of Domestic Abuse initial Bail checks are conducted within the 24-hour prescribed time limit

Division TYTD	EL 2015/16	EL 2016/17	5 Yr Avg	Change
99.4%	98.5%	98.4%	N/A	-0.1%



Priority 1 - Protecting People
Indicator 7 - Increase the detection rate for Sexual Offences (Group 2 Crime)
Target - Increase from 2015/16

Current situation

On target with a increase of 0.2% from last year.

Reasons

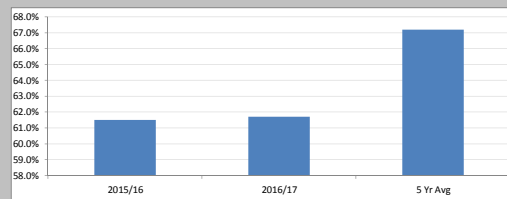
There has been a 64% rise of Sexual crimes being reported compared to this time last year and many of these investigations are historical in nature. These historical offences remain on-going live investigations due to protracted/complex nature; some of these offences date back to the 1960's. Sexual crime reports has increased this year, we are taking every opportunity presented to us to deal with offences within a domestic settings, it is encouraging that victims feel more confident in coming forward and reporting such crimes, no matter how long ago they may have happened. To maintain the detection rate to this level while dealing with such a rise in recorded crime demonstrates the commitment and professionalism of both frontline and specialist Officers.

What are we doing

- Dedicated Public Protection Unit with specialist officers providing support and investigation lead.
- Specialist Divisional Rape Investigation Unit.
- Systematic review of all Group 2 crimes and analysis to identify crime patterns.
- Multi-agency protection measures through Child and Adult Protection Services.
- Utilising Banning Orders and other relevant legislation.

Indicator 7 - Increase the detection rate for Sexual Offences (Group 2 Crime)

Division TYTD	EL 2015/16	EL 2016/17	5 Yr Avg	Change
65.7%	61.5%	61.7%	67.2%	0.2%



Priority 2 - Reducing Anti-Social Behaviour
Indicator 8 - Reduce the number of Disorder incidents
Target - N/A

Current situation

Off target with a increase of 6.9% from last year.

Reasons

As outlined in the Scrutiny report from the last quarter, a Short-Life working Group was formed within East Lothian to explore data recording changes and other factors impacting upon Disorder and Antisocial Behaviour. The group had found that increases in the incidents that were recorded were partly due to recent improvements in data capture methods and call handling capacity within East Lothian and Police Scotland. Again, while there have been increases year to date the findings of the Working Group predicted that this increase will reduce as the number of incidents recorded should become more consistent and as a result, this increase should continue to level off. (The rise has reduced from 11.9% in the last quarter).

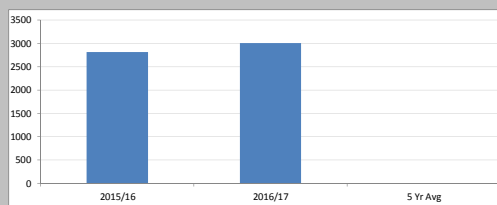
*Please note that Police Scotland do not produce 5 yr average as figures pre Police-Scotland cannot be validated.

What are we doing

- The efforts to address Antisocial Behaviour will continue and working with partners to ensure intelligence led patrols and preventative work is effective and efficient reassuring residents that they are safe to reside and visit East Lothian.
 - Much of the work comes as a result of the multi agency ASB Team which works from Tranent and includes ASB officers, Housing, Police (including Funded Officers) and Community Wardens co-located using a process which reviews all relevant incidents daily and a weekly Tasking and Co-ordinating Meetings which incorporates other partners such as Council CCTV, Fire Service and Youth Workers to proactively deploy intelligence led resources.
 Youth Community Officers, Community Fire Officers and Community Ward Officers have been developing ASB school talks for delivery in East Lothian High Schools.

Indicator 8 - Reduce the number of Disorder incidents

Division TYTD	EL 2015/16	EL 2016/17	5 Yr Avg	Change
15,517	2,816	3,010	N/A	6.9%



Priority 2 - Reducing Anti-Social Behaviour (ASB)
Indicator 9 - Reduce the number of ASB incidents
Target - Decrease from 2015/16

Current situation

Off target with a increase of 12% from last year.

Reasons

ASB incidents, are defined for counting purposes as, Complaint, Disturbance, Noise, Neighbour Dispute, Drinking in Public, Communications and Vandalism; the last 3 categories are in addition to those that are reported as Disorder incidents (Indicator 8).

As outlined in Indicator 8, the Scrutiny report from the last quarter, a Short-Life working Group was formed within East Lothian to explore data recording changes and other factors impacting upon Disorder and Antisocial Behaviour. Again, while there have been increases year to date, the findings of the Working Group predicted that this increase will reduce as the number of incidents recorded should become more consistent and as a result, this increase should continue to level off. (The rise has reduced from 20% in the last quarter).

Operation Wolf Castle involved a partnership team, including Police, Community Wardens and East Lothian CLD workers to providing enhanced and dedicated high visibility patrols and diversionary work. Deployed initially in Prestonpans and Musselburgh but as this issue reduced, this has been extended across the County, to tackle an increase in anti-social behaviour and disorder incidents. More recently, a Youth ASB issue has arisen in Haddington and these patrols have provided part of a multi agency response. A Problem Solving Partnership has been convened and a number of responses to this issue have already been actioned.

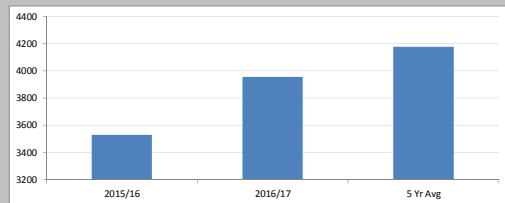
*Please note that Police Scotland do not produce 5 yr average as figures pre Police-Scotland cannot be validated.

What are we doing

- The efforts to address Antisocial Behaviour will continue and working with partners to ensure intelligence led patrols and preventative work is effective and efficient reassuring residents that they are safe to reside and visit East Lothian.
- Much of the work comes as a result of the multi agency ASB Team which works from Tranent and includes ASB officers, Housing, Police (including Funded Officers) and Community Wardens co-located using a process which reviews all relevant incidents daily and a weekly Tasking and Co-ordinating Meetings which incorporates other partners such as Council CCTV, Fire Service and Youth Workers to proactively deploy intelligence led resources.
- Youth Community Officers, Community Fire Officers and Community Ward Officers have been developing ASB school talks for delivery in East Lothian High Schools.
- 128 Parental Advisory Letters have been sent out during this quarter informing parents/carers of their child's potential involvement in ASB.
- A 'Repeat Complainers' list has now been compiled and there is a pro-active procedure to try to reduce the number of calls that these generate. Efforts continue to address these issues with visits being carried out by local CBO's or ELC ASB Officers, with joint visits also being conducted.
- Enquiries regarding the 'hotspots' in Prestonpans and Haddington have identified some individuals who were engaging in ASB. These individuals have been cautioned and charged accordingly and have open cases with ELC ASB Team, and are currently being dealt with under ELC ASB Policy.

Indicator 9 - Reduce the number of ASB incidents

Division TYTD	EL 2015/16	EL 2016/17	5 Yr Avg	Change
20,241	3531	3956	4177.4	12.0%



Priority 2 - Reducing Anti-Social Behaviour
Indicator 10 - Reduce the number of Hate Incidents
Target - Decrease from 2015/16

Current situation

Off target with an increase of 12.8% from last year.

Reasons

The 12.8% increase in the number of Hate Incidents is equivalent to 5 additional incidents. Since the last quarter there have been regular Social Media posts promoting Hatecrime awareness. Police Scotland promoted Hate Crime Awareness Week in October, taking part in Roadshows and a Social Media campaign throughout this week. Youth Community Officers also conducted several inputs on Hate Crime, within schools across the County.

East Lothian has 20 Third Party Reporting sites across the County in order to encourage reporting of such incidents.

Hate Crime is a priority in East Lothian and across the whole of Scotland and the recent campaign seeks to reinforce the message that prejudice based on sexual orientation, transgender identity, disability, racial or religious lines will not be tolerated.

Continued multi agency risk assessment and robust enforcement help mitigate the harm and raise awareness throughout communities.

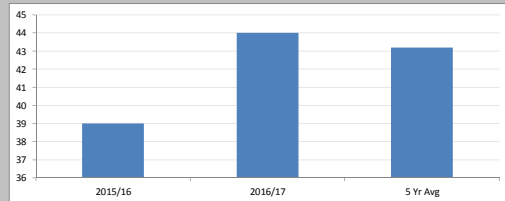
*Please note that Police Scotland do not produce the number of Hate Crime incident reported via Third Party Reporting Centres.

What are we doing

- A thorough and robust investigation process in place and monitored by Community Inspectors.
- ASB Team review at the weekly Tasking and Co-ordinating & Adult Monitoring Groups.
- Agenda item on daily Police Tactical Tasking and Co-ordinating process providing governance.
- Risk undertaken by Public Protection Unit and Local Authority Liaison Officer.
- Youth Community Officers providing inputs with Schools on the subject of Hate crime, raising awareness of this subject
- Planned expansion of Third Party Reporting sites.

Indicator 10 - Reduce the number of Hate Incidents

Division TYTD	EL 2015/16	EL 2016/17	5 Yr Avg	Change
301	39	44	43.2	12.8%



Priority 2 - Reducing Anti-Social Behaviour
Indicator 11 - Reduce the number of Hate Crimes
Target - Decrease from 2015/16

Current situation

Off target with an increase of 17.1% from last year.

Reasons

The 17.1% increase in the number of Hate Crimes is equivalent to 6 additional Crimes. As with indicator 10, since the last quarter there have been regular Social Media posts promoting Hate Crime awareness. Police Scotland promoted Hate Crime Awareness Week in October, taking part in Road Shows and a Social Media campaign throughout this week. Youth Community Officers also conducted several inputs on Hate Crime, within schools across the County.

East Lothian has 20 Third Party Reporting sites across the County in order to encourage reporting of such incidents.

Hate Crime is a priority in East Lothian and across the whole of Scotland and the recent campaign seeks to reinforce the message that prejudice based on sexual orientation, transgender identity, disability, racial or religious lines will not be tolerated.

Continued multi agency risk assessment and robust enforcement help mitigate the harm and raise awareness throughout communities.

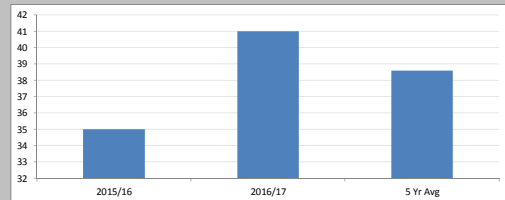
*Please note that Police Scotland do not produce the number of Hate Crime incident reported via Third Party Reporting Centres.

What are we doing

- A thorough and robust investigation process in place and monitored by Community Inspectors.
- ASB Team review at the weekly Tasking and Co-ordinating & Adult Monitoring Groups.
- Agenda item on daily Police Tactical Tasking and Co-ordinating process providing governance.
- Risk undertaken by Public Protection Unit and Local Authority Liaison Officer.
- Youth Community Officers providing inputs with Schools on the subject of Hate crime, raising awareness of this subject.
- Planned expansion of Third Party Reporting sites.
- Regular analysis of Hate Incidents is undertaken in order to tackle any emerging trends.

Indicator 11 - Reduce the number of Hate Crimes

Division TYTD	EL 2015/16	EL 2016/17	5 Yr Avg	Change
272	35	41	38.6	17.1%



Priority 2 - Reducing Anti-Social Behaviour
Indicator 12 - Increase the detection rate for Hate Crime
Target - Increase from 2015/16

Current situation

Off target with a decrease of 28.6% from last year.

Reasons

There has been an increase in Hate crimes reported compared to this time last year and of these crimes a number are and remain active and ongoing enquiries, and this figure is prone to fluctuations. The current detection rate as at 08/02/2017 is sitting at 78.2%.

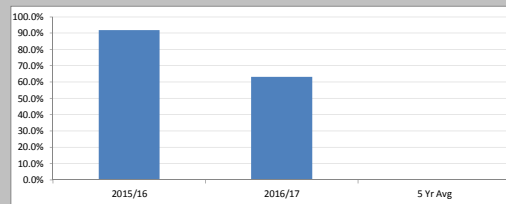
Please note that the '5 year average' data is not available. Hate Crime is not substantive but classed as an aggravator and the data is sourced from the Interim Vulnerable Persons Database (iVPD) system, which was only introduced 3 years ago.

What are we doing

- Robust investigation and review process.
- Sharing intelligence and using it to target patrols and be visible in the right place, at the right time.
- Daily review of iVPD Hate Crime referrals to capture any missed opportunities.

Indicator 12 - Increase the detection rate for Hate Crime

Division TYTD	EL 2015/16	EL 2016/17	5 Yr Avg	Change
73.3%	91.9%	63.3%	N/A	-28.6%



Priority 3 - Reducing Violence
Indicator 13 - Reduce the level of Group 1 Violent Crime
Target - Decrease from 2015/16

Current situation

Off target with an increase of 75% from last year.

Reasons

There has been an increase of 33 violent crimes reported compared to this time last year.

The largest increase has been Serious Assaults, which has risen from 16 to 36 crimes. In all but 2 of the incidents, the Victim and offender/suspect were known to one another.

Again, in response to this rise, a full review has taken place of all Group 1 Violent Crime and this revealed no real pattern to these offences, many of them were Domestic incidents with no previous history of Domestic issues. This can be viewed in a positive light in that victims have an increased confidence to report these incidents to Police.

Also worthy of note is that none of the Serious Assaults were attributed to Licensed Premises.

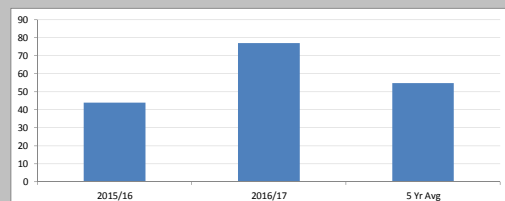
It is also worth noting that the detection rate for Violent Crime currently sits at 78% and that there were no murders.

What are we doing

- Enhanced offender management processes.
- Intelligence led targeting of known offenders, hot-spots and antisocial behaviour through proactive policing.
- High visibility patrols by local community and funded officers as directed by police divisional tasking process and also through multi-agency Tasking and Co-ordinating Group process.
- Multi-agency collaboration e.g. Partnership interventions (CCTV, ASB teams, Community Wardens, Police Funded Team, Scottish Prison Service and Housing Associations etc).
- East Lothian officers have been promoting prevention advice attending at various public events across the County providing advice and inputs in relation to Get Safe On-Line. This has also involved the Youth Community Officers providing inputs at schools across East Lothian.
- Get Safe On-Line Prevention Media messages.
- Developing school inputs in partnership with High Schools about the dangers of Violent and Knife crime.

Indicator 13 - Reduce the level of Group 1 Violent Crime

Division TYTD	EL 2015/16	EL 2016/17	5 Yr Avg	Change
431	44	77	54.8	75.0%



Priority 3 - Reducing Violence
Indicator 14 - Increase the number of positive Stop and Searches for Offensive Weapons
Target - Increase from 2015/16

Current situation

An enhanced version of the National Stop & Search Database commenced on 1 June 2015. The enhanced database brought significant changes in the process of data capture and the methodology for recording data items. No previous year to date figures are provided as it has been previously acknowledged this data is not 100% accurate, therefore comparisons will provide misleading results or invalid conclusions. Management Information and data in respect of stop and search can be found on the Police Scotland website via <http://www.scotland.police.uk/about-us/police-scotland/stop-and-search-data-publication>.

Reasons

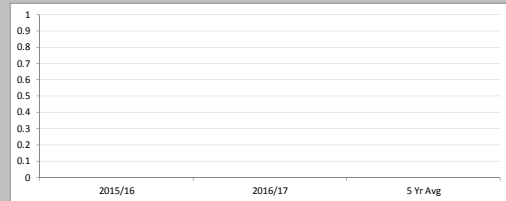
No comparative data is available for stop search figures.

What are we doing

Intelligence led and proactive targeting using the concept of right person, right place, at the right time.
 All Officers have attended training whereby the new guidance surrounding Stop/Search has been rolled out.

Indicator 14 - Increase the number of positive Stop and Searches for Offensive Weapons

Division TYTD	EL 2015/16	EL 2016/17	5 Yr Avg	Change
N/A	N/A	N/A	N/A	N/A



Priority 4 - Tackling Substance Misuse
Indicator 15 - Increase the number of positive Stop and Searches for Controlled Drugs
Target - Increase from 2015/16

Current situation

An enhanced version of the National Stop & Search Database commenced on 1 June 2015. The enhanced database brought significant changes in the process of data capture and the methodology for recording data items. No previous year to date figures are provided as it has been previously acknowledged this data is not 100% accurate, therefore comparisons will provide misleading results or invalid conclusions. Management Information and data in respect of stop and search can be found on the Police Scotland website via <http://www.scotland.police.uk/about-us/police-scotland/stop-and-search-data-publication>.

Reasons

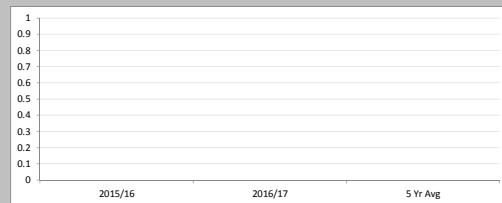
No comparative data is available for stop search figures.

What are we doing

Intelligence led and proactive targeting using the concept of right person, right place, at the right time.
 All Officers have attended training whereby the new guidance surrounding Stop/Search has been rolled out.

Indicator 15 - Increase the number of positive Stop and Searches for Controlled Drugs

Division TYTD	EL 2015/16	EL 2016/17	5 Yr Avg	Change
N/A	N/A	N/A	N/A	N/A



Priority 4 - Tackling Substance Misuse
Indicator 16 - Increase the number of on/off sales licensed premises visits
Target - Increase from 2015/16

Current situation

On target, 322 visits as opposed to 259 for the same period last year.

Reasons

There are no Monitored or Problematic premises in East Lothian currently.
 Inn Keeper is a new way of recording incidents and inspections so we will be using this system moving forward.
 Problematic Premises - those operating in a manner inconsistent with the licensing objectives or outwith the conditions of a Premises Licence and where local Police intervention and support has failed or is unlikely to succeed in resolving the issues. A premises review request to the local licensing board is considered the most appropriate way to address the issue.

Monitored - The premises have come to note for a minor adverse issue and are being monitored. This may result in an informal intervention in terms of advice/support to the premises along with police visits.

Overall, incidents are down and visits are up compared to the same period last year.

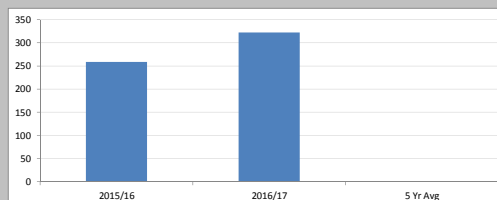
What are we doing

Officers will continue to make regular visits to Licensed Premises as part of focused patrols in support of various initiatives, such as Test Purchase Operations.

- Local Days of Action deployment and Town Dispersal plans.
- Pub Watch.
- In East Lothian we continue to utilise the Exclusion Order legislation at every opportunity. We have several pub watches that continue to work well.
- Best Bar None is a Police, Fire and Scottish Business Resilience Centre supported award initiative to encourage best practice among licensed premises and there has been an increase in participating premises from 9 to 13.
- Joint partnership visits with the East Lothian Licensing Standards Officer.
- Test purchasing is still an ongoing tactic that raises awareness in 'off sales'.

Indicator 16 - Increase the number of on/off sales licensed premises visits

Division TYTD	EL 2015/16	EL 2016/17	5 Yr Avg	Change
N/A	259	322	N/A	0.0%



Priority 5 - Making Our Roads Safer
Indicator 17 - Reduce the number of people killed or seriously injured on our roads
Target - Decrease from 2015/16

Current situation

Exactly the same numbers as the same period last year.

Reasons

There were 2 fatalities on East Lothian roads compared to 3 this time last year.

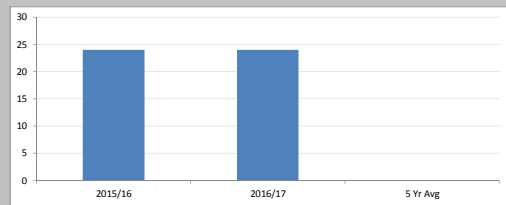
Continued preventative and proactive activity, in conjunction with focused enforcement, using local Divisional officers with support from Road Policing Unit, in accordance with National Road Safety Campaigns and direct tasking following collaboration with partners at ELC Road Safety Working Group and Community Safety Department.

What are we doing

Continued preventative and proactive activity, in conjunction with focused enforcement, using local Divisional officers with support from Road Policing Unit.
 -Road Safety Campaigns and direct tasking following collaboration with partners at ELC Road Safety Working Group and Community Safety Department.
 -Winter road safety campaign.
 -Festive drink/drive campaign.
 -Youth Community Officers providing Road Safety inputs at EL schools.

Indicator 17 - Reduce the number of people killed or seriously injured on our roads

Division TYTD	EL 2015/16	EL 2016/17	5 Yr Avg	Change
174	24	24	N/A	0.0%



Priority 5 - Making Our Roads Safer
Indicator 18 - Increase the number of people detected for Drink/Drug Driving offences
Target - Increase on 2015/16

Current situation

Off target 9.7% reduction from 62 to 56.

Reasons

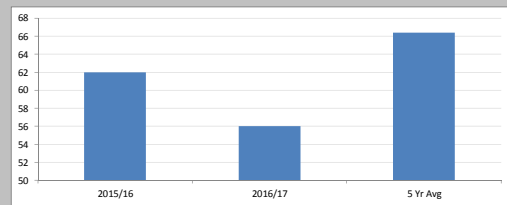
Although this indicator is off target by 9.7%, this is representative of a change from 62 to 56 compared to this time last year. This should be taken in the context of an increased number of road checks during the Festive Period.

What are we doing

- Focused Roads Police enforcement from both Divisional Roads Police Unit and Trunk Roads Police
- This activity is reflected in the drivers stopped for speeding and the net result of this was an increase in the number of drivers stopped and breathalysed.
- Seasonal Drink/Driving campaign.

Indicator 18 - Increase the number of people detected for Drink/Drug Driving offences

Division TYTD	EL 2015/16	EL 2016/17	5 Yr Avg	Change
416	62	56	66.4	-9.7%



Priority 5 - Making Our Roads Safer
Indicator 19 - Increase the number of people detected for Dangerous Driving offences
Target - Increase from 2015/16

Current situation

On target 36% increase from the same time last year.

Reasons

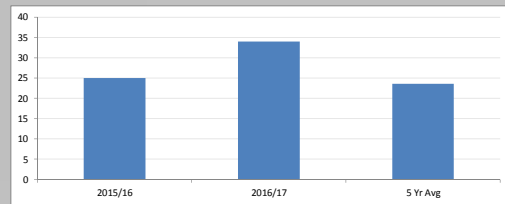
Continued preventative and proactive activity, in conjunction with focused enforcement, using local Divisional officers with support from Road Policing Unit, in accordance with National Road Safety Campaigns and direct tasking following collaboration with partners at ELC Road Safety Working Group and Community Safety Department.

What are we doing

- ELCAT and the majority of Community Ward Officers are trained in the use of hand-held radar devices, with additional equipment being purchased.
- There is also a continued strong representation at the East Lothian Partnership Road Safety Working Group.
- Increased detection of those involved in housebreakings, where vehicles are stolen and driven dangerously.
- Focused Roads Police enforcement from both Divisional Roads Police Unit and Trunk Roads Police.
- This activity is reflected in the drivers stopped for speeding and the net result of this was an increase in the number of drivers stopped and breathalysed.
- Winter road safety campaign.
- Youth Community Officers providing Road safety inputs at school and taking part in 2morrrows driver event.

Indicator 19 - Increase the number of people detected for Dangerous Driving offences

Division TYTD	EL 2015/16	EL 2016/17	5 Yr Avg	Change
172	25	34	23.6	36.0%



Priority 6 - Tackling Serious Organised Crime
Indicator 20 - Increase the number of cash seizures and restraints through the Proceeds of Crime Act
Target - Increase from 2015/16

Current situation

Off target 93.6% decrease from the same time last year with £11035 having been seized.

Reasons

Every opportunity is taken to enforce powers under terms of the Proceeds of Crime Act.

The reported figure represents money seized from those criminals living within East Lothian. It is not indicative of whether or not this money was from the proceeds of crimes committed within East Lothian.

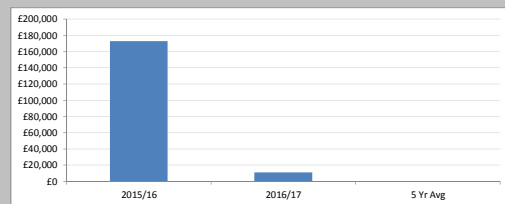
A significant sum was seized from 1 or 2 individuals during the same period last year which accounts for the high decrease.

What are we doing

- Priority targeting of drug supply network.
- Proceeds of Crime Act legislation utilised in every instance.
- Engagement with East Lothian Council to promote and support activity of the multi agency Serious & Organised Crime Group meeting, which Kenny Black, East Lothian Council Safer Communities Team Leader now acting as a Single Point Of Contact.
- Providing support and sharing information with East Lothian Council regarding Procurement.

Indicator 20 - Increase the number of cash seizures and restraints through the Proceeds of Crime Act

Division TYTD	EL 2015/16	EL 2016/17	5 Yr Avg	Change
N/A	£173,134	£11,035	N/A	-93.6%



Priority 6 - Tackling Serious Organised Crime
Indicator 21 - Increase the number of people detected for Supplying Drugs
Target - Increase from 2015/16

Current situation

On target, with an increase of 12.5% from this time last year of people detected for supplying drugs, from 40 to 45.

Reasons

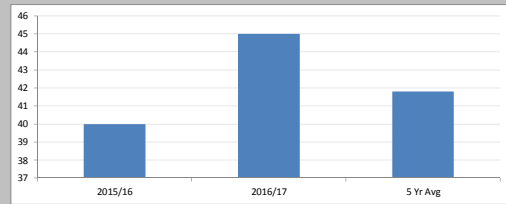
Intelligence led and proactive targeting using the concept of right person, right place, at the right time.

What are we doing

- Engage in intelligence led targeting of this anti-social behaviour activity as it has a significant negative impact.
- Intelligence discussed and allocated through divisional tasking process and also through multi-agency Tasking and Co-ordination Group process to improve effectiveness.
- Proactive use of media to communicate successful operations to ensure communities realise benefits of reporting information/ intelligence.
- Prioritisation of cannabis cultivations to address safety implications to the public.
- Plan to work with schools to roll out the 'Fearless' initiative, providing a safe and anonymous mechanism to encourage young people to report incidents and intelligence.

Indicator 21 - Increase the number of people detected for Supplying Drugs

Division TYTD	EL 2015/16	EL 2016/17	5 Yr Avg	Change
270	40	45	41.8	12.5%



Complaints against the Police

Number of complaints	69
----------------------	----

Number of Complaints per 10,000 Police Incidents	34.2
--	------

Total allegations recorded	On Duty	Off Duty
	57	0

Quality of service allegations	Total number of allegations
30	87

REPORT TO: Police, Fire And Community Safety Scrutiny Committee

MEETING DATE: 1 March 2017

BY: Depute Chief Executive - Partnerships and Community Services

SUBJECT: Ongoing Measures to tackle Antisocial Behaviour

5

1 PURPOSE

1.1 To advise the Committee of ongoing actions currently being undertaken by local partner agencies in tackling antisocial behaviour.

2 RECOMMENDATIONS

2.1 That the Committee notes the terms of the report.

3 BACKGROUND

3.1 The Council, Police Scotland and other partner agencies recognise that antisocial behaviour is most effectively addressed by *working together* in conjunction with other partner agencies and local communities.

3.2 The recent reported increase in the number of complaints made to Police Scotland necessitated further inquiries to be made in to the way in which both agencies were recording antisocial behaviour complaints, how “repeat victim” cases were being addressed and the way in which youth related antisocial behaviour was being responded to. Discussions took place within the context of a Short Life Working Group chaired by the Local Area Police Commander.

3.3 As previously reported, changes to the way in which Police Scotland records and collates its antisocial behaviour data has had an effect on the figures produced for the first three quarters of the current reporting period.

3.4 An interrogation of antisocial complaints made to the Council shows a decrease from a figure of 1129 received during 1 April 2015 to 31 December 2015 to 1097 received during the first three quarters of the current reporting period.

- 3.5 The figure of 1129 (2015) includes 415 complaints received from the Musselburgh West / Musselburgh East and Carberry wards, 175 from Preston/Seton/Gosford, 193 from Fa'side, 110 from North Berwick Coastal, 126 from Haddington and Lammermuir and 110 from Dunbar and East Linton. Of the aggregate figure of 1129, 542 were noise complaints, 167 were neighbour disputes, 148 related to youth disorder, 24 to graffiti, 11 to the antisocial use of motor vehicles and 237 to other forms of antisocial behaviour; including, *amongst other things*, drug misuse, verbal abuse, threats, assault and vandalism.
- 3.6 The figure of 1097 (2016) includes 350 complaints received from the Musselburgh West / Musselburgh East and Carberry wards, 190 from Preston/Seton/Gosford, 185 from Fa'side, 89 from North Berwick Coastal, 132 from Haddington and Lammermuir and 151 from Dunbar and East Linton. Of the aggregate figure of 1097, 535 were noise complaints, 79 were neighbour disputes, 154 related to youth disorder, 19 related to graffiti, 19 to the antisocial use of motor vehicles and 291 to other forms of antisocial behaviour; including, *amongst other things*, drug misuse, verbal abuse, threats, assault and vandalism.
- 3.7 As previously reported, in October 2016, authority was given, following upon the completion of a Service Review of the Safer Communities Team, for the employment of one additional Council based Antisocial Behaviour Investigation Officer. This officer commenced employment on 6 February 2017. This brought the total number of such officers to four. Each officer is now allocated to an Area Partnership area. They are responsible for, working in conjunction with local police officers and other Council colleagues, in taking the lead in addressing all antisocial behaviour arising from their partnership area.
- 3.8 In September 2016, and in order to address an increase in youth related antisocial behaviour complaints being made to Police Scotland, the issuing of Parental Advisory Letters was re-introduced in East Lothian; 202 letters have been issued to date. Parents whose children are witnessed by police officers behaving in an antisocial fashion, or who are found at locations at which antisocial behaviour had been identified as being a prominent issue, are now written to by the Police's Antisocial Behaviour Police Liaison Officer and the Council's Safer Communities Team Manager. The purpose of these letters is, not only to alert parents to a situation that they may have been hitherto oblivious to, but also to offer support to them in addressing the behaviour of their children. This initiative, combined with an increase in weekend community warden and police joint patrols of "hotspots", the continued use of Problem Solving Partnerships in combating localised youth related antisocial behaviour, for example, at the Brunton Hall, in Neilson Park and the surrounding areas, and in Prestonpans, joint agency presentations being rolled out to all secondary school pupils following upon the successful delivery of talks to P6 and P7 school children, the formal training of the Council's eight community wardens in the proficient use of CCTV cameras and the ongoing work of Police Scotland's two Youth Community Officers is aimed at addressing the most visible aspect of antisocial behaviour.

- 3.9 Antisocial behaviour figures can be inflated by multiple complaints being received from the same individual. During 2014/2015 332 such individuals were identified; the figure rose to 350 during 2015/2016. A repeat victim of antisocial behaviour can be defined as someone who has made three or more complaints about the same alleged perpetrator(s) to either Police Scotland or the Council within a period of one year. From 1 December 2016, and drawing on information obtained from both police and Council systems, repeat victims are now visited by an officer from the Council's safer communities team and a police officer. A joint and tailored approach is now formulated in dealing with the problem in point. This exercise is repeated on a monthly basis.
- 3.10 Police Officers and Council colleagues continue to work alongside one another on a daily basis in addressing individual cases of antisocial behaviour. Issues are highlighted at an early stage with joint interventions being appropriately and timeously applied. An exemplar of such work can be found in a recent case in Tranent; the police approached the Council and requested that an application be made in relation to an individual to Edinburgh Sheriff Court for an Antisocial Behaviour Order (ASBO); this power is not available to the police. The behaviour complained of involved, *amongst other things*, the congregation of large groups of obstreperous individuals in a flatted property. The police requested that a cap be placed on the number of persons the tenant could have in his house at any one time. The court granted the order. The complaints received by the Council and the police from neighbours dramatically reduced. On the back of the granting of the ASBO, the tenant's landlord obtained an eviction order against him. The case was dealt with swiftly and effectively by partners whose sole objective was to lessen the impact the behaviour was having on members of the public.
- 3.11 Although the causes of both group related and individual antisocial behaviour cases can be complex, and the application of an effective solution cannot always delivered in the instant, the fact that Police Scotland, the Council and their partners in East Lothian have created a solid platform from which to tackle all forms of antisocial behaviour, maximises the chances of securing long term and sustainable solutions in the vast majority of cases.

4 POLICY IMPLICATIONS

- 4.1 None.

5 INTEGRATED IMPACT ASSESSMENT

- 5.1 The subject of this report has been through the Integrated Impact Assessment process and no negative impacts have been identified.

6 RESOURCE IMPLICATIONS

- 6.1 Financial – None.
- 6.2 Personnel - None.
- 6.3 Other – None.

7 BACKGROUND PAPERS

- 7.1 None.

AUTHOR'S NAME	Tom Shearer
DESIGNATION	Head of Communities and Partnerships
CONTACT INFO	01620 827 413
DATE	15 February 2017

Police, Fire and Community Safety Scrutiny Committee: Annual Work Programme 2016/17 (February 2017)

6

Date	Performance Monitoring/ Inspection Reports	Other Reports / Reports Requested by Members
1 March 2017	Police Scotland Scrutiny Report Q3 Fire Service Local Performance Report Q3	Antisocial behaviour complaints received by East Lothian Council, Quarters 1,2 and 3
7 June 2017	Police Scotland Scrutiny Report Q4 Fire Service Local Performance Report Q4	