



LOCAL PLAN PERFORMANCE REPORT FOR EAST LOTHIAN



SCOTTISH
FIRE AND RESCUE SERVICE
Working together for a safer Scotland

Quarter 3 Performance Report, 1st October – 31st December, 2016

**Working together
for a safer Scotland**



DISCLAIMER

The figures included in this report are provisional and subject to change as a result of quality assurance and review. The statistics quoted are internal management information published in the interests of transparency and openness.

The Scottish government publishes Official Statistics each year which allow for comparisons to be made over longer periods of time.

Please ensure any external partners in receipt of these reports are aware of this.

CONTENTS	PAGE
1 Introduction	3
2 Performance Summary	4
3 Progress on local fire & rescue plan priorities	
<i>Local Risk Management and Preparedness</i>	5
<i>All accidental dwelling fires</i>	7
<i>All fire casualties (fatal & non-fatal (incl. p/c's))</i>	9
<i>All deliberate fires excl. dwellings</i>	11
<i>Special Service - RTCs</i>	13
<i>Special Service Casualties - All</i>	15
<i>False Alarm - UFAs</i>	17
4 Appendices	
5 Glossary	

Introduction

This performance report provides information on our prevention, protection and operational response activities within the East Lothian for Quarter 3 of 2016-17 (1st October – 31st December 2016) including information on the year to date.

The Scottish Government provides an overarching vision for public services. This vision supported by 16 National Outcomes, which demonstrate commitment to creating a more successful country, with opportunities for all of Scotland to flourish, through increasing sustainable growth. The Scottish Fire and Rescue Service (SFRS) can make a significant contribution to improving these outcomes for East Lothian by contributing to the Community Planning arrangements across the area.

The national priorities for the SFRS are set out in the Fire and Rescue Framework for Scotland. The SFRS Strategic Plan 2013-2016 outlines how the SFRS will deliver against these priorities and the outcomes against which this delivery can be measured.

The priorities contained within the Local Fire and Rescue Plan for East Lothian 2014-2017 contribute towards the priorities within the East Lothian Plan - Single Outcome Agreement 2013 - 23.

The aims of the local Fire & Rescue Service in East Lothian are to reduce fire deaths and to reduce injuries from fire and other emergencies in the community. We aim to achieve this by working in partnership, being pro-active and targeting our prevention and protection activities to where they are required, based on evidence.

The Local Fire and Rescue Plan for East Lothian 2014-2017 identifies the following five objectives as the main focus for service delivery locally:

- Priority 1. Reduction of Accidental Dwelling Fires,
- Priority 2. Reduction in Fire Casualties and Fatalities,
- Priority 3. Reduction of Deliberate Fire Setting,
- Priority 4. Reduction in Road Traffic Collisions,
- Priority 5. Reduction of Unwanted Fire Alarm Signals.

Area Manager David Farries

Local Senior Officer for East Lothian, Midlothian and the Scottish Borders.

david.farries@firescotland.gov.uk

Performance Summary

We measure how well we are meeting our priorities using 6 key indicators, depicted below

Key performance indicator	Apr to (& incl.) Dec					RAG rating
	2012/13	2013/14	2014/15	2015/16	2016/17	YTD
All accidental dwelling fires	71	63	56	58	41	●
All fire casualties (fatal & non-fatal (incl. p/c's))	14	14	11	8	6	●
All deliberate fires excl. dwellings	114	165	110	139	163	◆
Special Service - RTCs	24	35	34	43	41	●
Special Service Casualties - All	20	46	29	55	50	●
False Alarm - UFAs	332	370	349	365	339	●

RAG rating - KEY

◆	RED DIAMOND	10% higher than the previous YTD period, or local target not achieved.
▲	YELLOW TRIANGLE	Up to 9% higher than the previous YTD period, or local target not achieved.
●	GREEN CIRCLE	Equal to or improved upon the previous equivalent quarter (or YTD period), or local target achieved.

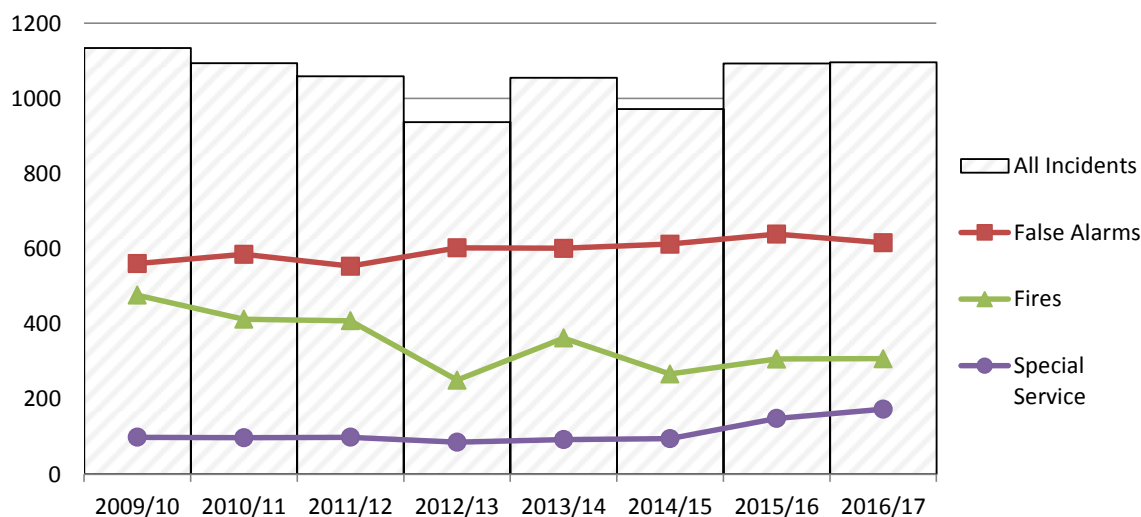
Note

Quarterly comparison RAG Rating = the reporting period compared to the average of the three previous quarterly reporting periods.
 Year to Date RAG Rating = the cumulative total of all quarterly performance in current year compared to cumulative total of all quarterly performance in previous year.

Incident Overview

During this financial year to date, SFRS responded to 1096 incidents in East Lothian, an increase of 3 incidents when compared to last year.

The chart below illustrates incidents YTD attended within "&I;&" council over the last 8 fiscal years"



Progress on local Fire & Rescue Plan priorities

Local Risk Management and Preparedness

The Service must identify, prioritise and plan to meet the risks in each local community.

We said we would:

- train our staff to deal with our local risks
- gather and analyse risk information
- work with partners to mitigate risks
- deal with major events

Train our staff to deal with our local risks

All of our operational staff undertake routine and risk specific skill acquisition and maintenance training.

Gather and analyse risk information

All of our operational staff gather and analyse local risk information and operational intelligence, used in our preparations to resolve incidents.

We conduct Post Incident Debriefs to identify any lessons that can be learned from our preparedness and response to emergency events.

We use Urgent Operational Intelligence Briefings to inform our operational staff of any safety critical information.

Work with partners to mitigate risks

We continue to be an active member of the East Local Resilience Partnership.

We share information with local authority partners and other key stakeholders (e.g. Police Scotland) to ensure emergency event risks are mitigated.

Deal with major events

There were no major fire events or significant emergency events in this reporting period.

Reduction of 'All accidental dwelling fires'

Accidental dwelling fires can have devastating effects on our community. The SFRS is committed to keeping people safe in their homes. We share information with partners to make sure that the right people get the right information they need, particularly those who are vulnerable due to age, isolation or addiction. Reduction of Accidental Dwelling Fires contributes to the East Lothian Plan - Single Outcome Agreement.

Results

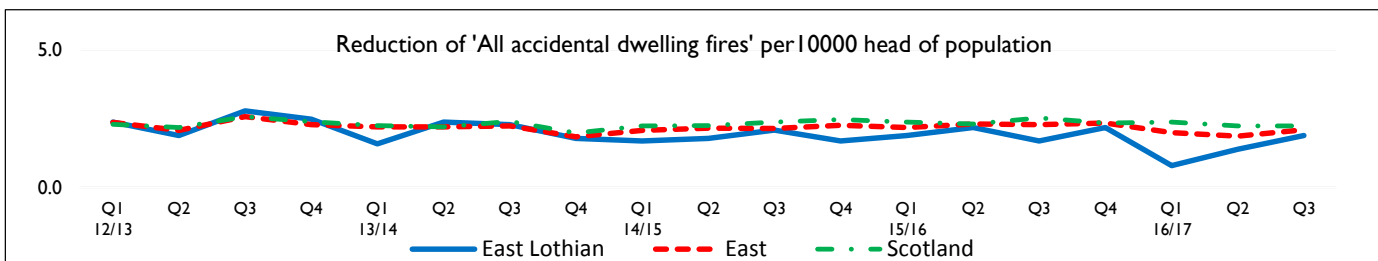
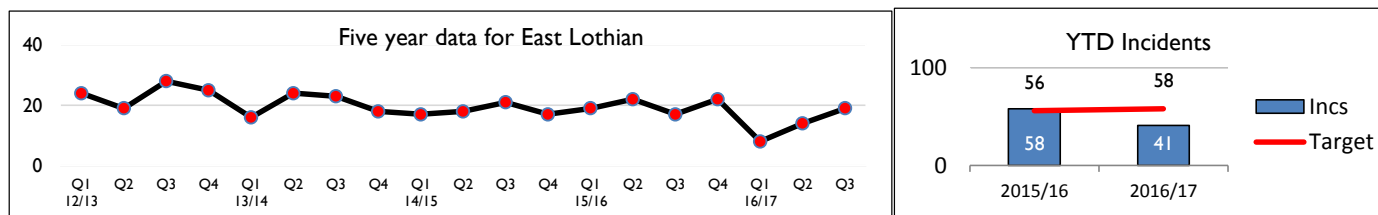
We aim to reduce Accidental Dwelling Fires in East Lothian by contributing towards the SFRS target of 10% reduction per year, over a three-year rolling period. During this quarter, we responded to 19 Accidental Dwelling Fires, which is an increase of 2 incidents from the same period last year. The long-term trend based upon incidents/10,000 population is slightly below that of both the Scottish and East Delivery Area trends.

Reasons

Of these 19 accidental dwelling fires, 11 (58%) occurred in single occupancy households and 8 within other multi occupancy properties. 11% involved the over 65 category and 53% of those in the 18-64 age category. The main causes were cooking (53%) or electrical faults (16%). 15 of the reported fires started in the kitchen with 10(53%) caused by cooking and 9 by other cause. 16(84%) of the fires were confined to the room where the fire started with all but 1 of those involving only the item first ignited. 2 fires spread further from the room of origin. Premises have been subject to the SFRS Post Domestic Incident Response procedure. It is clear from this evidence for the need in continuing to target those mostly at risk in single occupancy households as well as the need to continue to ensure those properties have working smoke detection.

Actions

During this reporting period, 284 Home Fire Safety Visits were carried out and 142 properties had smoke detectors fitted within East Lothian. In addition, we continue to work with our partners in East Lothian. During this reporting period, 284 Home Fire Safety Visits were carried within East Lothian. A number of initiatives and events aimed at reducing accidental dwelling fires were conducted. We have introduced a 'Post Domestic Incident Response' Policy, which provides a framework to ensure that engagement activity is completed in a structured and appropriate manner following incidents. Appendix I provides further details on our prevention activities in relation to this priority.



YTD ward ave. for East Lothian - 6	2012/13	2013/14	2014/15	2015/16	2016/17	Sparklines
East Lothian	71	63	56	58	41	
Musselburgh West	7	6	8	8	0	
Musselburgh East and Carberry	9	12	8	7	11	
Preston/Seton/Gosford	12	7	4	10	9	
Fa'side	14	14	8	6	7	
North Berwick Coastal	10	7	6	7	7	
Haddington and Lammermuir	6	12	10	12	2	
Dunbar and East Linton	13	5	12	8	5	

Reduction of 'All fire casualties (fatal & non-fatal (incl. p/c's))'

Fire casualty and fatality rates provide an indication of the amount of serious, life-threatening injuries that occur due to fire. This can indicate not only the success of SFRS in reducing the number of life risk fires through community fire safety and similar activities, but also their success in response activity in saving lives.

Results

There were no reported fire fatalities in the reporting period. We aim to reduce Fire Casualties in East Lothian each per year, which contributes towards the SFRS target of reducing Fire Casualties by 5% per year, over a three-year rolling period.

In this reporting period, SFRS dealt with 3 casualties due to an accidental dwelling fire. This is a decrease of 1 in comparison to the same period last year. Of the 3 reported, The long-term trend based upon casualties/10,000 population shows East Lothian as considerably less than the Scottish average and matches the East SDA average.

Lothian as considerably less than the Scottish average and matches the East SDA average.

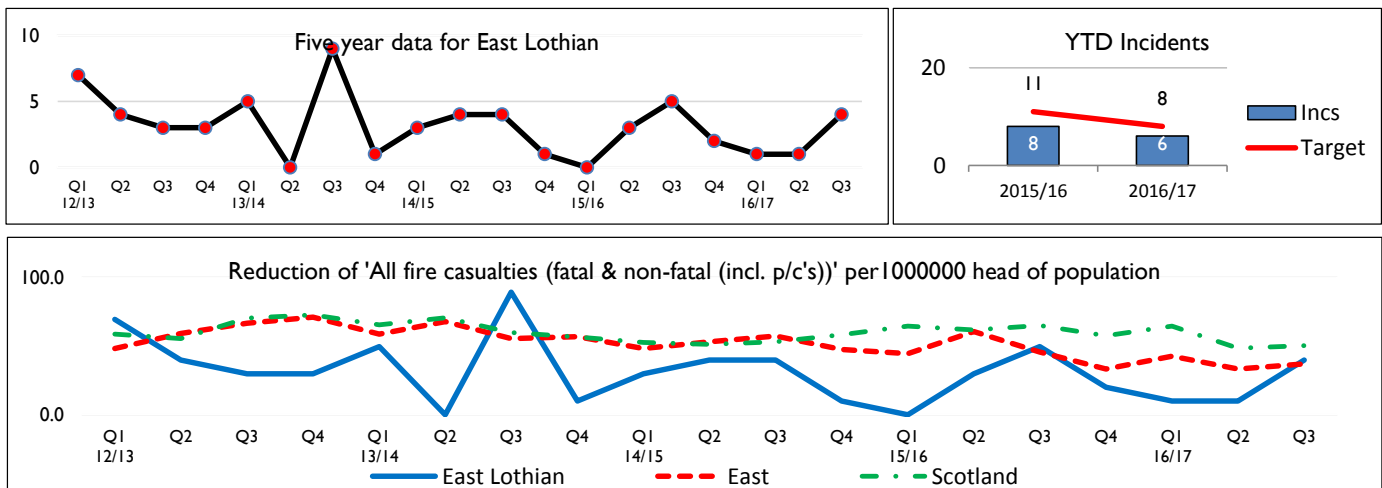
Reasons

Historically East Lothian has had low numbers of casualties from fires and it is pleasing that the trend continues to reduce. The casualties involved in the fires were taken to hospital for check up.

Actions

During this reporting period, 284 Home Fire Safety Visits were carried out and 142 properties had smoke detectors fitted within East Lothian. In addition, we continue to work with our partners in East Lothian Council and seek opportunities with social work and NHS to target those most vulnerable and at risk from fire.

14 HFSV's were generated as result of Post Domestic Incident Response and 55 referrals were received from our partner agencies



YTD ward ave. for East Lothian - I	2012/13	2013/14	2014/15	2015/16	2016/17	Sparklines
East Lothian	14	14	11	8	6	
Musselburgh West	2	0	2	4	1	
Musselburgh East and Carberry	2	1	1	0	0	
Preston/Seton/Gosford	4	2	1	0	1	
Fa'side	4	3	0	1	0	
North Berwick Coastal	0	0	2	1	3	
Haddington and Lammermuir	0	4	3	1	0	
Dunbar and East Linton	2	4	2	1	1	

Reduction of 'All deliberate fires excl. dwellings'

Although deliberate fire setting is not a significant problem for the SFRS in East Lothian there is a close link between deliberate secondary fires and other forms of anti-social behaviour. In the main, deliberate fires are secondary fires categorised into refuse/bins, grassland or derelict buildings incidents. Reduction of Deliberate Fire Setting contributes to the East Lothian Plan Single Outcome Agreement.

Results

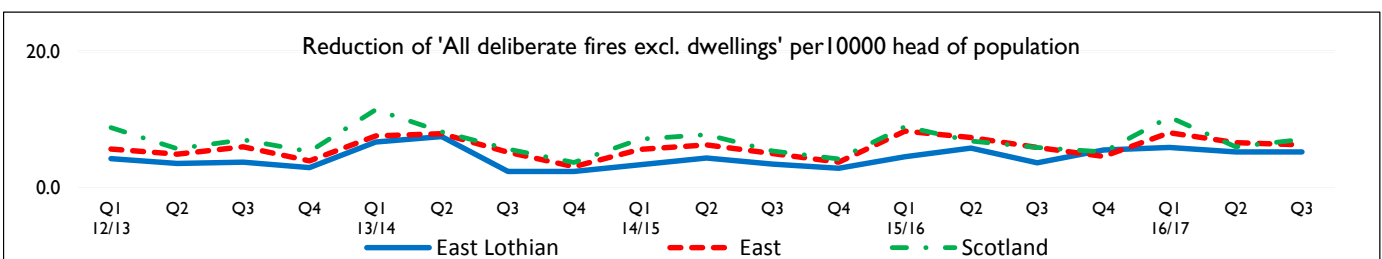
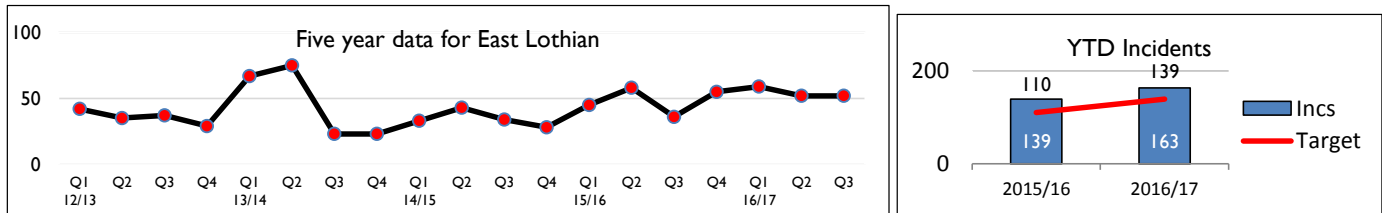
There were 54 deliberate fires during this reporting period and is an increase on Q3 last year. The year to date (YTD) number of secondary fires has increased on last year from 139 to 163. There were 16 deliberate fires during a 2 week period in October 2016 in Prestonpans. The wards mostly suffering from this type of fire are Preston/Seton/Gosford Fa'side and Musselburgh. The long-term trend based upon Deliberate Fire Setting /10,000 population identifies East Lothian as below the Scottish and East Service Delivery area average.

Reasons

During the reporting period, deliberate ignition to scrubland/woodland accounted for over 37% of deliberate fires with 53 % to refuse and bins in East Lothian. The majority of incidents occurred in Preston/Seton/Gosford and Fa'side wards which have both shown an increase compared with the YTD 2015/16.

Actions

A multi-agency approach was taken when the incident trend was identified through the TACG. There was a coordinated approach to identify areas and possible persons involved as well as continued education at Preston Lodge and Ross High schools. 2 Cooldown Courses were delivered for North Berwick and Ross High schools. There was also joint prevention activities undertaken at hotspot areas with local youths to raise awareness of the issue. We continue to focus our attention to the areas where this is an issue in terms of communication and education. 2 youths were arrested and charged with the Prestonpans incidents resulting in a decrease of incidents within that area following this.



YTD ward ave. for East Lothian - 23	2012/13	2013/14	2014/15	2015/16	2016/17	Sparklines
East Lothian	114	165	110	139	163	
Musselburgh West	18	21	15	10	12	
Musselburgh East and Carberry	32	47	27	37	31	
Preston/Seton/Gosford	26	38	21	32	52	
Fa'side	18	38	34	28	44	
North Berwick Coastal	6	1	2	7	7	
Haddington and Lammermuir	4	9	6	12	9	
Dunbar and East Linton	10	11	5	13	8	

Reduction of 'Special Service - RTCs'

Whilst much of this risk is out with the control of SFRS alone, responding to Non-Fire Emergencies such as Road Traffic Collisions is a key part of our intervention activities. The SFRS is committed to working with partners and other stakeholders to drive continuous improvement in this area. Reduction of Casualties from Non-Fire Emergencies contributes to the East Lothian Plan Single Outcome Agreement, number of people killed or seriously injured in road accidents.

Results

SFRS attended 15 Road Traffic Collisions(RTCs) during this reporting period. This is a decrease of 3 incidents from the same period last year and a reduction of 2 compared with Quarter 2, 2016. Per 10,000 head of population, East Lothian currently remains above the Scottish and East Service Delivery area trend and the highest year to date figure in the last 5 years. The majority of RTCs occurred in the Haddington/Lammermuir Ward(4) followed by Muss East/Carberry,Fa'side,Dunbar/East Linton with an even spread between the remaining Wards. Of the 15 RTCs, 5 required extrication of occupant involved. The remainder involved making the vehicle safe only or no action required.

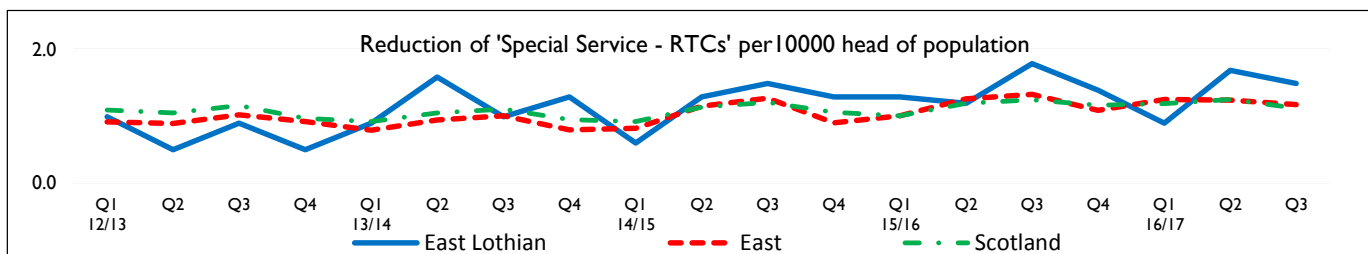
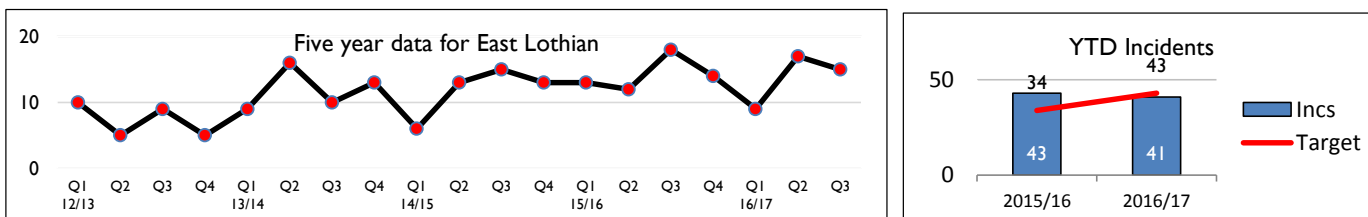
Reasons

The SFRS only attend those RTC's they are requested to attend and this number does not reflect the total number within East Lothian.

Actions

The SFRS continues to be a member of a multi-agency approach to reducing Road Traffic Collision's and the associated casualties and fatalities. The continued delivery of Tomorrow's Driver programme targeting young people is an excellent partnership approach in our drive to reducing road traffic collisions.

We continue to seek opportunities to educate local communities in support of reducing the number of RTCs and resulting casualties.



YTD ward ave. for East Lothian - 6	2012/13	2013/14	2014/15	2015/16	2016/17	Sparklines
East Lothian	24	35	34	43	41	
Musselburgh West	4	2	6	12	3	
Musselburgh East and Carberry	2	4	5	3	8	
Preston/Seton/Gosford	5	6	5	6	2	
Fa'side	3	4	11	9	5	
North Berwick Coastal	2	5	1	3	10	
Haddington and Lammermuir	4	7	1	0	6	
Dunbar and East Linton	4	7	5	10	7	

Reduction of 'Special Service Casualties - All'

Whilst much of this risk is out with the control of SFRS alone, responding to Non-Fire Emergencies is a key part of our intervention activities. The SFRS is committed to working with partners and other stakeholders to drive continuous improvement in this area. Reduction of Casualties from Non-Fire Emergencies contributes to the East Lothian Plan Single Outcome Agreement.

Results

We attended to 18 casualties from non-fire emergencies in East Lothian, which is a decrease of 5 compared with Q3 2015/16. The trend per 10,000 head of population is in line with the average of the Scottish and East service delivery areas.

We attended 2 RTCs that resulted in 2 fatalities in East Lothian. This is an increase of 1 compared to Q3 of the previous year.

We attended 2 OHCA incidents resulting in 2 fatalities.

Reasons

Of the 18 non-fatal casualties, 9 related to RTCs (with single and multiple casualties), 6 incidents related to crews responding to out of hospital cardiac arrests or assisting the Ambulance Service and 1 incident related to another outdoor location. 7 incidents attended required the extrication of casualties.

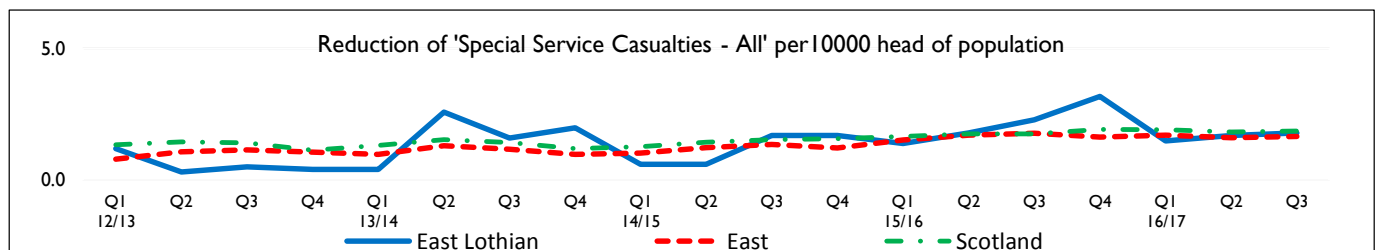
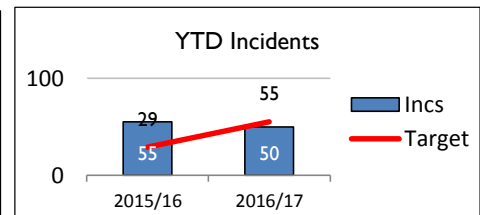
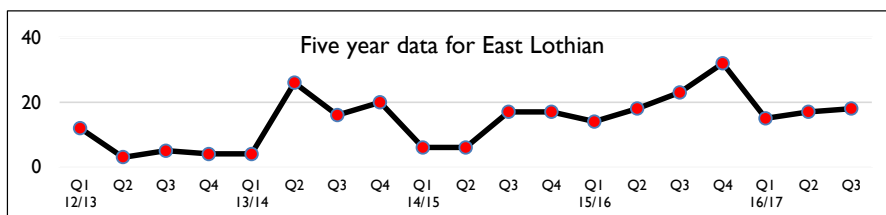
As the SFRS continue to assist with medical emergencies as co or first responders, the number of events is likely to increase.

Actions

The SFRS is a member of a multi-agency approach to reducing Road Traffic Collision's and the associated casualties and fatalities. The continued delivery of Tomorrow's Driver programme targeting young people is an excellent partnership approach to reducing road traffic collisions.

We continue our full commitment to the Scottish Government Strategy relating to Out of Hospital Cardiac Arrest (OHCA) and significantly increasing survivability rates through co responding and education.

We will also continue to respond to the communities needs in terms of other non-fire emergencies.



YTD ward ave. for East Lothian - 7	2012/13	2013/14	2014/15	2015/16	2016/17	Sparklines
East Lothian	20	46	29	55	50	
Musselburgh West	4	4	7	10	4	
Musselburgh East and Carberry	4	3	5	5	12	
Preston/Seton/Gosford	2	1	4	15	8	
Fa'side	2	1	6	5	8	
North Berwick Coastal	2	4	2	9	7	
Haddington and Lammermuir	1	16	3	2	5	
Dunbar and East Linton	5	17	2	9	6	

Reduction of 'False Alarm - UFAs'

Unwanted Fire Alarm Signals (UFAS) are defined as incidents where an automated fire alarm system activates and results in the mobilisation of SFRS resources, when the reason for that alarm turns out to be connected with faulty or defective alarm equipment. The SFRS is committed to working with partners and other stakeholders to reduce Unwanted Fire Alarm Signals.

Results

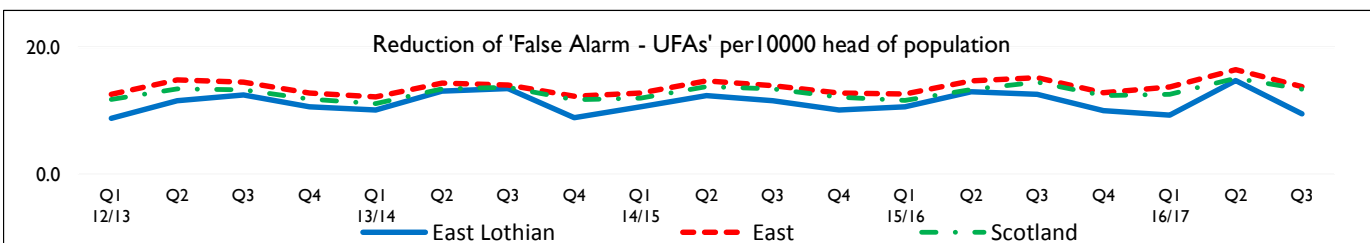
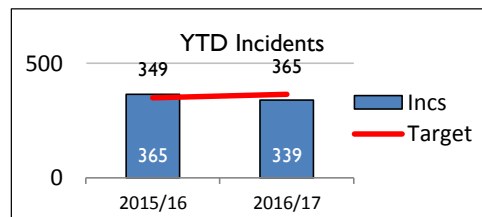
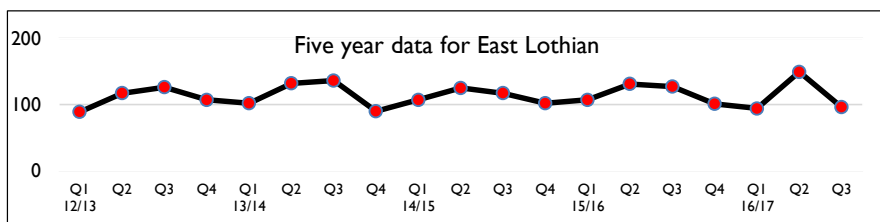
SFRS attended 96 UFAS incidents during this reporting period. It is pleasing to note that this is a significant decrease of 31 compared with the same period last year. This decrease is across all main causation factors. In comparison to Q2 2016/17, there is a decrease of 53 attendances. East Lothian trend line continues to be significantly below that of Scotland and the East Service Delivery area.

Reasons

Of the 96 Unwanted Fire Alarm Signals incidents we attended, 23% were unwanted caused by failure within the fire alarm system, 37% were caused by human errors (Testing, Cooking/Burnt toast, Aerosols and 2% were malicious.

Actions

We continue to monitor UFAS calls and our Fire Safety Enforcement Officers work closely with premises to reduce further UFAS incidents. This includes discussing technological, procedural and management solutions in order to prevent future UFAS incidents. These proactive actions are clearly having a positive impact in reducing the number of calls to premises.



YTD ward ave. for East Lothian - 48	2012/13	2013/14	2014/15	2015/16	2016/17	Sparklines
East Lothian	332	370	349	365	339	
Musselburgh West	67	73	59	68	66	
Musselburgh East and Carberry	55	63	65	66	55	
Preston/Seton/Gosford	24	30	32	36	22	
Fa'side	39	36	49	54	50	
North Berwick Coastal	53	58	42	62	56	
Haddington and Lammermuir	77	50	61	46	47	
Dunbar and East Linton	17	60	41	33	43	

