



LOCAL PLAN PERFORMANCE REPORT FOR EAST LoTHIAN



SCOTTISH
FIRE AND RESCUE SERVICE
Working together for a safer Scotland

Quarter 2 Performance Report, 1st July– 30th September, 2016

**Working together
for a safer Scotland**



DISCLAIMER

The figures included in this report are provisional and subject to change as a result of quality assurance and review. The statistics quoted are internal management information published in the interests of transparency and openness.

The Scottish government publishes Official Statistics each year which allow for comparisons to be made over longer periods of time.

Please ensure any external partners in receipt of these reports are aware of this.

CONTENTS	PAGE
1 Introduction	3
2 Performance Summary	4
3 Progress on local fire & rescue plan priorities	
<i>Local Risk Management and Preparedness</i>	5
<i>All accidental dwelling fires</i>	7
<i>All fire casualties (fatal & non-fatal (incl. p/c's))</i>	9
<i>All deliberate secondary fires</i>	11
<i>Special Service - RTCs</i>	13
<i>Special Service Casualties - All</i>	15
<i>False Alarm - UFAs</i>	17
4 Appendices	
5 Glossary	

Introduction

This performance report provides information on our prevention, protection and operational response activities within the East Lothian for Quarter 2 of 2016-17 (1st July – 30th September 2016) including information on the year to date.

The Scottish Government provides an overarching vision for public services. This vision supported by 16 National Outcomes, which demonstrate commitment to creating a more successful country, with opportunities for all of Scotland to flourish, through increasing sustainable growth. The Scottish Fire and Rescue Service (SFRS) can make a significant contribution to improving these outcomes for East Lothian by contributing to the Community Planning arrangements across the area.

The national priorities for the SFRS are set out in the Fire and Rescue Framework for Scotland. The SFRS Strategic Plan 2013-2016 outlines how the SFRS will deliver against these priorities and the outcomes against which this delivery can be measured.

The priorities contained within the Local Fire and Rescue Plan for East Lothian 2014-2017 contribute towards the priorities within the East Lothian Plan - Single Outcome Agreement 2013 - 23.

The aims of the local Fire & Rescue Service in East Lothian are to reduce fire deaths and to reduce injuries from fire and other emergencies in the community. We aim to achieve this by working in partnership, being pro-active and targeting our prevention and protection activities to where they are required, based on evidence.

The Local Fire and Rescue Plan for East Lothian 2014-2017 identifies the following five objectives as the main focus for service delivery locally:

- Priority 1. Reduction of Accidental Dwelling Fires,
- Priority 2. Reduction in Fire Casualties and Fatalities,
- Priority 3. Reduction of Deliberate Fire Setting,
- Priority 4. Reduction in Road Traffic Collisions,
- Priority 5. Reduction of Unwanted Fire Alarm Signals.

Area Manager David Farries

Local Senior Officer for East Lothian, Midlothian and the Scottish Borders.

david.farries@firescotland.gov.uk

Performance Summary

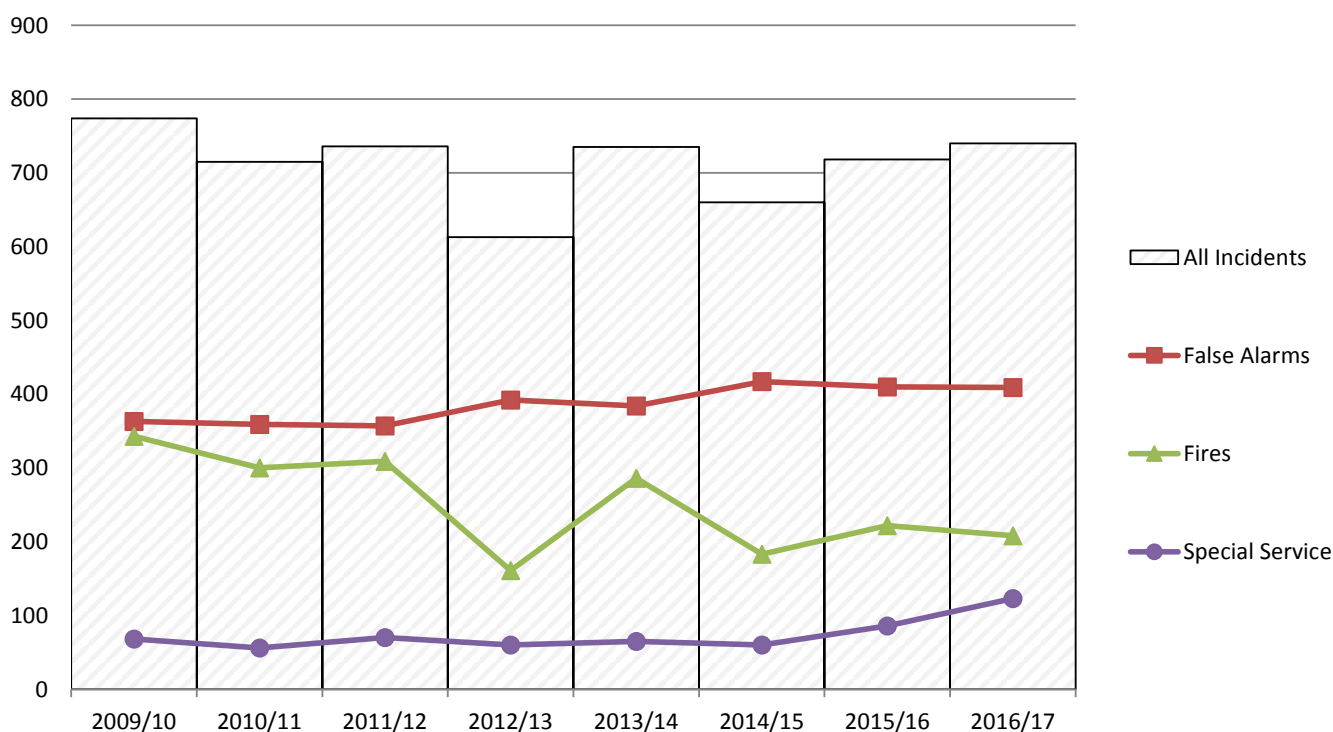
We measure how well we are meeting our priorities using 6 key indicators, depicted below

Key performance indicator	Apr to (& incl.) Sep					RAG rating
	2012/13	2013/14	2014/15	2015/16	2016/17	YTD
All accidental dwelling fires	43	40	35	41	22	●
All fire casualties (fatal & non-fatal (incl. p/c's))	11	5	7	3	2	●
All deliberate secondary fires	53	122	51	79	91	◆
Special Service - RTCs	15	25	19	25	26	▲
Special Service Casualties - All	15	30	12	32	31	●
False Alarm - UFAs	206	234	232	238	241	▲

RAG rating - KEY		
◆	RED DIAMOND	10% higher than the previous YTD period, or local target not achieved.
▲	YELLOW TRIANGLE	Up to 9% higher than the previous YTD period, or local target not achieved.
●	GREEN CIRCLE	Equal to or improved upon the previous equivalent quarter (or YTD period), or local target achieved.

Note
<p>Quarterly comparison RAG Rating = the reporting period compared to the average of the three previous quarterly reporting periods. Year to Date RAG Rating = the cumulative total of all quarterly performance in current year compared to cumulative total of all quarterly performance in previous year.</p>
Incident Overview
<p>During this financial year to date, SFRS responded to 740 incidents in East Lothian, an increase of 22 incidents when compared to last year.</p>

The chart below illustrates incidents YTD attended within East Lothian council over the last 6 fiscal years



Progress on local fire & rescue plan priorities

Local Risk Management and Preparedness

The Service must identify, prioritise and plan to meet the risks in each local community.

We said we would:

- train our staff to deal with our local risks
- gather and analyse risk information
- work with partners to mitigate risks
- deal with major events

Train our staff to deal with our local risks

All of our operational staff undertake routine and risk specific skill acquisition and maintenance training.

Gather and analyse risk information

All of our operational staff gather and analyse local risk information and operational intelligence, used in our preparations to resolve incidents.

We conduct Post Incident Debriefs to identify any lessons that can be learned from our preparedness and response to emergency events.

We use Urgent Operational Intelligence Briefings to inform our operational staff of any safety critical information.

Work with partners to mitigate risks

We continue to be an active member of the East Local Resilience Partnership.

We share information with local authority partners and other key stakeholders (e.g. Police Scotland) to ensure emergency event risks are mitigated.

Deal with major events

There were no major fire events or significant emergency events in this reporting period.

Reduction of 'All accidental dwelling fires'

Accidental dwelling fires can have devastating effects on our community. The SFRS is committed to keeping people safe in their homes. We share information with partners to make sure that the right people get the right information they need, particularly those who are vulnerable due to age, isolation or addiction. Reduction of Accidental Dwelling Fires contributes to the East Lothian Plan - Single Outcome Agreement.

Results

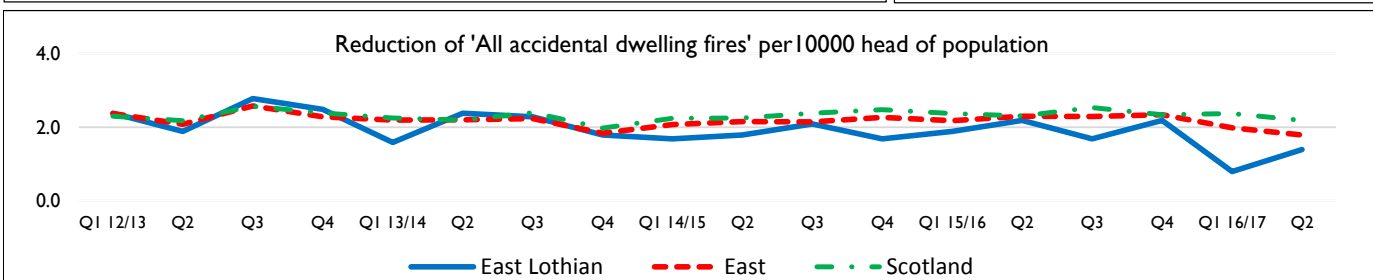
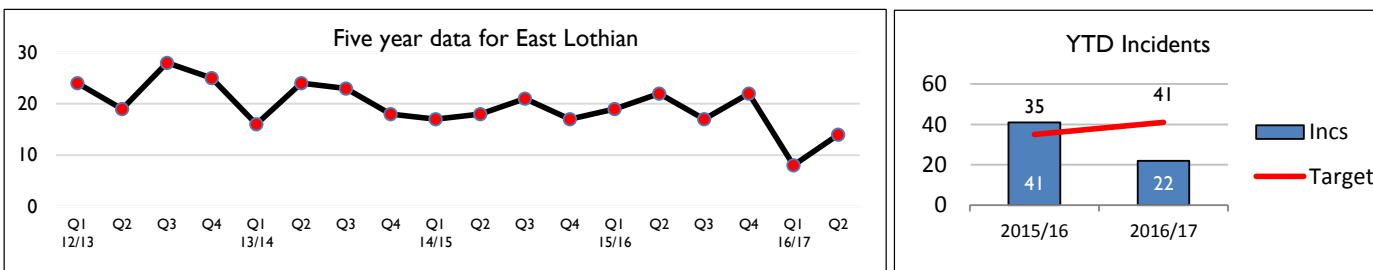
We aim to reduce Accidental Dwelling Fires in East Lothian by contributing towards the SFRS target of 10% reduction per year, over a three-year rolling period. During this quarter, we responded to 14 Accidental Dwelling Fires, which is a decrease of 8 incidents from the same period last year. The long-term trend based upon incidents/10,000 population is significantly below that of both the Scottish and East Delivery Area trends.

Reasons

Of these 14 fires, 80% occurred in single occupancy households with 20% being in the over 65 category and 80% in the 18-64 age category. The main causes were cooking (60%) or electrical faults (30%). 80% of the fires started in the kitchen with 65% of fires caused by cooking and 15% by other domestic kitchen appliances. 93% of the fires were confined to the room where the fire started, one fire spread further from the room of origin. All properties were fitted with smoke detection; however, one smoke detector did not operate. It is clear from this evidence for the need in continuing to target those mostly at risk in single occupancy households.

Actions

During this reporting period, 292 Home Fire Safety Visits were carried within East Lothian. A number of initiatives and events aimed at reducing accidental dwelling fires were conducted. We have introduced a 'Post Domestic Incident Response' policy, which provides a framework to ensure that engagement activity is completed in a structured and appropriate manner following incidents. Appendix 1 provides further details on our prevention activities in relation to this priority.



YTD ward ave. for East Lothian - 3	2012/13	2013/14	2014/15	2015/16	2016/17	Sparklines
East Lothian	43	40	35	41	22	
Musselburgh West	5	3	3	5	0	
Musselburgh East and Carberry	6	8	6	6	5	
Preston/Seton/Gosford	11	5	4	8	4	
Fa'side	7	12	4	4	3	
North Berwick Coastal	5	4	4	5	5	
Haddington and Lammermuir	1	6	6	7	1	
Dunbar and East Linton	8	2	8	6	4	

Reduction of 'All fire casualties (fatal & non-fatal (incl. p/c's))'

Fire casualty and fatality rates provide an indication of the amount of serious, life-threatening injuries that occur due to fire. This can indicate not only the success of SFRS in reducing the number of life risk fires through community fire safety and similar activities, but also their success in response activity in saving lives.

Results

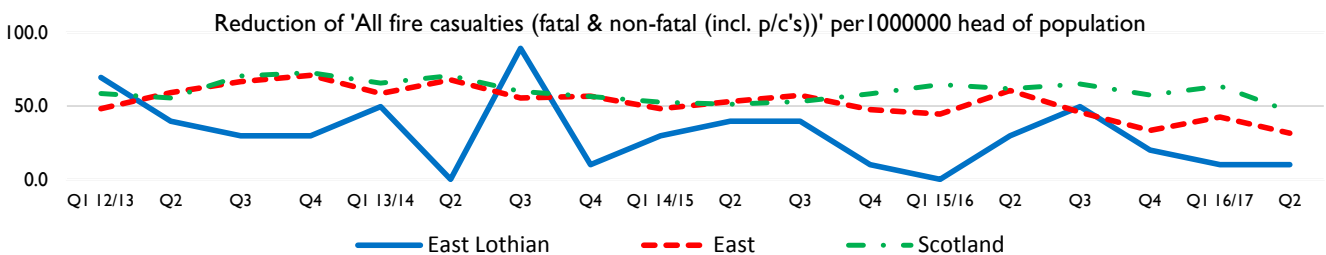
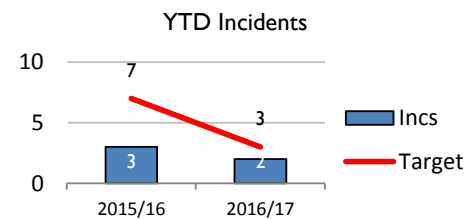
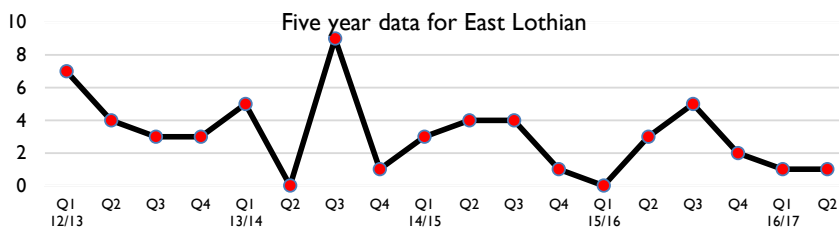
There were no reported Fire fatalities in the reporting period. We aim to reduce Fire Casualties in East Lothian each per year, which contributes towards the SFRS target of reducing Fire Casualties by 5% per year, over a three-year rolling period. In this reporting period, SFRS dealt with 1 casualty due to a fire. This was a decrease of 2 on the same period last year. The long-term trend based upon casualties/10,000 population shows East Lothian and is significantly below the Scottish and East delivery area average.

Reasons

Historically East Lothian has had low numbers of casualties from fires and it is pleasing that trend is continuing to reduce. The casualty rescued from fire received first aid treatment at the scene and did not have a working smoke detector in their home.

Actions

During this reporting period, 292 Home Fire Safety Visits were carried within East Lothian. A number of initiatives and events aimed at reducing accidental dwelling fires were conducted. We have introduced a 'Post Domestic Incident Response' policy, which provides a framework to ensure that engagement activity is completed in a structured and appropriate manner following incidents. Appendix 1 provides further details on our prevention activities in relation to this priority.



YTD ward ave. for East Lothian - 0	2012/13	2013/14	2014/15	2015/16	2016/17	Sparklines
East Lothian	11	5	7	3	2	
Musselburgh West	2	0	0	0	0	
Musselburgh East and Carberry	2	1	1	0	0	
Preston/Seton/Gosford	4	2	1	0	1	
Fa'side	2	1	0	1	0	
North Berwick Coastal	0	0	1	1	0	
Haddington and Lammermuir	0	1	3	1	0	
Dunbar and East Linton	1	0	1	0	1	

Reduction of 'All deliberate secondary fires'

Although deliberate fire setting is not a significant problem for the SFRS in East Lothian there is a close link between deliberate secondary fires and other forms of anti-social behaviour. In the main, deliberate fires are secondary fires categorised into refuse/bins, grassland or derelict buildings incidents. Reduction of Deliberate Fire Setting contributes to the East Lothian Plan Single Outcome Agreement.

Results

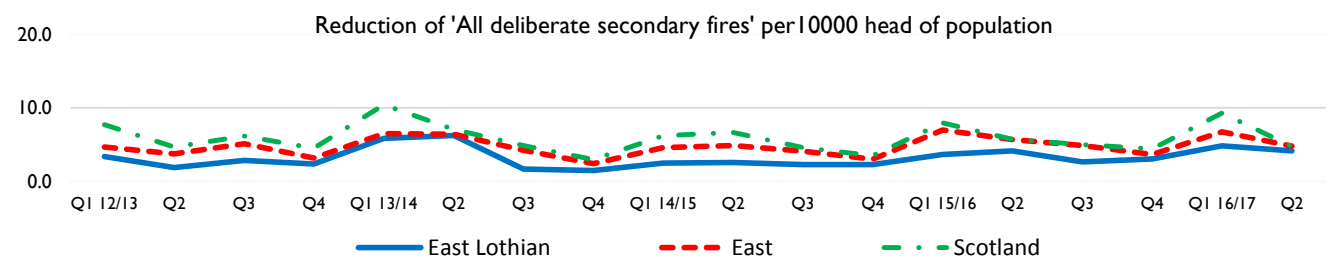
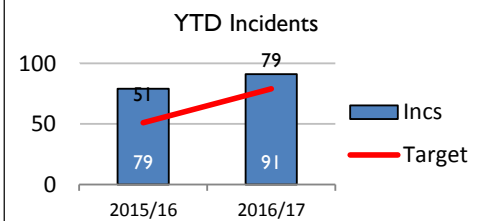
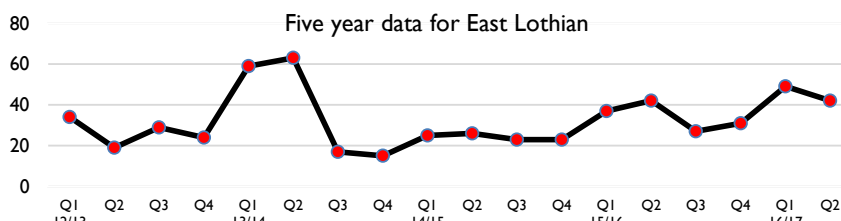
There were 42 deliberate fires during this reporting period, the same figure as period Q2 last year; however, year to date the number of secondary fires has increased on last year. The wards most likely to suffer from this type of fire are Musselburgh, Preston/Seton/Gosford and Fa'side. The long-term trend based upon Deliberate Fire Setting /10,000 population shows East Lothian in line with the Scottish and East delivery area average.

Reasons

Deliberate ignition to scrubland/woodland accounted for over 55% of deliberate fires with 45% to refuse and bins in East Lothian. No patterns emerged in July and August where we usually expect them to, however 65% of the totals calls took place in September with the majority happening in Preston/Seton/Gosford and Fa'side wards.

Actions

A multi-agency approach was taken when the incident trend was identified through the TACG. There was a coordinated approach to identify areas and possible persons involved as well as continued education at Preston Lodge and Ross High schools. There was also prevention activities undertaken at hotspot areas with local youths to raise awareness of the issue. We continue to focus our attention to the areas where this is an issue in terms of communication and education.



YTD ward ave. for East Lothian - 13	2012/13	2013/14	2014/15	2015/16	2016/17	Sparklines
East Lothian	53	122	51	79	91	
Musselburgh West	10	12	9	7	3	
Musselburgh East and Carberry	13	41	11	23	20	
Preston/Seton/Gosford	14	31	14	20	28	
Fa'side	6	26	12	11	28	
North Berwick Coastal	2	0	2	2	3	
Haddington and Lammermuir	3	4	3	8	4	
Dunbar and East Linton	5	8	0	8	5	

Reduction of 'Special Service - RTCs'

Whilst much of this risk is out with the control of SFRS alone, responding to Non-Fire Emergencies such as Road Traffic Collisions is a key part of our intervention activities. The SFRS is committed to working with partners and other stakeholders to drive continuous improvement in this area. Reduction of Casualties from Non-Fire Emergencies contributes to the East Lothian Plan Single Outcome Agreement, number of people killed or seriously injured in road accidents.

Results

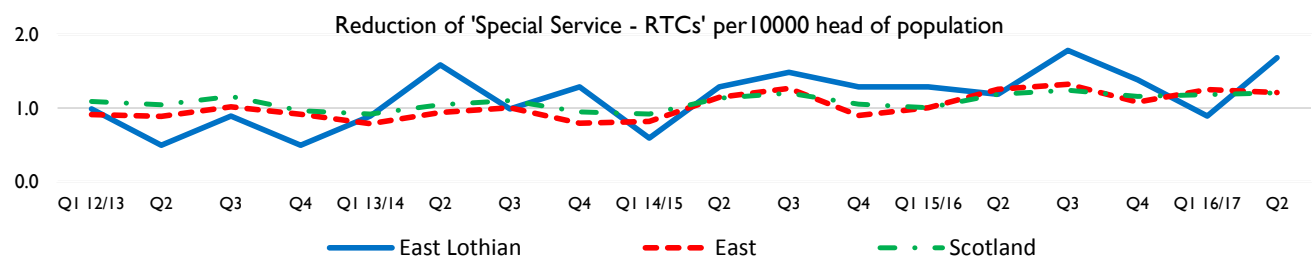
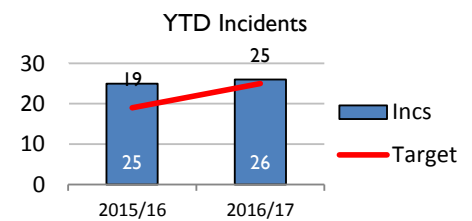
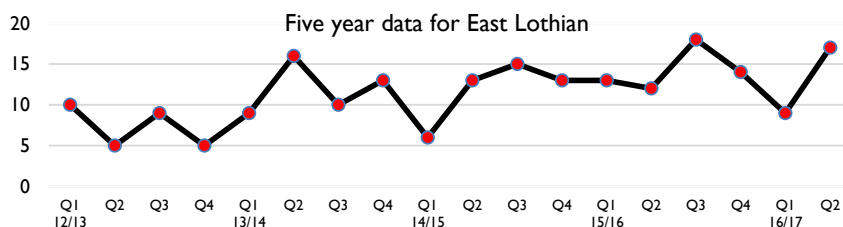
We attended 17 Road Traffic Collisions during this period; this was an increase of 5 incidents from the same period last year. Per 10,000 head of population, East Lothian is above the Scottish and East delivery area trend and the highest year to date figure in the last 5 years.

Reasons

The SFRS only attend those RTC's they are requested to attend this number does not reflect the total number within East Lothian.

Actions

The SFRS is a member of a multi-agency approach to reducing Road Traffic Collision's and the associated casualties and fatalities. The continued delivery of Tomorrow's Driver programme targeting young people is an excellent partnership approach to reducing road traffic collisions.



YTD ward ave. for East Lothian - 4	2012/13	2013/14	2014/15	2015/16	2016/17	Sparklines
East Lothian	15	25	19	25	26	
Musselburgh West	2	1	2	7	2	
Musselburgh East and Carberry	2	2	3	2	5	
Preston/Seton/Gosford	3	6	4	5	1	
Fa'side	2	3	4	4	2	
North Berwick Coastal	1	3	1	2	9	
Haddington and Lammermuir	3	4	1	0	2	
Dunbar and East Linton	2	6	4	5	5	

Reduction of 'Special Service Casualties - All'

Whilst much of this risk is out with the control of SFRS alone, responding to Non-Fire Emergencies is a key part of our intervention activities. The SFRS is committed to working with partners and other stakeholders to drive continuous improvement in this area. Reduction of Casualties from Non-Fire Emergencies contributes to the East Lothian Plan Single Outcome Agreement.

Results

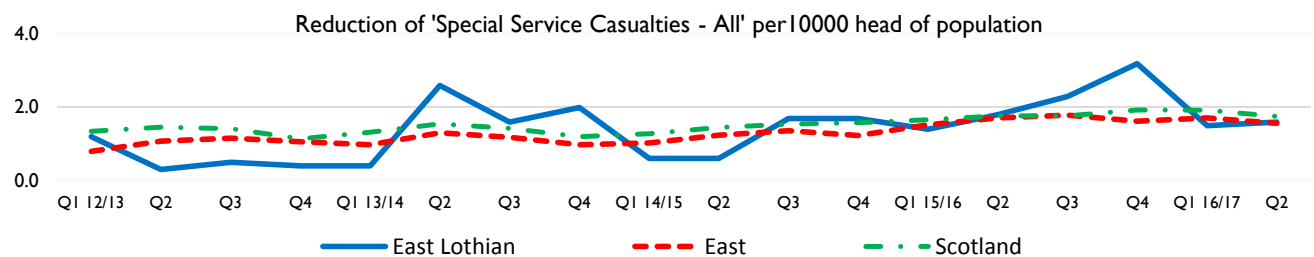
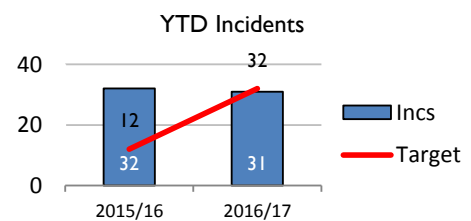
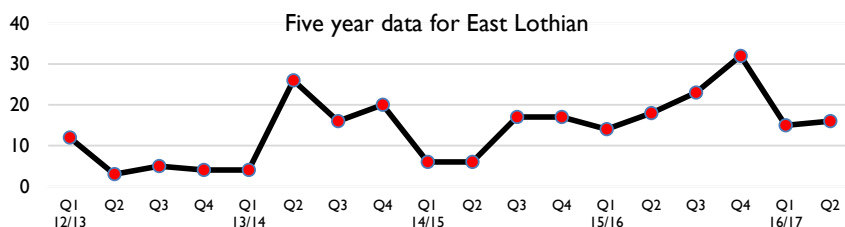
We attended to 16 casualties from non-fire emergencies in East Lothian, which is a decrease of 2 on the same period last year. The trend per 10,000 head of population is in line with the average of the Scottish and East service delivery areas.

Reasons

Of this number, 8 related to crews responding to out of hospital cardiac arrests or assisting the ambulance service, with 5 casualties and 3 fatalities as a result. There were 8 non-fatal rescues from RTC's. As the SFRS continue to assist with medical emergencies as co or first responders, the number of events is likely to increase.

Actions

The SFRS is a member of a multi-agency approach to reducing Road Traffic Collision's and the associated casualties and fatalities. The continued delivery of Tomorrow's Driver programme targeting young people is an excellent partnership approach to reducing road traffic collisions. We will also continue to respond to the communities needs in terms of other non-fire emergencies.



YTD ward ave. for East Lothian - 4	2012/13	2013/14	2014/15	2015/16	2016/17	Sparklines
East Lothian	15	30	12	32	31	
Musselburgh West	2	3	2	7	3	
Musselburgh East and Carberry	4	1	2	2	6	
Preston/Seton/Gosford	2	1	2	12	6	
Fa'side	2	1	0	3	4	
North Berwick Coastal	2	2	2	2	7	
Haddington and Lammermuir	1	9	2	1	3	
Dunbar and East Linton	2	13	2	5	2	

Reduction of 'False Alarm - UFAs'

Unwanted Fire Alarm Signals (UFAS) are defined as incidents where an automated fire alarm system activates and results in the mobilisation of SFRS resources, when the reason for that alarm turns out to be connected with faulty or defective alarm equipment. The SFRS is committed to working with partners and other stakeholders to reduce Unwanted Fire Alarm Signals.

Results

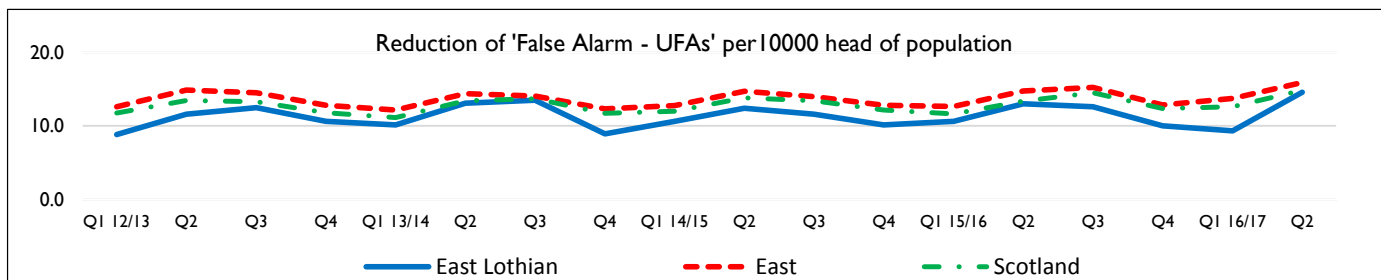
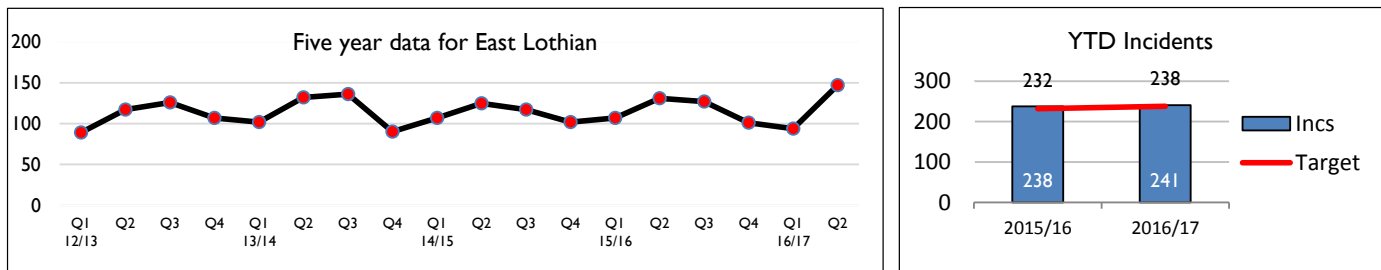
SFRS attended 147 Unwanted Fire Alarm Signals incidents during this reporting period, which is an increase of 16 for the same period last year. East Lothian trend line is slightly below that of Scotland and the East delivery area.

Reasons

Of the 147 Unwanted Fire Alarm Signals incidents we attended, 45% were unwanted caused by failure within the fire alarm system, 53% were caused by human errors and 2% were malicious.

Actions

We continue to monitor UFAS calls and our Fire Safety Enforcement Officers work closely with premises to reduce further UFAS incidents. This includes discussing technological, procedural and management solutions in order to prevent future UFAS incidents.



YTD ward ave. for East Lothian - 34	2012/13	2013/14	2014/15	2015/16	2016/17	Sparklines
East Lothian	206	234	232	238	241	
Musselburgh West	33	45	35	42	48	
Musselburgh East and Carberry	40	42	39	41	34	
Preston/Seton/Gosford	10	18	24	20	15	
Fa'side	26	26	29	41	35	
North Berwick Coastal	36	45	24	44	44	
Haddington and Lammermuir	52	31	47	29	35	
Dunbar and East Linton	9	27	34	21	30	

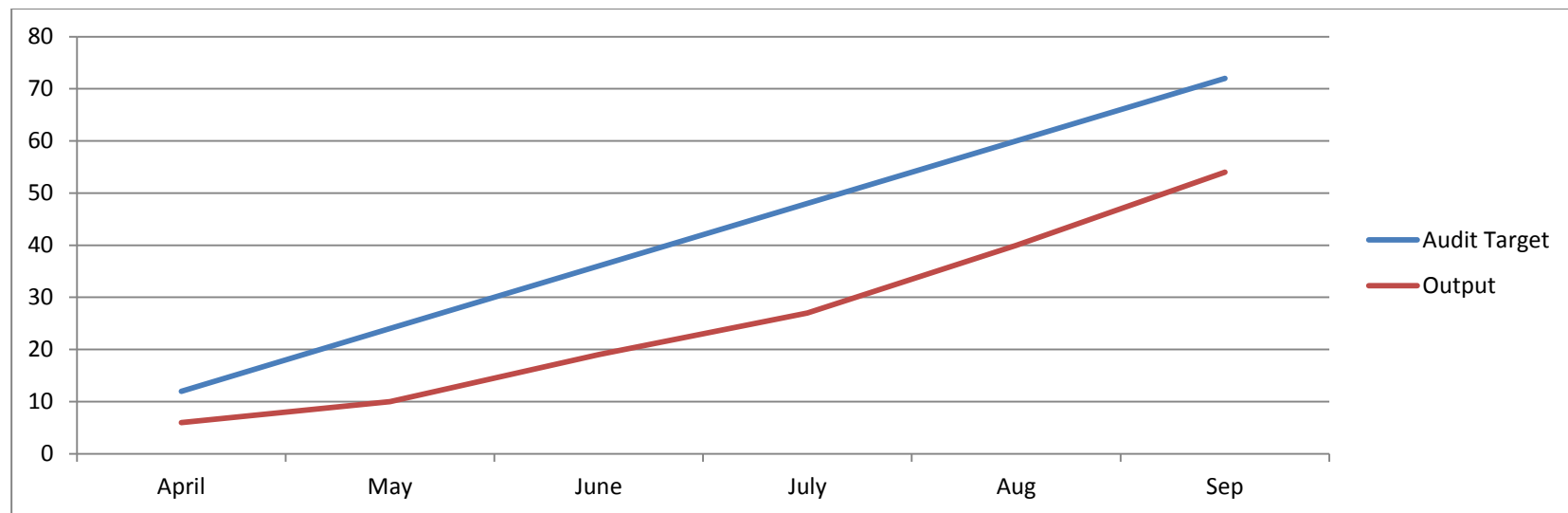
Prevention & Protection Activities

Quarter 2 July 1st -September 30th 2016

Fire Safety Enforcement Audits

The figures represent the audit workloads delivered by the East Lothian Fire Safety Enforcement Officer (FSEO). Following the Scottish Fire and Rescue Service (SFRS) Enforcement Framework, local deployment ensures compliance for relevant premises in terms of the Fire Scotland Act (2005) and associated Fire Safety Regulations. The quarter 2 audits are below target but there has been an improvement in the output. Having one enforcement officer will see fluctuations in regard to this reporting framework but the focus will continue with those premises with sleeping accommodation and present a higher life risk. The audits delivered have included 3 hospitals and 25 care home premises.

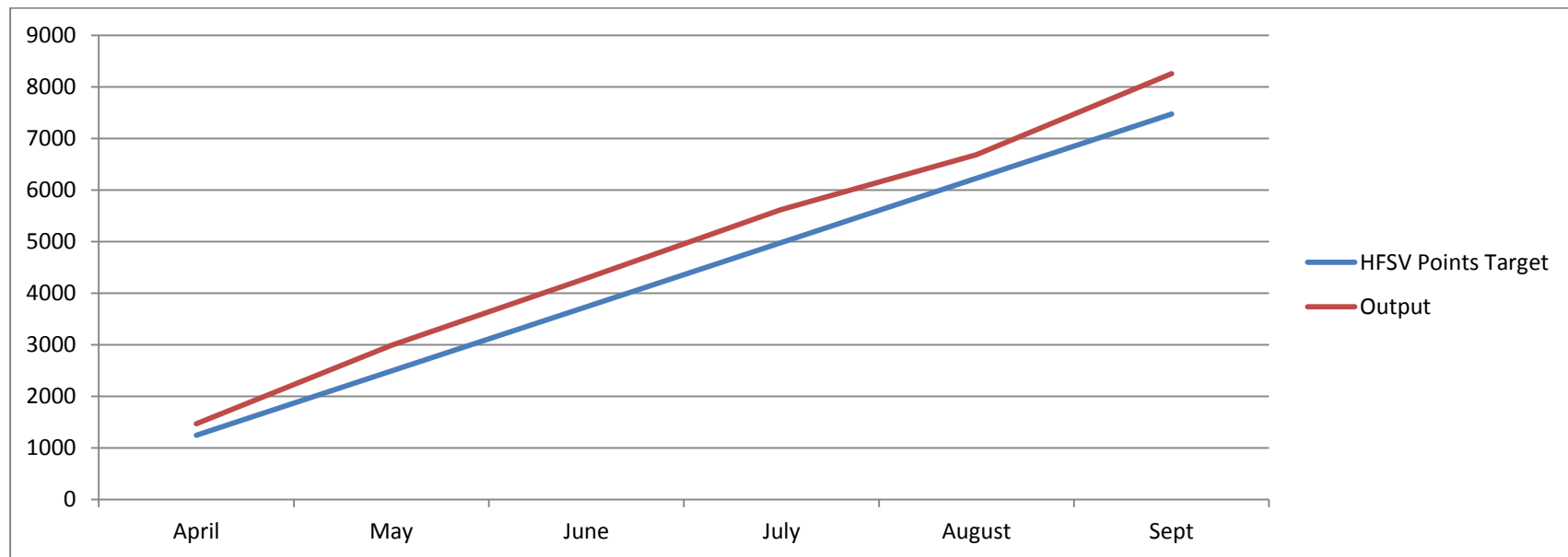
	Apr	May	Jun	Jul	Aug	Sept	Oct	Nov	Dec	Jan	Feb	Mar	Total
Target:	12	24	36	48	60	72	84	96	108	120	132	144	144
Completed:	6	10	19	27	40	54							



Home Fire Safety Visits

The delivery of Home Fire Safety Visits (HFSVs) is the corner stone of the SFRS Community Safety Engagement Framework. By visiting households and providing fire safety advice and free smoke alarms the numbers of dwelling fires and casualties will be reduced. To target the highest risk households across East Lothian, a points allocation based on risk and an associated target has been set (24 points per high, 8 per medium, 4 per low risk visit). This will ensure valuable resources are put to use with greatest effect and it is pleasing to report an above target return. During quarter 2 at total of **292 HFSVs** were delivered in East Lothian with free smoke alarms fitted during **153** of these visits (Q1 139).

	Apr	May	Jun	Jul	Aug	Sept	Oct	Nov	Dec	Jan	Feb	Mar	Total
Target	1245	2490	3735	4980	6225	7470	8715	9960	11205	12450	13695	14940	14940
Completed	1468	2988	4292	5620	6684	8252							



Total visits delivered in Q2 2016/17 by ward area of East Lothian:

The following table gives a good indication of the coverage across East Lothian where the SFRS delivers Home Fire Safety Visits.

Ward Area	Visits delivered in Q1 2016/17	Visits delivered in Q2 2016/17
Dunbar and East Linton	17	20
Fa'side	54	67
Haddington and Lammermuir	26	24
Musselburgh East and Carberry	59	49
Musselburgh West	42	50
North Berwick Coastal	24	27
Preston/Seton/Gosford	70	55
TOTAL	292	292

Partnership Working

Youth Engagement

- The SFRS supported the delivery of the Tomorrows Driver event for secondary schools in East and Midlothian, held at Brunton Hall Musselburgh. This successful road safety event was attended by approximately 1000 pupils.
- Due to recent incidents the SFRS have attended in the Prestonpans area, the Community Action Team and Musselburgh Fire Station personnel have targeted the area as part of a joint agency approach, working with Police Scotland and the local community wardens.
- Because of two deliberate fires at a building site in Musselburgh, two youths were arrested and are subject to the firesetters intervention process.

Vulnerable Adults

- East Lothian fire crews have submitted 4 adult protection referrals during this quarter and the LALO continues to provide fire related risk information as part of the multi-agency risk assessment conference (MARAC).

Home Safety Visit Referrals

- A total of 62 multi-agency referrals were received by the SFRS during quarter 2. A high proportion of these were generated by the East Lothian Community Access Team which is proving to be a valuable source of high value referrals
- A referral pathway will be established with 2 of the area housing associations commencing in quarter 3 of this year, preparatory risk awareness training is underway.
- Training for falls assessments is now complete at Musselburgh Fire Station and the pilot initiative to deliver a more holistic home safety visit will commence in October.

Summer Thematic Action Plan (TAP)

- During quarter 2 the SFRS Summer TAP was supported by East Lothian firefighters to examine areas where, during the school holidays, an increase in fire raising is common. A total of 29 activities were completed on the Community Safety Engagement Toolkit (CSET) recording system linked to the area initiative. The activities ranged from schools visits before the holidays, attending gala days through to working with multi-agency partners, targeting the areas where some young people having been engaging in fire-raising and other forms of anti-social behaviour.
- Despite the efforts with this, a small, determined group, known to the partners involved, have continued with their behaviours, which will be reflected in the statistics.

Steve Gourlay
Group Manager

Mid/East Lothian and Scottish Borders Prevention and Protection