

# Scrutiny Report 1st July 2016 - 30th September 2016

## East Lothian



*"The data provided in this report is for information purposes to allow Partnership Members to conduct their scrutiny responsibilities. There may be minor amendments between the information in this report and the final statistics – for example: due to delayed reporting or recording of crimes, road crashes or incidents. It would not therefore be accurate or appropriate to refer to, quote or use the data in this report as official statistics. The extraction date from recording systems can differ so data should be seen as accurate on date of extraction by may still be dynamic. All data in the report is to indicate trend only as figures will change over time"*

**Local Priorities**  
**Indicator 1 - Detection Rate: Groups 1 to 5 Crimes**  
**Target - Increase from 2015/16**

**Current situation**

Off target with a fall of 2.4% from this time last year.

**Reasons**

Police Scotland have extended their recording parameters to now include Group 5 crimes, which lists all other crimes that have been detected through pro-active activity, such as carrying offensive weapons, production and manufacture of drugs, possession of drugs. This is in addition to Groups 1-4 crimes which includes violence, indecency, dishonesty and fire-raising/ malicious mischief offences.

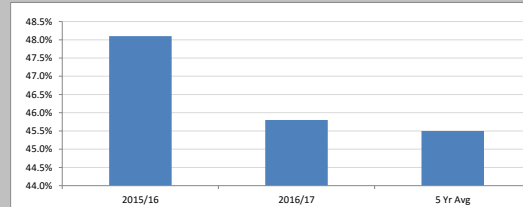
Detection rate in East Lothian is 0.2% above the 5 year average for this period. The detection rate is subject to regular fluctuation and as of 13/11/2016 now stands at 47.3%, this is an improvement on last year to date.

**What are we doing**

- Intelligence led targeting of known offenders, hot-spots and anti-social behaviour through proactive policing.
- High visibility patrols by local community & funded officers as directed by divisional tasking process & also through Multi-Agency Tasking and Coordinating Group
- Multi-Agency collaboration e.g. Partnership interventions (CCTV, ASB teams, Trading Standards and Housing Associations etc.)

**Indicator 1 - Detection Rate: Groups 1 to 5 Crimes**

Division TYTD	EL 2015/16	EL 2016/17	5 Yr Avg	Change
47.0%	48.1%	45.7%	45.5%	Down 2.4%



**Local Priorities**  
**Indicator 2 - Reduce the number of Domestic Housebreaking Offences**  
**Target - Decrease from 2015/16**

**Current situation**

Off target, with an increase of 1.4% from this time last year.

**Reasons**

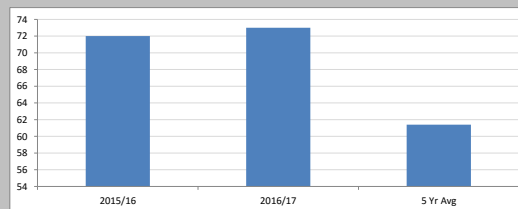
The increase of 1.4% amounts to 1 additional crime compared to this time last year. On a positive note, the number of domestic related housebreakings has continued to reduce and as at 13/11/2016 there is now 3.5% less crimes compared with this time last year.

**What are we doing**

- Prevention, proactive and reassurance, target hardening of repeat victims, visits to vulnerable premises.
- East Lothian Community Action Team and Community officers undertaking reassurance patrols and other Prevention activity.
- ASBO craved routinely for all offenders convicted of housebreaking related offences in East Lothian through ASB Team.
- Crime Prevention Surveys.
- Robust enforcement activity utilising local/regional and national support.
- Op Monarda activity focusing on vulnerable members of the community.
- Architectural Liaison consultations/reports, Secure by Design accreditation.

**Indicator 2 - Reduce the number of Domestic Housebreaking Offences**

Division TYTD	EL 2015/16	EL 2016/17	5 Yr Avg	Change
269	72	73	61.4	Up 1.4%



**Local Priorities**  
**Indicator 3 - Increase detection rate in respect of Domestic Housebreakings**  
**Target - Increase from 2015/16**

**Current situation**

Off target, with a decrease of 21% from this time last year.

**Reasons**

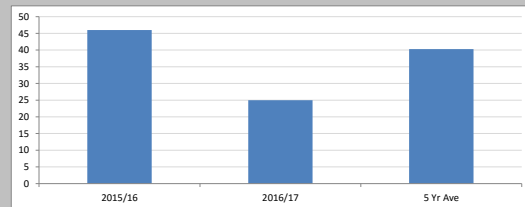
As reported in Q1 Scrutiny report the dedicated department, Criminal Investigation Unit, continue their enquiries into those responsible for housebreakings in East Lothian. These enquiries have identified one culprit who has been recently been charged with 5 domestic housebreaking offences, with additional investigations on-going in respect of 8 further offences. This significant result would represent an increase in detection of just under 15% of all Housebreaking crimes reported in East Lothian for the whole of Quarter 1 and 2.

**What are we doing**

- Operation Reduce and Capture (RAC).
- Joint work with police officers across East of Scotland and Road Policing resource allocation.
- Operation Greenbay sharing intelligence and working in a co-ordinated manner to tackle offenders.
- ASBO proceedings in relation to housebreaking offenders.
- Community and Funded officers undertaking high visibility patrols to enforce ASBO's and deter criminality.
- Community Investigation Unit co-ordinated work across area.
- Crime Prevention Surveys.
- Fast-tracking positive Scenes of Crime evidence.
- Media releases, providing security and safety advice.

**Indicator 3 - Increase detection rate in respect of Domestic Housebreakings**

Division TYTD	EL 2015/16	EL 2016/17	5 Yr Avg	Change
30.1%	46%	25%	40.3%	Down 21%



**Priority 1 - Protecting People**  
**Indicator 4 - Reduce the number of Domestic Abuse Incidents reported**  
**Target - Decrease from 2015/16**

**Current situation**

On target, there has been a reduction of 0.4% compared to this time last year.

**Reasons**

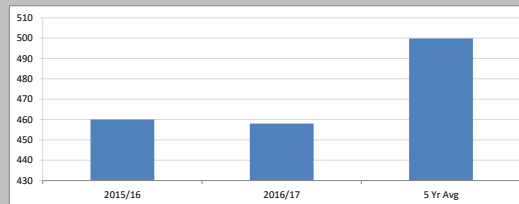
This year to date has seen 2 less Domestic Abuse Incidents reported. Disclosure Scheme Domestic Abuse was rolled out nationally on 1 October 2015. Through the scheme people can request a disclosure if they believe their current partner may have an abusive past, or a request can be made on their behalf. Nationally 1,044 requests for disclosure were made between 1 October 2015 and 29 September 2016. This resulted in 371 disclosures to people who have been told their partner has an abusive past. This scheme has been subject of national and local media coverage with applications made in East Lothian. The anniversary provided an opportunity to promote the work Police Scotland undertake with partners to tackle domestic abuse, and to outline the scale of domestic abuse in Scotland, the needs of victims and the time devoted by Police Scotland.

**What are we doing**

- A thorough and robust investigation process is in place.
- Pro-active Domestic Abuse bail checks.
- MATAC (Multi Agency Tasking and Co-ordination): responsible for identifying and targeting High Risk Domestic Offenders.
- MARAC (Multi Agency Risk Assessment Conference): responsible for identifying and protecting High Risk victims of domestic abuse.
- Officers trained in risk assessment through domestic abuse questionnaire.
- Domestic Abuse investigation unit in place dealing with complex and high tariff cases.
- iVPD's - Risk & Concern management and assessment in conjunction with Partner Agencies.
- Strong National Police Scotland media campaigns.

**Indicator 4 - Reduce the number of Domestic Abuse Incidents**

Division TYTD	EL 2015/16	EL 2016/17	5 Yr Avg	Change
2600	460	458	499.8	Down 0.4%



**Priority 1 - Protecting People**  
**Indicator 5 - Increase the detection rate for Domestic Abuse crimes**  
**Target - Increase from 2015/16**

**Current situation**

Off target, there has been a fall of 7.3% in the detection rate compared to this time last year.

**Reasons**

This reduction amounts to 43 less detected domestic crimes.

The focus on Domestic Abuse over the past three years has resulted in an increase in reporting which has been evident in the longer term incident trend with incident levels peaking in 2014/15. As such it would be expected that this increase would slow to a level with a good balance between proactively impacting on the issue and encouraged reporting. A number of these reports are historical in nature and as such more complex in nature to investigate.

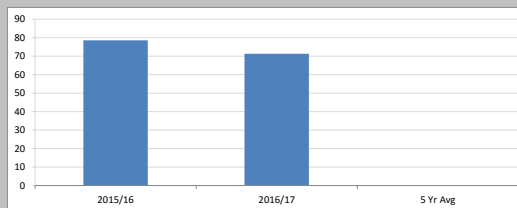
Please note, that the '5 year average' data is not available for detection rates of Domestic Abuse crimes.

**What are we doing**

- A thorough and robust investigation process is in place.
- Pro-active Domestic Abuse bail checks.
- MATAC (Multi Agency Tasking and Co-ordination): responsible for identifying and targeting High Risk Domestic Offenders.
- MARAC (Multi Agency Risk Assessment Conference): responsible for identifying and protecting High Risk victims of domestic abuse.
- Officers trained in risk assessment through domestic abuse questionnaire.
- Domestic Abuse investigation unit in place dealing with complex and high tariff cases.
- iVPD's - Risk & Concern management and assessment in conjunction with Partner Agencies.
- Strong National Police Scotland media campaigns.
- Mental Health Crisis and Suicide Intervention
- Police Scotland Safer Communities have rolled out national training products in respect of Mental Health Crisis and Suicide Intervention. The training was developed in conjunction with NHS Scotland to teach officers and staff about effectively managing mental health incidents and raise awareness of mental health in communities. The training is mandatory for all special constables, police officers up to the rank of Inspector and staff who are in regular face to face contact with the public, e.g. custody staff. It will be delivered on-line and through a half day training course and is due to be completed by February 2017. The training is incorporated into initial training programmes to ensure new staff are trained.

**Indicator 5 - Increase the detection rate for Domestic Abuse crimes**

Division TYTD	EL 2015/16	EL 2016/17	5 Yr Avg	Change
71.9%	78.6%	71.3%	N/A	Down 7.3%



**Priority 1 - Protecting People**  
**Indicator 6 - Ensure 95% of Domestic Abuse initial Bail checks under 24-hour prescribed time limit**  
**Target - exceed 95%**

**Current situation**

On target, 98.8% of all bail checks being completed under 24hrs.

**Reasons**

This figure is equal to that for the whole Division and 3.8% above the set limit. Supervisors and officers are fully aware of the importance of these checks and as such a disciplined tasking process is in place between the courts and the police.

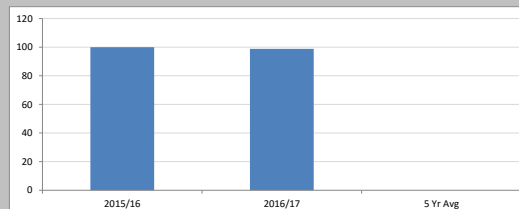
Please note that the '5 year average' data is not available.

**What are we doing**

- A thorough and robust investigation process in place.
- Pro-active Domestic Abuse bail checks.
- MATAC (Multi Agency Tasking and Co-ordination): responsible for identifying and targeting High Risk Domestic Offenders.
- MARAC (Multi Agency Risk Assessment Conference): responsible for identifying and protecting high risk victims of domestic abuse
- All officers now trained in risk assessment through domestic abuse questionnaire.
- Domestic Abuse Investigation unit in place dealing with complex and high tariff cases.
- Domestic Abuse Task Force covering East Of Scotland, to investigate serious & complex cases identified by Police/partner agencies.
- Addressing conversion rates from incidents to crimes.

**Indicator 6 - Ensure 95% of Domestic Abuse initial Bail checks are conducted within the 24-hour prescribed time limit**

Division TYTD	EL 2015/16	EL 2016/17	5 Yr Avg	Change
98.8%	100.0%	98.8%	N/A	Down 1.2%



**Priority 1 - Protecting People**  
**Indicator 7 - Increase the detection rate for Sexual Offences (Group 2 Crime)**  
**Target - Increase from 2015/16**

**Current situation**

On target, with a detection rate 4.4% up compared to this time last year.

**Reasons**

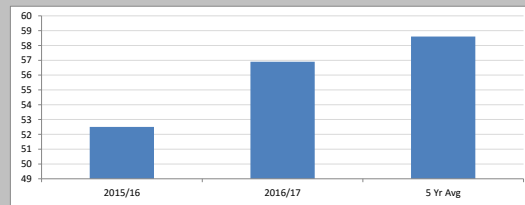
There has been an 18% rise in Sexual crimes being reported compared to this time last year approximately 45% of these investigations are historical in nature. These historical offences remain on-going live investigations due to protracted/complex nature, some of these offences date back to the 1960's. Sexual crime reports have increased this year, we are taking every opportunity presented to us to deal with offences within a domestic settings, it is encouraging that victims feel more confident in coming forward and reporting such crimes, no matter how long ago they may have happened.

**What are we doing**

- Dedicated Public Protection Unit with specialist officers providing support and investigation lead.
- Systematic review of all Group 2 crimes and analysis to identify crime patterns.
- Multi-agency protection measures through Child and Adult Protection Services.
- Utilising Banning Orders and other relevant legislation

**Indicator 7 - Increase the detection rate for Sexual Offences (Group 2 Crime)**

Division TYTD	EL 2015/16	EL 2016/17	5 Yr Avg	Change
68.5%	52.5%	56.9%	58.6%	Up 4.4%





**Priority 2 - Reducing Anti-Social Behaviour**  
**Indicator 8 - Reduce the number of Disorder incidents**  
**Target - N/A**

**Current situation**

Off target, there has been an increase of 11.9% in Disorder incidents from this time last year.

**Reasons**

Following a recent increase in Disorder and Antisocial Behaviour complaints, a Short-Life working Group was formed within East Lothian to explore data recording changes and other factors impacting upon Disorder and Antisocial Behaviour. A more detailed paper, with findings, will be presented for discussion at the Police, Fire and Community Safety Committee. The findings can be summarised as disorder and anti-social behaviour incidents are showing increases of 11.9% and 20% respectively however this is partly due to recent improvements in data capture methods and call handling capacity within East Lothian and Police Scotland. That said, following partnership review it is believed there have been increases year to date but not to the extent reported.

A Service Level Agreement covering the current financial year provides funding for three officers and one antisocial behaviour officer where previously thirteen officers were dedicated to targeting antisocial behaviour. Any correlation between recent increases in antisocial behaviour and funding reductions will remain under close scrutiny. The Night Time Noise Service, reduced its operating hours earlier this year, the review has concluded that this resulted in 100 additional calls being attended over a 6 month period by Police Scotland. These calls would have previously been attended by council officers.

Police Scotland, East Lothian Council and partner agencies are committed to continuous review and improvement in response to antisocial behaviour.

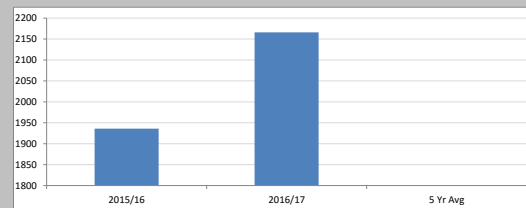
\*Please note that Police Scotland do not produce 5 yr average as figures pre Police-Scotland cannot be validated.

**What are we doing**

- The efforts to address Antisocial Behaviour will continue and working with partners to ensure intelligence led patrols and preventative work is effective and efficient reassuring residents that they are safe to reside and visit East Lothian.
- Much of the work comes as a result of the multi agency ASB Team which works from Tranent and includes ASB officers, Housing, Police (including Funded Officers) and Community Wardens co-located using a process which reviews all relevant incidents daily and a weekly Tasking and Co-ordinating Meetings which incorporates other partners such as Council CCTV, Fire Service and Youth Workers to proactively deploy intelligence led resources.
- Youth Community Officers and Community Ward Officers have been delivering ASB school talks in East Lothian High Schools
- Repeat victim protocol reviewed and updated

**Indicator 8 - Reduce the number of Disorder incidents**

Division TYTD	EL 2015/16	EL 2016/17	5 Yr Avg	Change
10,796	1,936	2,166	N/A	Up 11.9%



**Priority 2 - Reducing Anti-Social Behaviour (ASB)**  
**Indicator 9 - Reduce the number of ASB incidents**  
**Target - Decrease from 2015/16**

**Current situation**

Off target, there has been an increase of 20% in ASB incidents from this time last year.

**Reasons**

ASB incidents, are defined for counting purposes as, Complaint, Disturbance, Noise, Neighbour Dispute, Drinking in Public, Communications and Vandalism; the last 3 categories are in addition to those that are reported as Disorder incidents (Indicator 8).

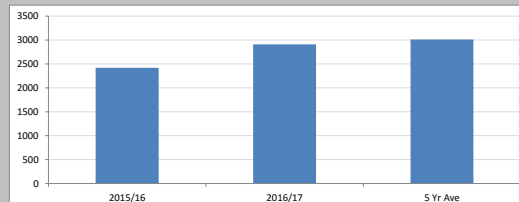
Comments within Indicator 8. Operation Wolf Castle involved a partnership team providing enhanced and dedicated high visibility patrols deployed in the Prestonpans and Musselburgh area to tackle an increase in antisocial behaviour and disorder incidents. This has been highly successful in addressing issues in this area on a partnership basis. Dedicated Community Ward Officers have been active in the community supporting diversionary activity. East Lothian Councils CLD Service agreed to provide a Friday night youth drop in club for secondary pupils in partnership with colleagues from the Preston Seton and Gosford Children and Youth Network. The purpose of the group is to provide a safe environment for young people to socialise with their peers and take part in leisure and informal education activities. The dedicated Prestonpans Community Officers has provided a presence at the club both in uniform and plain clothes. Officers will engage with the youths and form positive relationships with them in order to improve relationships.

**What are we doing**

- The efforts to address Antisocial Behaviour will continue and working with partners to ensure intelligence led patrols and preventative work is effective and efficient reassuring residents that they are safe to reside and visit East Lothian.
- Much of the work comes as a result of the multi agency ASB Team which works from Tranent and includes ASB officers, Housing, Police (including Funded Officers) and Community Wardens co-located using a process which reviews all relevant incidents daily and a weekly Tasking and Co-ordinating Meetings which incorporates other partners such as Council CCTV, Fire Service and Youth Workers to proactively deploy intelligence led resources.
- Youth Community Officers and Community Ward Officers have been delivering ASB school talks in all EL High Schools
- Social Media promoting antisocial behaviour campaigns

**Indicator 9 - Reduce the number of ASB incidents**

Division TYTD	EL 2015/16	EL 2016/17	5 Yr Avg	Change
14,389	2419	2910	3011	Up 20%



**Priority 2 - Reducing Anti-Social Behaviour**  
**Indicator 10 - Reduce the number of Hate Incidents**  
**Target - Decrease from 2015/16**

**Current situation**

Off target, a 43% increase in comparison to this time last year.

**Reasons**

The 43% increase is equivalent to 10 additional incidents. Since the last quarter there have been regular Social Media posts promoting Hate Crime awareness. PC Rona Duncan and Transport Liaison for Lothian Buses conducted an input with Smarttalk (Learning Disabilities group) covering Hate Crime awareness. Youth Community Officers conducted several inputs on Hate Crime across the County.

Quarter 2 has seen a significant increase in Third party reporting sites across East Lothian, this has risen from 9 sites to 20. We will continue to provide training in this area and we should see further increases in Third Party Reporting sites across the County, encouraging and supporting reporting of such matters. Many people are reluctant to report directly to the Police and these sites provide a safe and supported environment, to encourage reporting.

Hate Crime is a priority in East Lothian and across the whole of Scotland and the recent campaign seeks to reinforce the message that prejudice based on sexual orientation, transgender identity, disability, racial or religious lines will not be tolerated.

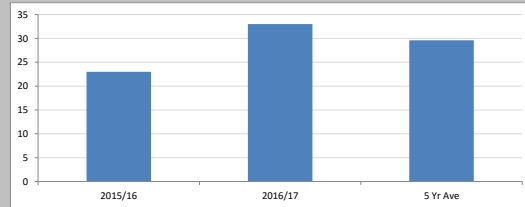
Continued multi agency risk assessment and robust enforcement help mitigate the harm and raise awareness throughout communities.

**What are we doing**

- A thorough and robust investigation process in place and monitored by Community Inspectors.
- ASB Team review at the weekly Tasking and Co-ordinating & Adult Monitoring Groups.
- Agenda item on daily Police Tactical Tasking and Co-ordinating process providing governance.
- Risk undertaken by Public Protection Unit and Local Authority Liaison Officer.

**Indicator 10 - Reduce the number of Hate Incidents**

Division TYTD	EL 2015/16	EL 2016/17	5 Yr Avg	Change
205.0	23	33	29.6	Up 43%



**Priority 2 - Reducing Anti-Social Behaviour**  
**Indicator 11 - Reduce the number of Hate Crimes**  
**Target - Decrease from 2015/16**

**Current situation**

Off target, there has been a 57.1% increase from this time last year.

**Reasons**

A 57.1% increase is equivalent to a rise of 12 Hate crimes compared against this time last year, this remains below the 5 year average. The distribution of characteristics is outlined below, it should be noted that some crimes can involve one more than one characteristic-  
 Race- 68%, Sex Orient.- 32%, Disability- 2.7%, Religion- 8% Transgender 0%

This along with efforts to raise awareness of such crime coupled with robust investigations should provide a good balance between encouraging reporting and impacting upon the issue.

The distribution of other factors is as follows-

Alcohol involved- 22%, Point of sale- 22%, Violent- 54%, Police Victim- 13.5%, Takeaway- 5%, Neighbours 8%

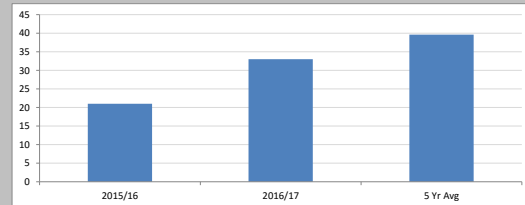
Quarter 2 has seen the Third party Reporting sites increase from 9 to 20, increasing the reporting capacity for Hate Crime. Within the Prevention Delivery Model the Engaging Communities portfolio holder undertakes a review and analysis of each crime, there have been no particular crime patterns identified. This is subject to regular review.

**What are we doing**

- A thorough and robust investigation process in place and monitored by Community Inspectors.
- ASB Team review at the weekly Tasking and Co-ordinating & Adult Monitoring Groups.
- Agenda item on daily Police Tactical Tasking and Co-ordinating process providing governance.
- Risk Assessment undertaken by Public Protection Unit and Local Authority Liaison Officer.

**Indicator 11 - Reduce the number of Hate Crimes**

Division TYTD	EL 2015/16	EL 2016/17	5 Yr Avg	Change
214	21	33	39.6	Up 57.1%



**Priority 2 - Reducing Anti-Social Behaviour**  
**Indicator 12 - Increase the detection rate for Hate Crime**  
**Target - Increase from 2015/16**

**Current situation**

Off target, a reduction of 44.8% from this time last year.

**Reasons**

There has been an increase of 12 Hate crimes reported compared to this time last year and of these crimes a number are and remain active and on-going enquiries.

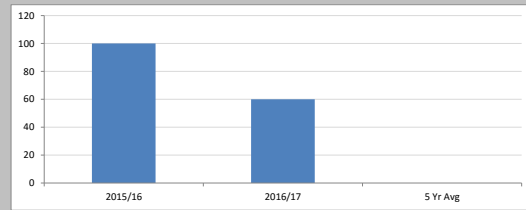
Please note that the '5 year average' data is not available. Hate Crime is not substantive but classed as an aggravator and the data is sourced from the Interim Vulnerable Persons Database (iVPD) system, which was only introduced 3 years ago.

**What are we doing**

- Robust investigation and review process.
- Sharing intelligence and using it to target patrols and be visible in the right place, at the right time.
- Daily review of iVPD Hate Crime referrals to capture any missed opportunities.

**Indicator 12 - Increase the detection rate for Hate Crime**

Division TYTD	EL 2015/16	EL 2016/17	5 Yr Avg	Change
70.6%	104.8%	60.0%	N/A	Down 44.8%



**Priority 3 - Reducing Violence**  
**Indicator 13 - Reduce the level of Group 1 Violent Crime**  
**Target - Decrease from 2015/16**

**Current situation**

Off target, there has been an increase of 57.1% compared to this time last year, from 28 to 44 crimes recorded.

**Reasons**

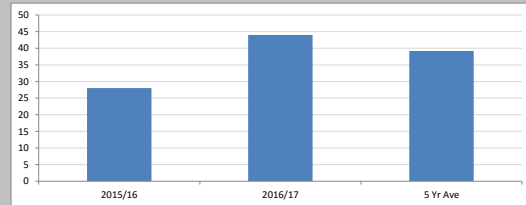
There has been an increase of 16 violent crimes reported compared to this time last year. The largest increase has been in relation to serious assaults which have increased from 9 last year to date to 24 this year to date. In all of these offences except one the offender and victim were known to each other. In 7 of these cases this related to domestic crimes where there had been no previously reported incidents. A great deal of this increase can be put down to the strict adherence to a change in definition of what is classed as a 'serious assault' – consequently we are now recording incidents as serious assaults, which in the past would have been common assaults. This is similarly reflected across a number of Divisions in Police Scotland. There does not appear to be a real pattern to locations/repeat offenders, with a 75% detection rate for serious assaults. It is also worth noting that the detection rate for Group 1 Violent Crime currently sits at 82.8%.

**What are we doing**

- Enhanced offender management processes.
- Intelligence led targeting of known offenders, hot-spots and antisocial behaviour through proactive policing.
- High visibility patrols by local community and funded officers as directed by police divisional tasking process and also through multi-agency Tasking and Co-ordinating Group process.
- Multi-agency collaboration e.g. Partnership interventions (CCTV, ASB teams, Community Wardens, Police Funded Team, Scottish Prison Service and Housing Associations etc.).
- East Lothian officers have been promoting prevention advice attending at various public events across the County providing advice and inputs in relation to Get Safe On-Line. This has also involved the Youth Community Officers providing inputs at schools across East Lothian.
- Get Safe On-Line Prevention Media messages

**Indicator 13 - Reduce the level of Group 1 Violent Crime**

Division TYTD	EL 2015/16	EL 2016/17	5 Yr Avg	Change
281	28	44	39.2	Up 57.1%



**Priority 3 - Reducing Violence**  
**Indicator 14 - Increase the number of positive Stop and Searches for Offensive Weapons**  
**Target - Increase from 2015/16**

**Current situation**

An enhanced version of the National Stop & Search Database commenced on 1 June 2015. The enhanced database brought significant changes in the process of data capture and the methodology for recording data items. No previous year to date figures are provided as it has been previously acknowledged this data is not 100% accurate, therefore comparisons will provide misleading results or invalid conclusions. Management Information and data in respect of stop and search can be found on the Police Scotland website via <http://www.scotland.police.uk/about-us/police-scotland/stop-and-search-data-publication>.

**Reasons**

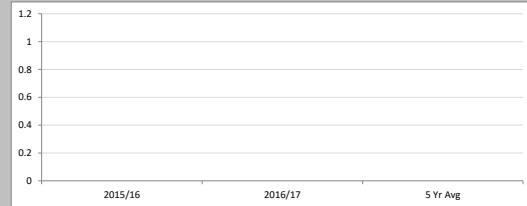
No comparative data is available for stop search figures.

**What are we doing**

Intelligence led and proactive targeting using the concept of right person, right place, at the right time.

**Indicator 14 - Increase the number of positive Stop and Searches for Offensive Weapons**

Division TYTD	EL 2015/16	EL 2016/17	5 Yr Avg	Change
N/A	N/A	N/A	N/A	N/A



**Priority 4 - Tackling Substance Misuse**  
**Indicator 15 - Increase the number of positive Stop and Searches for Controlled Drugs**  
**Target - Increase from 2015/16**

**Current situation**

An enhanced version of the National Stop & Search Database commenced on 1 June 2015. The enhanced database brought significant changes in the process of data capture and the methodology for recording data items. No previous year to date figures are provided as it has been previously acknowledged this data is not 100% accurate, therefore comparisons will provide misleading results or invalid conclusions. Management Information and data in respect of stop and search can be found on the Police Scotland website via <http://www.scotland.police.uk/about-us/police-scotland/stop-and-search-data-publication>.

**Reasons**

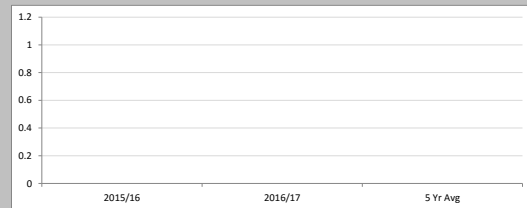
No comparative data is available for stop search figures.

**What are we doing**

Intelligence led and proactive targeting using the concept of right person, right place, at the right time.

**Indicator 15 - Increase the number of positive Stop and Searches for Controlled Drugs**

Division TYTD	EL 2015/16	EL 2016/17	5 Yr Avg	Change
N/A	N/A	N/A	N/A	N/A





**Priority 4 - Tackling Substance Misuse**  
**Indicator 16 - Increase the number of on/off sales licensed premises visits**  
**Target - Increase from 2015/16**

**Current situation**

Off target, down 25 from 184 to 159 visits to licensed premises (including incidents) this year.

**Reasons**

There are currently no Problematic or Monitored premises in East Lothian. The figure combines the number of visits, which are either, 'proactive' (conducted during routine patrols) or 'reactive' (attending on-going incidents which are linked to a licensed premises). Problematic Premises - those operating in a manner inconsistent with the licensing objectives or outwith the conditions of a Premises Licence and where local Police intervention and support has failed or is unlikely to succeed in resolving the issues. A premises review request to the local licensing board is considered the most appropriate way to address the issue.

Monitored - The premises have come to note for a minor adverse issue and are being monitored. This may result in an informal intervention in terms of advice/support to the premises along with police visits.

As you can see from previous years the number of incidents/visits are down. This should be viewed as a positive, incidents are down and visits are up in this quarter.

With the recruitment of support staff in the Licensing Dept the Licensing Officer has increased proactivity in relation to checks. In addition the introduction of the new Inn Keeper System (April 2016) has improved efficiency allowing increased joint partnership visits with the East Lothian Licensing Standards Officer.

Test purchasing is still an on-going tactic that raises awareness in 'off sales'.

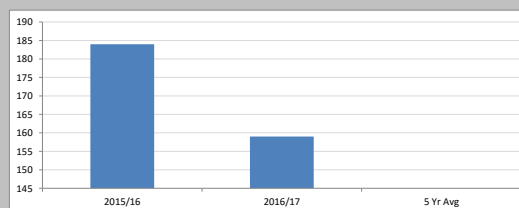
**What are we doing**

Officers will continue to make regular visits to Licensed Premises as part of focused patrols in support of various initiatives, such as Test Purchase Operations.

- Campaign Against Violence deployment and Town Dispersal plans.
- Reduction in night time economy Premises.
- Pub Watch.
- In East Lothian we continue to utilise the Exclusion Order legislation at every opportunity. We have several pub watches that continue to work well and an increase in Best Bar None applicants, year on year.
- Joint partnership visits with the East Lothian Licensing Standards Officer

**Indicator 16 - Increase the number of on/off sales licensed premises visits**

Division TYTD	EL 2015/16	EL 2016/17	5 Yr Avg	Change
N/A	184	159	N/A	Down 25



**Priority 5 - Making Our Roads Safer**  
**Indicator 17 - Reduce the number of people killed or seriously injured on our roads**  
**Target - Decrease from 2015/16**

**Current situation**

On target, there has been a 29.4% decrease in the number of people killed or seriously injured on our roads, from 17 to 12 compared with this time last year.

**Reasons**

There were no fatalities on East Lothian roads compared to 2 this time last year. The 12 quoted relate to accidents where persons were seriously injured, this is 3 less than the same period last year.

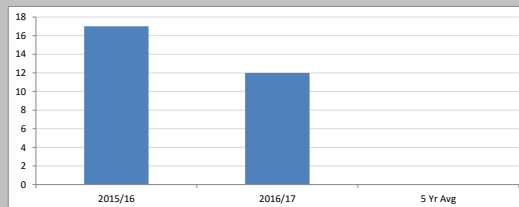
Continued preventative and proactive activity, in conjunction with focused enforcement, using local Divisional officers with support from Road Policing Unit, in accordance with National Road Safety Campaigns and direct tasking following collaboration with partners at ELC Road Safety Working Group and Community Safety Department.

**What are we doing**

-Local Officers and Roads Policing Officers targeting priority routes positively influencing driver behaviour. They have been paying particular attention to the A198/99 coastal routes (these had seen the most serious road collisions in recent years), engaging with car drivers and motorcyclists. Very often these road users are either warned or given advice in an effort to make them safer drivers and more aware of the potential hazards which exist.  
 -Preventative Activity including "2MRO's Driver" delivered to over 1250 6th Year Pupils and Vulnerable Road Users Campaign  
 -This year local officers and specialist Roads Policing Officers have been deployed to target speeding drivers in East Lothian hot spots. These have been identified through analysis/ community feedback of road collisions, in this way deploying resources at the right place at the right time.  
 -Increasing the number of officers trained in the use of handheld radar devices and undertaking enforcement activity aligned to hot-spot areas. Continued preventative and proactive activity, in conjunction with focused enforcement, using local Divisional officers with support from Road Policing Unit and the Safety Camera Partnership, in accordance with National Road Safety Campaigns and direct tasking following collaboration with partners at ELC Road Safety Working Group and Community Safety Department.

**Indicator 17 - Reduce the number of people killed or seriously injured on our roads**

Division TYTD	EL 2015/16	EL 2016/17	5 Yr Avg	Change
89	17	12	N/A	Down 29.4%



**Priority 5 - Making Our Roads Safer**  
**Indicator 18 - Increase the number of people detected for Drink/Drug Driving offences**  
**Target - Increase on 2015/16**

**Current situation**

Off target, there has been an 12.2% decrease in people detected for drink/drug driving offences.

**Reasons**

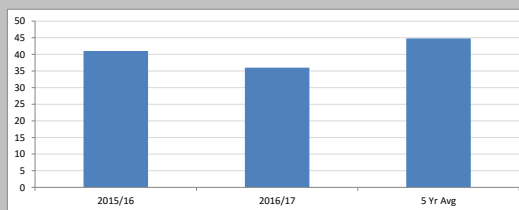
Although this indicator is off target by 12.2%, this is representative of a change from 41 to 36 compared to this time last year.

**What are we doing**

- Focused Roads Police enforcement from both Divisional Roads Police Unit and Trunk Roads Police
- This activity is reflected in the drivers stopped for speeding and the net result of this was an increase in the number of drivers stopped and breathalysed.
- Seasonal Drink/Driving campaign.

**Indicator 18 - Increase the number of people detected for Drink/Drug Driving offences**

Division TYTD	EL 2015/16	EL 2016/17	5 Yr Avg	Change
278	41	36	44.8	Down 12.2%



**Priority 5 - Making Our Roads Safer**  
**Indicator 19 - Increase the number of people detected for Dangerous Driving offences**  
**Target - Increase from 2015/16**

**Current situation**

On target, with an increase of 66.7% compared to this time last year, from 12 to 20 people detected for dangerous driving offences.

**Reasons**

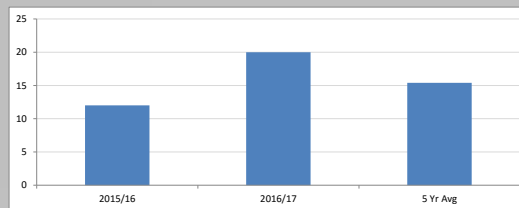
Continued preventative and proactive activity, in conjunction with focused enforcement, using local Divisional officers with support from Road Policing Unit, in accordance with National Road Safety Campaigns and direct tasking following collaboration with partners at ELC Road Safety Working Group and Community Safety Department.

**What are we doing**

- ELCAT and the majority of Community Ward Officers are trained in the use of hand-held radar devices, with additional equipment being purchased.
- There is also a continued strong representation at the East Lothian Partnership Road Safety Working Group.
- Increased detection of those involved in housebreakings, where vehicles are stolen and driven dangerously.

**Indicator 19 - Increase the number of people detected for Dangerous Driving offences**

Division TYTD	EL 2015/16	EL 2016/17	5 Yr Avg	Change
124	12	20	15.4	Up 66.7%



**Priority 6 - Tackling Serious Organised Crime**  
**Indicator 20 - Increase the number of cash seizures and restraints through the Proceeds of Crime Act**  
**Target - Increase from 2015/16**

**Current situation**

Off target, down by £139,299 from this time last year.

**Reasons**

Every opportunity is taken to enforce powers under terms of the Proceeds of Crime Act.

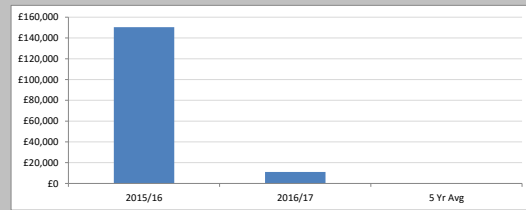
The reported figure represents money seized from those criminals living within East Lothian. It is not indicative of whether or not this money was from the proceeds of crimes committed within East Lothian. Last years total included the sum of £121,115 which was seized from 2 individuals. This years figure is as a result of 7 seizures compared to 9 last year.

**What are we doing**

- Priority targeting of drug supply network.
- Proceeds of Crime Act legislation utilised in every instance.
- Engagement with East Lothian Council to promote and support activity of the multi agency Serious & Organised Crime Group meeting, which Kenny Black, East Lothian Council Safer Communities Team Leader now acting as a Single Point Of Contact.
- Providing support and sharing information with East Lothian Council regarding Procurement.

**Indicator 20 - Increase the number of cash seizures and restraints through the Proceeds of Crime Act**

Division TYTD	EL 2015/16	EL 2016/17	5 Yr Avg	Change
N/A	£150,334	£11,035	N/A	Down £139,299



**Priority 6 - Tackling Serious Organised Crime**  
**Indicator 21 - Increase the number of people detected for Supplying Drugs**  
**Target - Increase from 2015/16**

**Current situation**

On target, with an increase of 3.4% from this time last year of people detected for supplying drugs, from 29 to 30.

**Reasons**

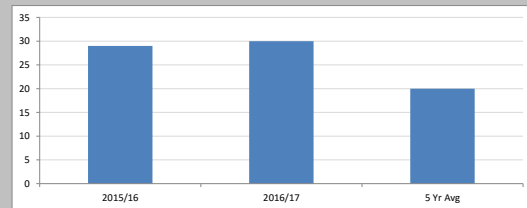
Intelligence led and proactive targeting using the concept of right person, right place, at the right time.

**What are we doing**

- Engage in intelligence led targeting of this anti-social behaviour activity as it has a significant negative impact.
- Intelligence discussed and allocated through divisional tasking process and also through multi-agency Tasking and Co-ordination Group process to improve effectiveness.
- Proactive use of media to communicate successful operations to ensure communities realise benefits of reporting information/ intelligence.
- Prioritisation of cannabis cultivations to address safety implications to the public.

**Indicator 21 - Increase the number of people detected for Supplying Drugs**

Division TYTD	EL 2015/16	EL 2016/17	5 Yr Avg	Change
185	29	30	20	Up 3.4%



## Complaints against the Police

Number of complaints	44
----------------------	----

Number of Complaints per 10,000 Police Incidents	31.4
--	------

Total allegations recorded	On Duty	Off Duty
	42	0

Quality of service allegations	Total number of allegations
17	59