



# LOCAL PLAN PERFORMANCE REPORT FOR EAST LoTHIAN



**SCOTTISH  
FIRE AND RESCUE SERVICE**  
Working together for a safer Scotland

Quarter 4 Performance Report, 1<sup>st</sup> January– 30<sup>1st</sup> March, 2016

**Working together  
for a safer Scotland**



## DISCLAIMER

The figures included in this report are provisional and subject to change as a result of quality assurance and review. The statistics quoted are internal management information published in the interests of transparency and openness.

The Scottish government publishes Official Statistics each year which allow for comparisons to be made over longer periods of time.

Please ensure any external partners in receipt of these reports are aware of this.

<b>CONTENTS</b>	<b>PAGE</b>
1 <b>Introduction</b>	<b>3</b>
2 <b>Performance Summary</b>	<b>4</b>
3 <b>Progress on local fire &amp; rescue plan priorities</b>	
<i>Local Risk Management and Preparedness</i>	<b>5</b>
<i>All accidental dwelling fires</i>	<b>7</b>
<i>All fire casualties (fatal &amp; non-fatal (incl. p/c's))</i>	<b>9</b>
<i>All deliberate fires</i>	<b>11</b>
<i>Special Service - RTCs</i>	<b>13</b>
<i>Special Service Casualties - All</i>	<b>15</b>
<i>False Alarm - UFAs</i>	<b>17</b>
4 <b>Appendices</b>	
5 <b>Glossary</b>	

## Introduction

This performance report provides information on our prevention, protection and operational response activities within the East Lothian for Quarter 4 of 2015-16 (1st January – 31st March 2016) including information on the year to date.

The Scottish Government provides an overarching vision for public services. This vision supported by 16 National Outcomes, which demonstrate commitment to creating a more successful country, with opportunities for all of Scotland to flourish, through increasing sustainable growth. The Scottish Fire and Rescue Service (SFRS) can make a significant contribution to improving these outcomes for East Lothian by contributing to the Community Planning arrangements across the area.

The national priorities for the SFRS are set out in the Fire and Rescue Framework for Scotland. The SFRS Strategic Plan 2013-2016 outlines how the SFRS will deliver against these priorities and the outcomes against which this delivery can be measured.

The priorities contained within the Local Fire and Rescue Plan for East Lothian 2014-2017 contribute towards the priorities within the East Lothian Plan - Single Outcome Agreement and the Community Safety Strategic Assessment 2012-15.

The aims of the local Fire & Rescue Service in East Lothian are to reduce fire deaths and to reduce injuries from fire and other emergencies in the community. We aim to achieve this by working in partnership, being pro-active and targeting our prevention and protection activities to where they are required, based on evidence.

The Local Fire and Rescue Plan for East Lothian 2014-2017 identifies the following five objectives as the main focus for service delivery locally:

- Priority 1. Reduction of Accidental Dwelling Fires,
- Priority 2. Reduction in Fire Casualties and Fatalities,
- Priority 3. Reduction of Deliberate Fire Setting,
- Priority 4. Reduction in Road Traffic Collisions,
- Priority 5. Reduction of Unwanted Fire Alarm Signals.

Area Manager David Farries

Local Senior Officer for East Lothian, Midlothian and the Scottish Borders.

david.farries@firescotland.gov.uk

## Performance Summary

We measure how well we are meeting our priorities using 6 key indicators, depicted below

Key performance indicator	Apr to (& incl.) Mar					RAG rating
	2011/12	2012/13	2013/14	2014/15	2015/16	YTD
All accidental dwelling fires	86	96	81	73	79	▲
All fire casualties (fatal & non-fatal (incl. p/c's))	26	17	15	12	9	●
All deliberate fires	309	150	191	141	200	◆
Special Service - RTCs	41	29	48	47	56	◆
Special Service Casualties - All	47	24	66	46	80	◆
False Alarm - UFAs	404	439	460	451	461	▲

### RAG rating - KEY

◆	RED DIAMOND	10% higher than the previous YTD period, or local target not achieved.
▲	YELLOW TRIANGLE	Up to 9% higher than the previous YTD period, or local target not achieved.
●	GREEN CIRCLE	Equal to or improved upon the previous equivalent quarter (or YTD period), or local target achieved.

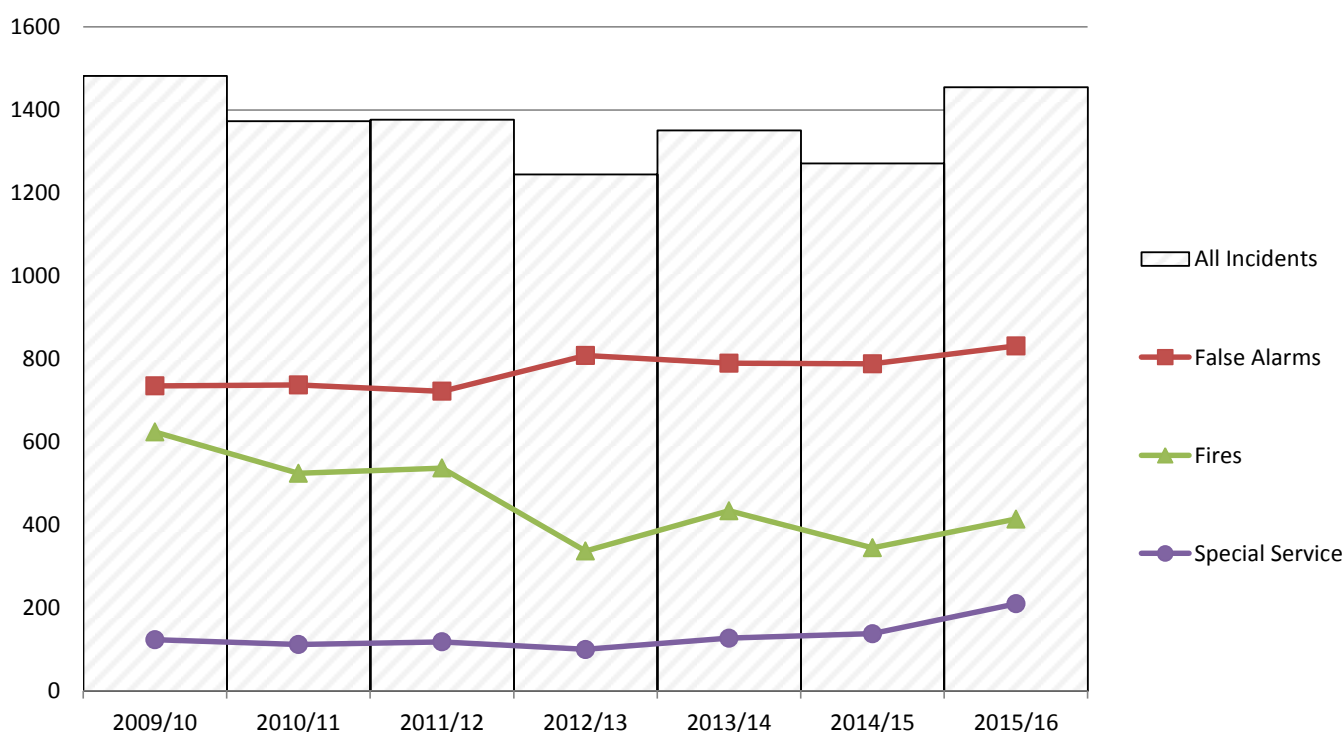
### Note

Quarterly comparison RAG Rating = the reporting period compared to the average of the three previous quarterly reporting periods.  
 Year to Date RAG Rating = the cumulative total of all quarterly performance in current year compared to cumulative total of all quarterly performance in previous year.

### Incident Overview

During this financial year to date, SFRS responded to 1455 incidents in East Lothian, an increase of 184 incidents when compared to last year.

The chart below illustrates incidents YTD attended within East Lothian council over the last 6 fiscal years



**Progress on local fire & rescue plan priorities**

**Local Risk Management and Preparedness**

The Service must identify, prioritise and plan to meet the risks in each local community.

We said we would:

- train our staff to deal with our local risks
- gather and analyse risk information
- work with partners to mitigate risks
- deal with major events

Train our staff to deal with our local risks

All of our operational staff undertake routine and risk specific skill acquisition and maintenance training.

Gather and analyse risk information

All of our operational staff gather and analyse local risk information and operational intelligence, used in our preparations to resolve incidents. We conduct Post Incident Debriefs to identify any lessons that can be learned from our preparedness and response to emergency events. We use Urgent Operational Intelligence Briefings to inform our operational staff of any safety critical information.

Work with partners to mitigate risks

We continue to be an active member of the East Local Resilience Partnership. We share information with local authority partners and other key stakeholders (e.g. Police Scotland) to ensure emergency event risks are mitigated.

Deal with major events

There were no major fire events or significant emergency events in this reporting period.



## Reduction of 'All accidental dwelling fires'

Accidental dwelling fires can have devastating effects on our community. The SFRS is committed to keeping people safe in their homes. We share information with partners to make sure that the right people get the right information they need, particularly those who are vulnerable due to age, isolation or addiction. Reduction of Accidental Dwelling Fires contributes to the East Lothian Plan - Single Outcome Agreement.

### Results

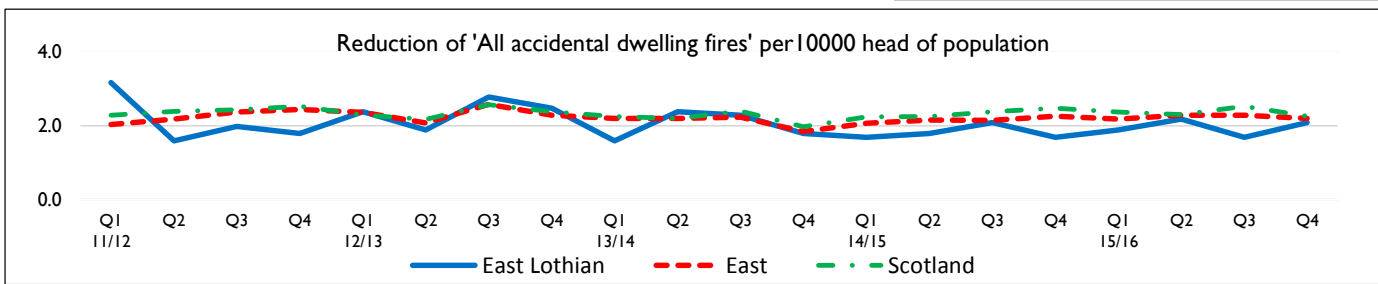
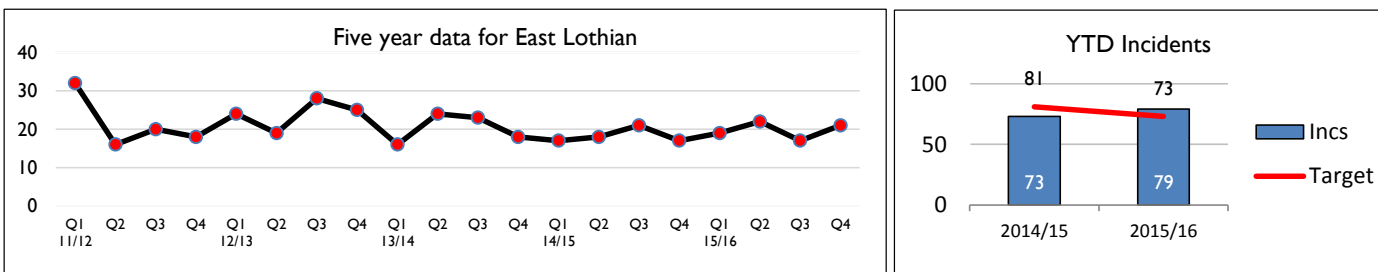
We aim to reduce Accidental Dwelling Fires in East Lothian by contributing towards the SFRS target of 10% reduction per year, over a three-year rolling period. During this quarter, we responded to 21 Accidental Dwelling Fires, which is an increase of 4 incidents from the same period last year. The long-term trend based upon incidents/10,000 population is slightly below that of both the Scottish and East Delivery Area trends.

### Reasons

Of these 21 fires, 71% occurred in single occupancy households with 40% being in the over 65 category. The main causes were cooking (48%) or smoking materials (24%). 80% of the fires started in the kitchen with 90% confined to the room where the fire started. It is clear from this evidence for the need in continuing to target those mostly at risk in single occupancy households as well as the need to continue to ensure those properties have working smoke detection.

### Actions

During this reporting period, 380 Home Fire Safety Visits were carried out and 201 smoke detectors were fitted within East Lothian. Of this total, 125 visits were carried out in premises deemed as being 'high risk'. In addition, we continue to work with our partners in East Lothian Council and seek opportunities with social work and NHS to target those most vulnerable and at risk from fire.



YTD ward ave. for East Lothian - 11	2011/12	2012/13	2013/14	2014/15	2015/16	Sparklines
East Lothian	86	96	81	73	79	
Musselburgh West	9	13	9	10	10	
Musselburgh East and Carberry	17	12	16	8	10	
Preston/Seton/Gosford	12	17	9	6	11	
Fa'side	15	15	16	10	9	
North Berwick Coastal	9	12	8	10	13	
Haddington and Lammermuir	13	8	13	14	16	
Dunbar and East Linton	11	19	10	15	10	





## Reduction of 'All fire casualties (fatal & non-fatal (incl. p/c's))'

Fire casualty and fatality rates provide an indication of the amount of serious, life-threatening injuries that occur due to fire. This can indicate not only the success of SFRS in reducing the number of life risk fires through community fire safety and similar activities, but also their success in response activity in saving lives.

### Results

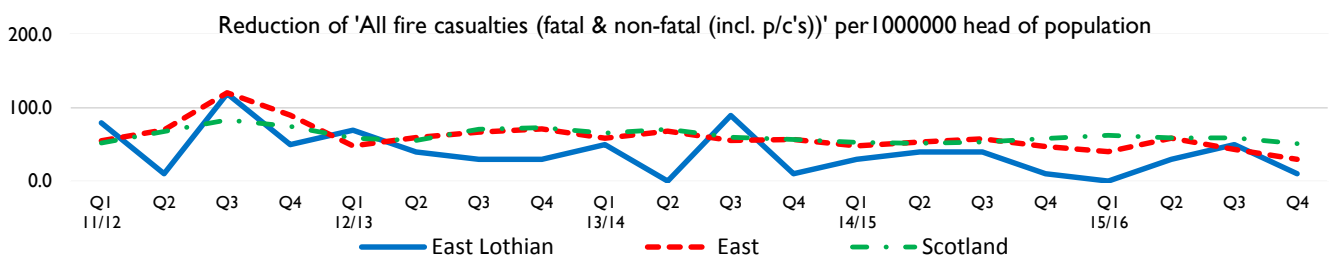
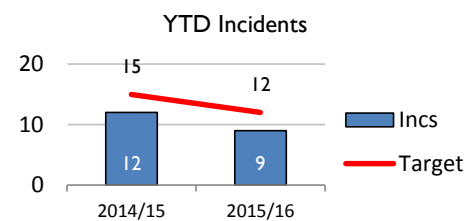
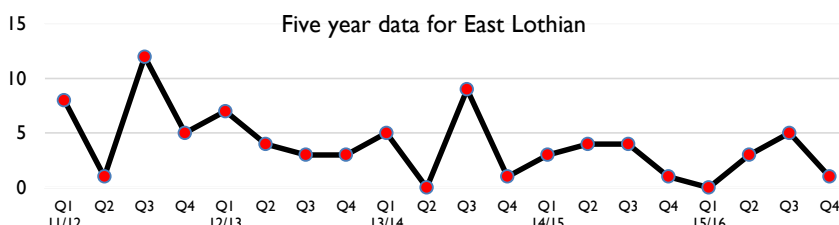
There were no reported Fire fatalities in the reporting period. We aim to reduce Fire Casualties in East Lothian each per year, which contributes towards the SFRS target of reducing Fire Casualties by 5% per year, over a three-year rolling period. In this reporting period, SFRS dealt with 1 casualty due to a fire. This is the same as period 4 last year and the least amount of casualties in the last 5 years, down from 26 to 9. The long-term trend based upon casualties/10,000 population shows East Lothian and is significantly below the Scottish and East delivery area average.

### Reasons

Historically East Lothian has had low numbers of casualties from fires and it is pleasing that trend is continuing to reduce. The casualty rescued from fire received first aid treatment at the scene and had a working smoke detector in their home.

### Actions

During this reporting period, 380 Home Fire Safety Visits were carried out and 201 smoke detectors were fitted within East Lothian. Of this total, 125 visits were carried out in premises deemed as being 'high risk'. In addition, we continue to work with our partners in East Lothian Council and seek opportunities with social work and NHS to target those most vulnerable and at risk from fire.



YTD ward ave. for East Lothian - I	2011/12	2012/13	2013/14	2014/15	2015/16	Sparklines
East Lothian	26	17	15	12	9	
Musselburgh West	3	2	0	3	4	
Musselburgh East and Carberry	6	4	1	1	0	
Preston/Seton/Gosford	2	4	2	1	0	
Fa'side	10	4	3	0	1	
North Berwick Coastal	0	0	0	2	2	
Haddington and Lammermuir	4	0	4	3	1	
Dunbar and East Linton	1	3	5	2	1	



## Reduction of 'All deliberate fires'

Although deliberate fire setting is not a significant problem for the SFRS in East Lothian there is a close link between deliberate secondary fires and other forms of anti-social behaviour. In the main, deliberate fires are secondary fires categorised into refuse/bins, grassland or derelict buildings incidents. Reduction of Deliberate Fire Setting contributes to the East Lothian Plan Single Outcome Agreement.

### Results

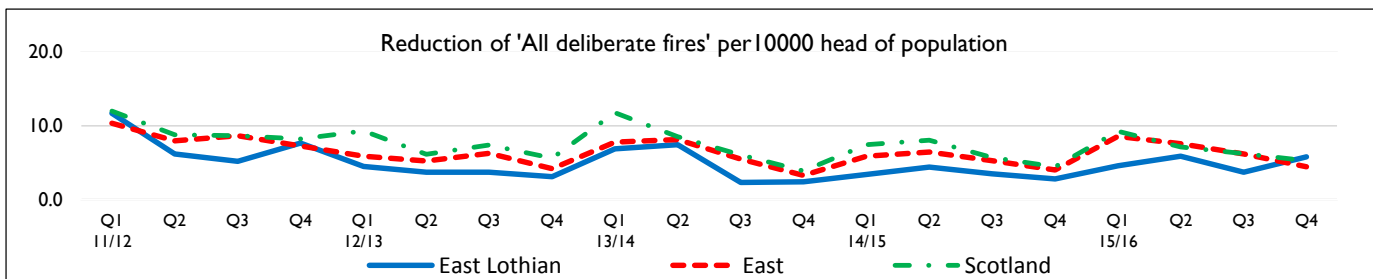
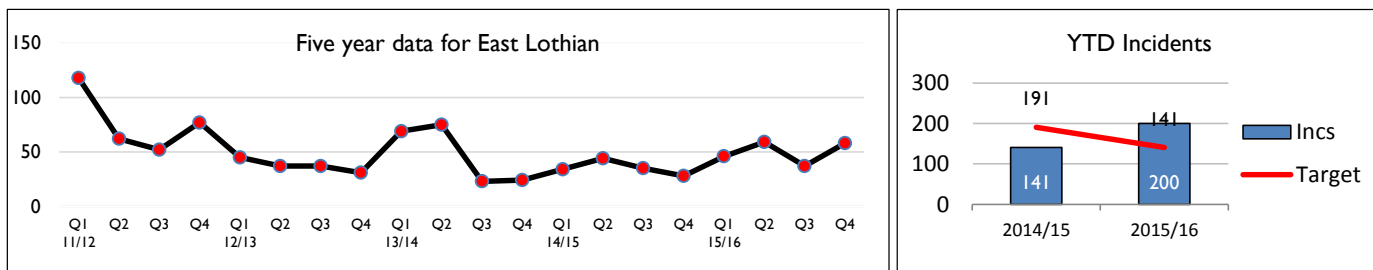
There were 58 deliberate fires during this reporting period, an increase of 30 on the same period as last year. The wards most likely to suffer from this type of fire are Musselburgh, Preston/Seton/Gosford and Fa'side. The long-term trend based upon Deliberate Fire Setting /10,000 population shows East Lothian above the Scottish and East delivery area average.

### Reasons

Deliberate ignition to vehicles accounted for over 25% of deliberate fires in East Lothian and is the reason there has been a spike in the overall deliberate fires for the year. This was largely due to an individual carrying out fire setting on vehicles and outdoor structures predominantly in the Musselburgh. It is pleasing to note that partnership working has seen that individual reported for offences.

### Actions

We continue to focus our attention to the areas where this is an issue in terms of communication and education. We are an active member of the Tasking and Coordinating Group and work closely with partners to keep the community safe and reduce the impact of such incidents.



YTD ward ave. for East Lothian - 29	2011/12	2012/13	2013/14	2014/15	2015/16	Sparklines
East Lothian	309	150	191	141	200	
Musselburgh West	44	32	26	23	28	
Musselburgh East and Carberry	123	40	52	36	51	
Preston/Seton/Gosford	39	34	40	23	41	
Fa'side	55	20	44	40	40	
North Berwick Coastal	8	6	2	3	7	
Haddington and Lammermuir	21	6	11	9	17	
Dunbar and East Linton	19	12	16	7	16	



## Reduction of 'Special Service - RTCs'

Whilst much of this risk is out with the control of SFRS alone, responding to Non-Fire Emergencies such as Road Traffic Collisions is a key part of our intervention activities. The SFRS is committed to working with partners and other stakeholders to drive continuous improvement in this area. Reduction of Casualties from Non-Fire Emergencies contributes to the East Lothian Plan Single Outcome Agreement, number of people killed or seriously injured in road accidents.

### Results

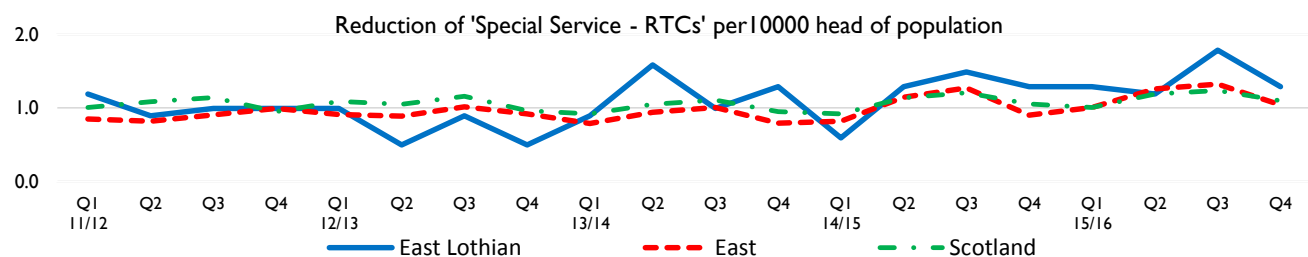
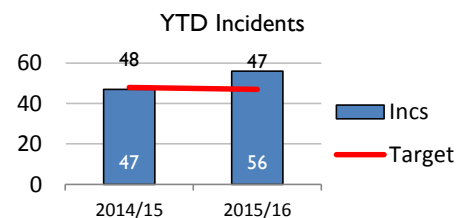
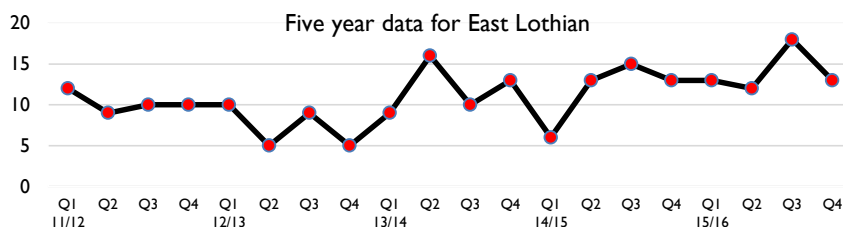
We attended 13 Road Traffic Collisions during this period; this was the same for period 4 last year. Per 10,000 head of population, East Lothian is above below the Scottish and East delivery area trend. The total of 56 for the year to date is the highest figure in the last 5 years.

### Reasons

The SFRS only attend those RTC's they are requested to attend this number does not reflect the total number within East Lothian.

### Actions

The SFRS is a member of a multi-agency approach to reducing Road Traffic Collision's and the associated casualties and fatalities. The continued delivery of Tomorrow's Driver programme targeting young people is an excellent partnership approach to reducing road traffic collisions.



YTD ward ave. for East Lothian - 8	2011/12	2012/13	2013/14	2014/15	2015/16	Sparklines
East Lothian	41	29	48	47	56	
Musselburgh West	6	4	4	8	12	
Musselburgh East and Carberry	6	2	5	9	4	
Preston/Seton/Gosford	3	5	7	6	8	
Fa'side	9	4	6	12	11	
North Berwick Coastal	6	3	9	1	4	
Haddington and Lammermuir	4	5	7	2	2	
Dunbar and East Linton	7	6	10	9	15	



## Reduction of 'Special Service Casualties - All'

Whilst much of this risk is out with the control of SFRS alone, responding to Non-Fire Emergencies is a key part of our intervention activities. The SFRS is committed to working with partners and other stakeholders to drive continuous improvement in this area. Reduction of Casualties from Non-Fire Emergencies contributes to the East Lothian Plan Single Outcome Agreement.

### Results

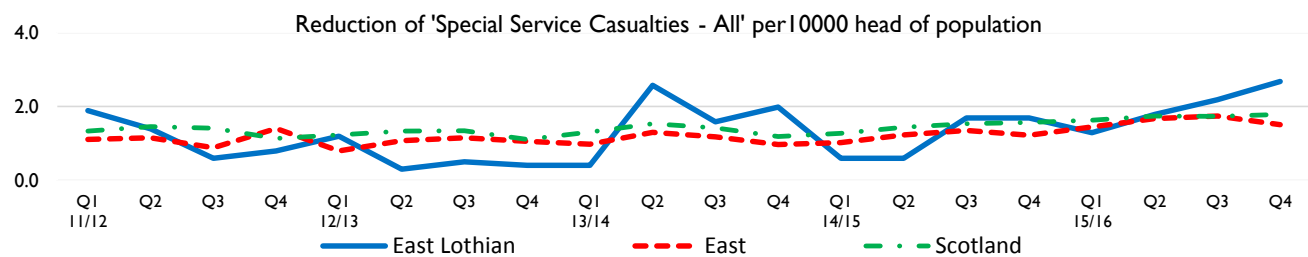
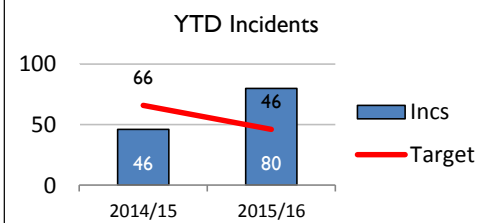
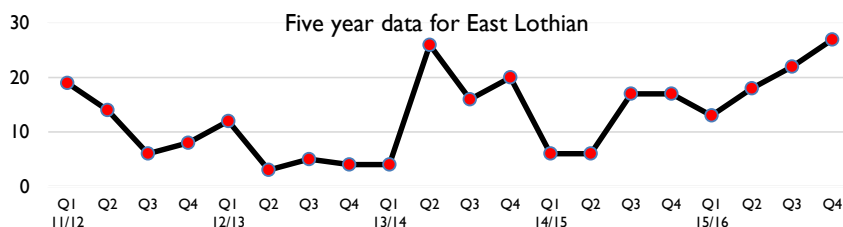
We attended to 27 casualties, 11 of which were fatalities, from non-fire emergencies in East Lothian, which is an increase of 10 compared to the same period last year. The trend per 10,000 head of population is significantly above the average of the Scottish and East service delivery areas.

### Reasons

Of this number, 15 related to crews responding to out of hospital cardiac arrests in assisting the ambulance service, with 5 casualties and 10 fatalities as a result. There was 1 fatal and 4 non-fatal rescues from RTC's. The increase is mainly due to the SFRS assisting with medical emergencies as co or first responders. This number may continue to increase as we attend more incidents of this nature.

### Actions

The SFRS is a member of a multi-agency approach to reducing Road Traffic Collision's and the associated casualties and fatalities. The continued delivery of Tomorrow's Driver programme targeting young people is an excellent partnership approach to reducing road traffic collisions. We will also continue to respond to the communities needs in terms of other non-fire emergencies.



YTD ward ave. for East Lothian - 11	2011/12	2012/13	2013/14	2014/15	2015/16	Sparklines
East Lothian	47	24	66	46	80	
Musselburgh West	2	4	8	10	14	
Musselburgh East and Carberry	9	4	4	8	5	
Preston/Seton/Gosford	4	2	3	4	19	
Fa'side	7	3	1	6	6	
North Berwick Coastal	17	3	9	3	17	
Haddington and Lammermuir	4	2	16	10	6	
Dunbar and East Linton	4	6	25	5	13	





## Reduction of 'False Alarm - UFAs'

Unwanted Fire Alarm Signals (UFAS) are defined as incidents where an automated fire alarm system activates and results in the mobilisation of SFRS resources, when the reason for that alarm turns out to be connected with faulty or defective alarm equipment. The SFRS is committed to working with partners and other stakeholders to reduce Unwanted Fire Alarm Signals.

### Results

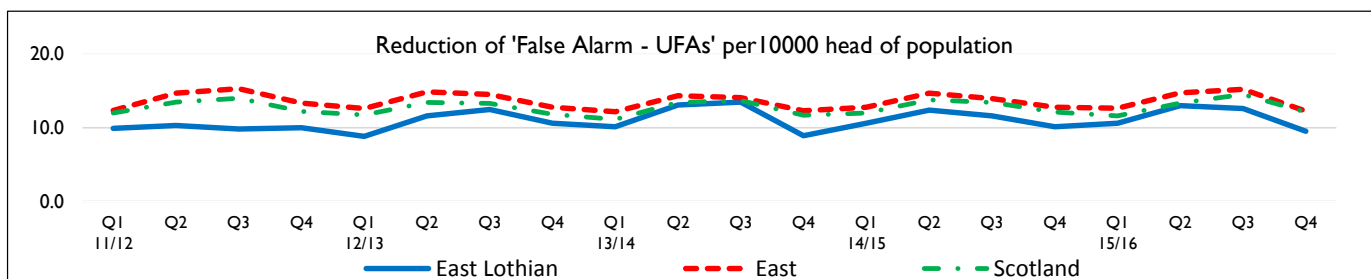
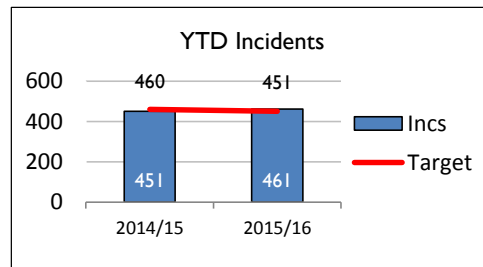
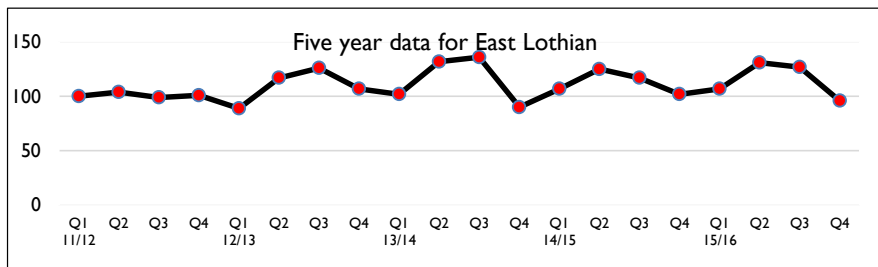
SFRS attended 96 Unwanted Fire Alarm Signals incidents during this reporting period, which is a decrease of 6 for the same period last year. East Lothian trend line is slightly below that of Scotland and the East delivery area, although it is the highest annual figure in the previous 5 years.

### Reasons

Of the 96 Unwanted Fire Alarm Signals incidents we attended, 60% were attributed to equipment failure, 25% human error, 3% good intent and 12% malicious.

### Actions

We continue to monitor UFAS calls and our Fire Safety Enforcement Officers work closely with premises to reduce further UFAS incidents. This includes discussing technological, procedural and management solutions in order to prevent future UFAS incidents.



YTD ward ave. for East Lothian - 66	2011/12	2012/13	2013/14	2014/15	2015/16	Sparklines
East Lothian	404	439	460	451	461	
Musselburgh West	77	96	87	70	85	
Musselburgh East and Carberry	84	69	77	93	83	
Preston/Seton/Gosford	38	33	46	39	44	
Fa'side	42	55	46	62	65	
North Berwick Coastal	59	67	72	57	69	
Haddington and Lammermuir	64	92	63	77	73	
Dunbar and East Linton	40	27	69	53	42	

