

Scrutiny Report 1st April 2015 - 31st March 2016

East Lothian



"The data provided in this report is for information purposes to allow Partnership Members to conduct their scrutiny responsibilities. There may be minor amendments between the information in this report and the final statistics – for example: due to delayed reporting or recording of crimes, road crashes or incidents. It would not therefore be accurate or appropriate to refer to, quote or use the data in this report as official statistics. The extraction date from recording systems can differ so data should be seen as accurate on date of extraction by may still be dynamic. All data in the report is to indicate trend only as figures will change over time"

Local Priorities
Indicator 1 - Detection Rate: Groups 1 to 4 Crimes
Target - Increase from 2014/15

Current situation

On target with a detection rate of 33.6%, which is an increase of 0.3% from last year.

Reasons

Groups 1- 4 crimes include crimes of violence, indecency, dishonesty and fire-raising/ malicious mischief offences.

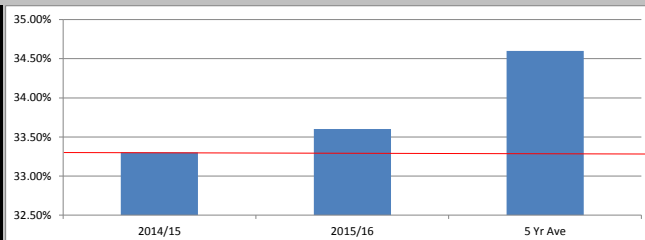
There has been a decrease in the number of violent crimes (down 12.9%) and housebreakings (down 24%) compared to last year, however there has been an increase in fireraisings (up 29% from 34 in 2014/15 to 44 in 2015/16).

What are we doing

- Enhanced offender management processes.
- Intelligence led targeting of known offenders, hot-spots and antisocial behaviour through proactive policing.
- High visibility patrols by local community & funded officers as directed by divisional tasking process & also through Multi-Agency Tasking and Co-ordinating Group process.
- Multi-agency collaboration e.g. Partnership interventions (CCTV, ASB teams, Trading Standards and Housing Associations etc.)
- Focused patrols in hot spot areas.

Indicator 1 - Detection Rate: Groups 1 to 4 Crimes

Division 2015 2016	EL 2014 2015	EL 2015 2016	5 Year Ave	Change from last year
32.7%	33.3%	33.6%	34.6%	Up 0.3%



Local Priorities
Indicator 2 - Reduce the number of Domestic Housebreaking Offences
Target - Decrease from 2014/15

Current situation

Off target, with an increase of 1.6% from last year, from 123 in 2014/15 to 125 in 2015/16.

Reasons

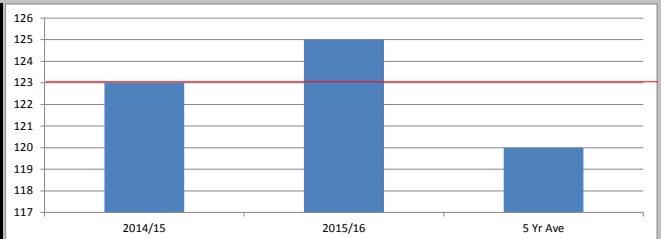
The increase of 1.6% amounts to 2 additional crimes compared to last year and 5 crimes above the 5 year average. It is worth noting that all housebreakings, which also include non-dwelling and commercial premises are down 24% compared to last year.

What are we doing

- Prevention, proactive and reassurance, target hardening of repeat victims, visits to vulnerable premises.
- Community Officers undertaking reassurance patrols and other prevention activity.
- ASBO craved routinely for all offenders convicted of housebreaking related offences in East Lothian through ASB Team.
- Operation Greenbay.
- Crime Prevention Surveys.
- Robust enforcement activity utilising local/regional and national support.
- Op Monarda activity focusing on vulnerable members of the community.
- Smartwater delivery, including the positioning of signage.
- Architectural Liaison consultations/reports.

Indicator 2 - Reduce the number of Domestic Housebreaking Offences

Division 2015 2016	EL 2014 2015	EL 2015 2016	5 Year Ave	Change from last year
532	123	125	120	Up 1.6%



Local Priorities
Indicator 3 - Increase detection rate in respect of Domestic Housebreakings
Target - Increase from 2014/15

Current situation

On target, an increase of 4% from last year.

Reasons

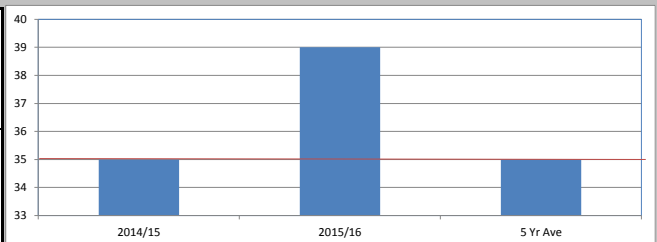
There was recent success with the capture of 2 prolific offenders, targeting East Lothian who have been remanded and await trial.

What are we doing

- Operation Reduce and Capture (RAC).
- Joint work with police officers across East of Scotland.
- Operation Greenbay sharing intelligence and working in a co-ordinated manner to tackle offenders.
- ASBO proceedings in relation to housebreaking offenders.
- Community and Funded officers undertaking high visibility patrols to enforce ASBO's and deter criminality.
- Community Investigation Unit co-ordinated work across area.
- Crime Prevention Surveys.
- Fast-tracking positive Scenes of Crime evidence.
- Media releases, providing security and safety advice.
- Deployment of Smartwater increasing forensic opportunities.

Indicator 3 - Increase detection rate in respect of Domestic Housebreakings

Division 2015 2016	EL 2014 2015	EL 2015 2016	5 Year Ave	Change from last year
42.3%	35%	39%	35.0%	Up 4%



Priority 1 - Protecting People
Indicator 4 - Reduce the number of Domestic Abuse Incidents reported
Target - Decrease from 2014/15

Current situation

On target, there has been a reduction of 9.9% compared to last year.

Reasons

This year has seen 99 less Domestic Abuse Incidents reported compared with last year.

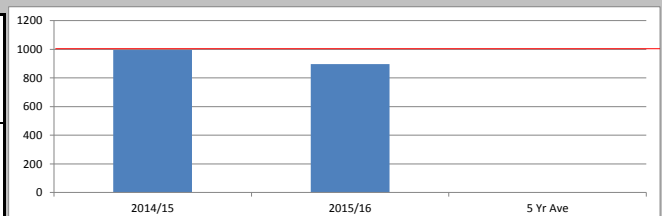
Please note that the '5 year average' data is not available. Domestic Abuse is not a substantive crime but an aggravator of assault and therefore, the data is sourced from the Interim Vulnerable Persons Database (iVPD), which was only introduced 3 years ago.

What are we doing

- A thorough and robust investigation process is in place.
- Pro-active Domestic Abuse bail checks.
- MATAC (Multi Agency Tasking and Co-ordination): responsible for identifying and targeting High Risk Domestic Offenders.
- MARAC (Multi Agency Risk Assessment Conference): responsible for identifying and protecting High Risk victims of domestic abuse.
- Officers trained in risk assessment through domestic abuse questionnaire.
- Domestic Abuse investigation unit in place dealing with complex and high tariff cases.
- iVPD's - Risk & Concern management and assessment in conjunction with Partner Agencies.
- Strong National Police Scotland media campaigns.

Indicator 4 - Reduce the number of Domestic Abuse Incidents

Division 2015 2016	EL 2014 2015	EL 2015 2016	5 Year Ave	Change from last year
5096	996	897	N/A	Down 9.9%



Priority 1 - Protecting People
Indicator 5 - Increase the detection rate for Domestic Abuse crimes
Target - Increase from 2014/15

Current situation

On target, this year has seen a rise in the detection rate of 4.3% compared to last year.

Reasons

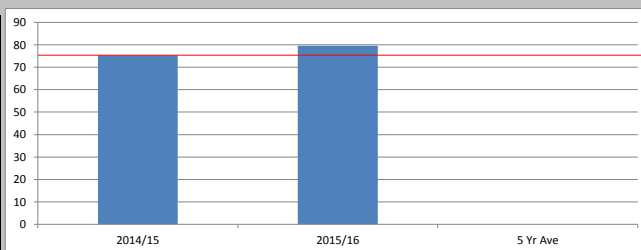
Please note that the '5 year average' data is not available. Domestic Abuse is not a substantive crime but an aggravator of assault, and therefore the data is sourced from the Interim Vulnerable Persons Database (iVPD), which was only introduced 3 years ago.

What are we doing

- A thorough and robust investigation process is in place.
- Pro-active Domestic Abuse bail checks.
- MATAC (Multi Agency Tasking and Co-ordination): responsible for identifying and targeting High Risk Domestic Offenders.
- MARAC (Multi Agency Risk Assessment Conference): responsible for identifying and protecting High Risk victims of domestic abuse.
- Officers trained in risk assessment through domestic abuse questionnaire.
- Domestic Abuse investigation unit in place dealing with complex and high tariff cases.
- iVPD's - Risk & Concern management and assessment in conjunction with Partner Agencies.
- Strong National Police Scotland media campaigns.

Indicator 5 - Increase the detection rate for Domestic Abuse crimes

Division 2015 2016	EL 2014 2015	EL 2015 2016	5 Year Ave	Change from last year
N/A	75.3%	79.6%	N/A	Up 4.3%



Priority 1 - Protecting People

**Indicator 6 - Ensure 95% of Domestic Abuse initial Bail checks under 24-hour prescribed time limit
Target - exceed 95%**

Current situation

On target, 98.8% of all bail checks being completed under 24hrs, an increase of 0.7% from last year and 3.8% above the set limit.

Reasons

Supervisors and officers are fully aware of the importance of these checks and the disciplined tasking process is in place between the courts and the police.

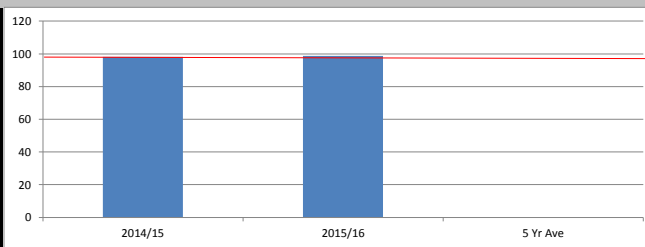
Please note that the '5 year average' data is not available.

What are we doing

- A thorough and robust investigation process in place.
- Pro-active Domestic Abuse bail checks.
- MATAC (Multi Agency Tasking and Co-ordination): responsible for identifying and targeting High Risk Domestic Offenders.
- MARAC (Multi Agency Risk Assessment Conference): responsible for identifying and protecting high risk victims of domestic abuse.
- All officers now trained in risk assessment through domestic abuse questionnaire.
- Domestic Abuse Investigation unit in place dealing with complex and high tariff cases.
- Domestic Abuse Task Force covering East Of Scotland, to investigate serious & complex cases identified by Police/partner agencies.
- Addressing conversion rates for incidents to crimes.

Indicator 6 - Ensure 95% of Domestic Abuse initial Bail checks are conducted within the 24-hour prescribed time limit

Division 2015 2016	EL 2014 2015	EL 2015 2016	5 Year Ave	Change from last year
N/A	98.1%	98.8%	N/A	Up 0.7%



Priority 1 - Protecting People
Indicator 7 - Increase the detection rate for Sexual Offences (Group 2 Crime)
Target - Increase from 2014/15

Current situation

Off target, with a detection rate 3.8% down compared to last year.

Reasons

As part of Operation Fusion there was a full review undertaken of all Group 2 offences in East Lothian. This ensured a thorough and robust investigation had been undertaken in all crimes and to consider any patterns that developed. This improved the detection rate over the year.

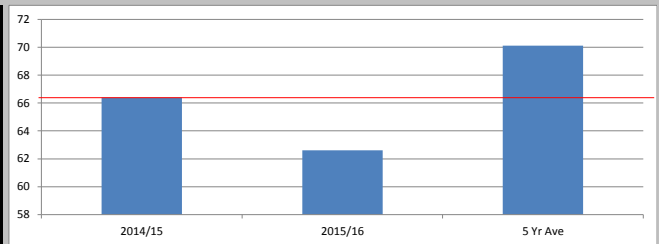
A number of crimes in this category remain on-going live investigations due to protracted/complex nature some of which are historical reports and others where detailed forensic examination results are awaited.

What are we doing

- Dedicated Public Protection Unit with specialist officers providing support and investigation lead.
- Systematic Review of all Group 2 Crimes and analysis to identify crime patterns.
- Multi-agency protection measures through Child and Adult Protection Services.
- Utilising Banning Orders and other relevant legislation.
- Operation Fusion review and enforcement phase improved detection rates.

Indicator 7 - Increase the detection rate for Sexual Offences (Group 2 Crime)

Division 2015 2016	EL 2014 2015	EL 2015 2016	5 Year Ave	Change from last year
65.8%	66.4%	62.6%	70.1%	Down 3.8%



Priority 2 - Reducing Anti-Social Behaviour
Indicator 8 - Reduce the number of Disorder incidents
Target - Decrease from 2014/15

Current situation

On target, the number of Disorder Incidents has decreased by 4.9% compared to last year.

Reasons

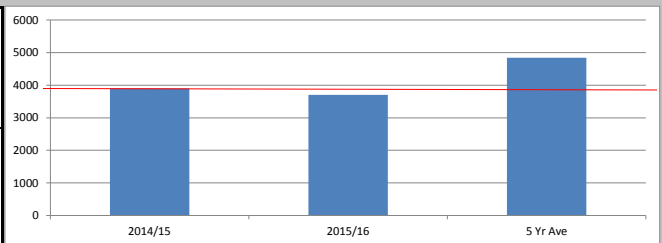
Joint proactive working between East Lothian Council, Community Wardens, the Night Time Noise Team and Police Scotland ASBO Liaison Officer to provide a co-ordinated and effective approach.

What are we doing

- Commitment to targeted visibility, reassurance patrolling and robust enforcement.
- Partnership working arrangements with East Lothian Council, in cognisance that antisocial behaviour cannot be addressed by a single agency; only a co-ordinated multi-agency response can effectively bring relief to individuals and communities affected by ASB.
- Weekend dispersal plans providing co-ordinated foot/mobile patrols in town centres monitoring licensed premises.
- ASBO Liaison Officer continues to review all Night Time Noise data, which is shared amongst partners and highlighted via the Multi Agency Tasking and Co-ordinating Group meeting.
- Continued support and monitoring of licensed premises by Police Scotland and East Lothian Council Licensing Teams.

Indicator 8 - Reduce the number of Disorder incidents

Division 2015 2016	EL 2014 2015	EL 2015 2016	5 Year Ave	Change from last year
19572	3897	3707	4847	Down 4.9%



**Priority 2 - Reducing Anti-Social Behaviour (ASB)
Indicator 9 - Reduce the number of ASB incidents
Target - Decrease from 2014/15**

Current situation

Off target, there has been an increase of 2.3% of ASB type incidents from last year.

Reasons

ASB incidents are defined for counting purposes as, Complaint, Disturbance, Noise, Neighbour Dispute, Drinking in Public, Communications and Vandalism. These last 3 categories are in addition to those that define Disorder incidents (Indicator 8).

With ASB incidents there applies a public perception element, therefore, it is possible for officers to attend a reported incident only to discover that no ASB took place. Despite this, the incident will still be closed as ASB and counted as such.

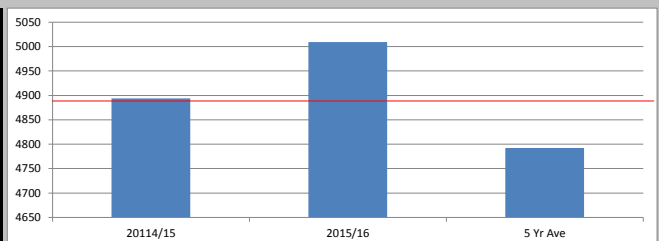
Also worthy of mention is that in January 2016, ELC reduced its night time noise service, which previously operated between 1800-0330 Friday/Saturday, 1800-0330 Saturday/Sunday and 1800-0330 Sunday/Monday. It is now operational between 1000-0200 on Friday and Saturday only. Consequently the police are attending all ASB noise calls outwith this timeframe, resulting in an increase in noise complaints being reported to the Police.

What are we doing

- The efforts to address Antisocial Behaviour will continue and working with partners to ensure intelligence led patrols and preventative work is effective and efficient reassuring residents that they are safe to reside and visit East Lothian.
- Much of the work comes as a result of the multi agency ASB Team which works from Tranent and includes ASB officers, Housing, Police (including Funded Officers) and Community Wardens co-located using a process which reviews all relevant incidents daily and a weekly Tasking and Co-ordinating Meetings which incorporates other resources such as Council CCTV, Fire Service and Youth Workers to proactively deploy intelligence led resources.
- Festive Deployment Plan - throughout December additional patrols focused on ASB hotspots.

Indicator 9 - Reduce the number of ASB incidents

Division 2015 2016	EL 2014 2015	EL 2015 2016	5 Year Ave	Change from last year
26163	4894	5009	4792	Up 2.3%



**Priority 2 - Reducing Anti-Social Behaviour
Indicator 10 - Reduce the number of Hate Incidents
Target - Decrease from 2014/15**

Current situation

On target, a 42% reduction in comparison to last year.

Reasons

With over 300 Third Party Reporting Sites across the country, 9 of which are situated in East Lothian. A list of all sites, broken down into Local Authority areas can be found on the Police Scotland website under the banner, '3rd Party Reporting'.

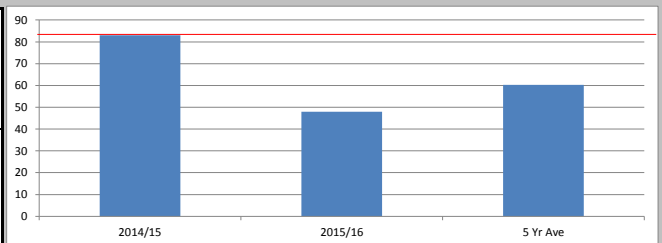
Hate Crime is a priority in East Lothian and across the whole of Scotland and the recent campaign seeks to reinforce the message that prejudice based on sexual orientation, transgender identity, disability, racial or religious lines will not be tolerated. Continued multi agency risk assessment and robust enforcement help mitigate the harm and raise awareness throughout communities.

What are we doing

- A thorough and robust investigation process in place and monitored by Community Inspectors.
- ASB Team review at the weekly Tasking and Co-ordinating & Adult Monitoring Groups.
- Agenda item on daily Police Tactical Tasking and Co-ordinating process providing governance.
- Risk assessment undertaken by Public Protection Unit and Local Authority Liaison Officer.

Indicator 10 - Reduce the number of Hate Incidents

Division 2015 2016	EL 2014 2015	EL 2015 2016	5 Year Ave	Change from last year
411.0	83	48	60.2	Down 42%



Priority 2 - Reducing Anti-Social Behaviour
Indicator 11 - Reduce the number of Hate Crimes
Target - Decrease from 2014/15

Current situation

On target, there has been a 35.6% reduction from last year in the number of Hate Crimes, from 73 in 2014/15 to 47 in 2015/16.

Reasons

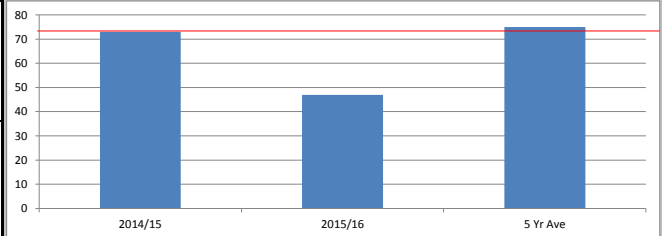
Continued multi agency risk assessment and robust enforcement help mitigate the harm and raise awareness throughout communities.

What are we doing

- A thorough and robust investigation process in place and monitored by Community Inspectors.
- ASB Team review at the weekly Tasking and Co-ordinating & Adult Monitoring Groups.
- Agenda item on daily Police Tactical Tasking and Co-ordinating process providing governance.
- Risk Assessment undertaken by Public Protection Unit and Local Authority Liaison Officer.

Indicator 11 - Reduce the number of Hate Crimes

Division 2015 2016	EL 2014 2015	EL 2015 2016	5 Year Ave	Change from last year
409	73	47	75.2	Down 35.6%



Priority 2 - Reducing Anti-Social Behaviour
Indicator 12 - Increase the detection rate for Hate Crime
Target - Increase from 2014/15

Current situation

On target, 89.1% of all Hate Crimes reported in East Lothian during 2015/16 were detected, up 4.2% from last year.

Reasons

Continued multi agency risk assessment and robust enforcement help mitigate the harm and raise awareness throughout communities.

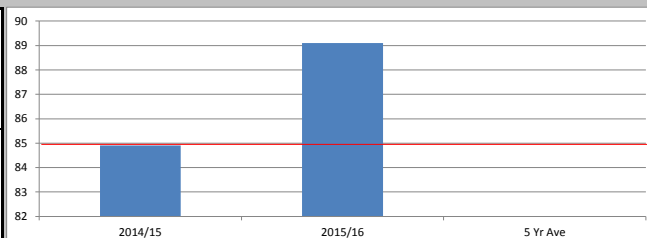
Please note that the '5 year average' data is not available. Hate Crime is not a substantive crime but classed as an aggravator, and therefore the data is sourced from the Interim Vulnerable Persons Database (iVPD) system, which was only introduced 3 years ago.

What are we doing

- Robust investigation and review process.
- Sharing intelligence and using it to target patrols and be visible in the right place, at the right time.
- Daily review of iVPD Hate Crime referrals to capture any missed opportunities.

Indicator 12 - Increase the detection rate for Hate Crime

Division 2015 2016	EL 2014 2015	EL 2015 2016	5 Year Ave	Change from last year
78.7%	84.9%	89.1%	N/A	Up 4.2%



Priority 3 - Reducing Violence
Indicator 13 - Reduce the level of Group 1 Violent Crime
Target - Decrease from 2014/15

Current situation

On target, there has been a decrease of 12.9% compared to last year, from 71 to 60 crimes recorded.

Reasons

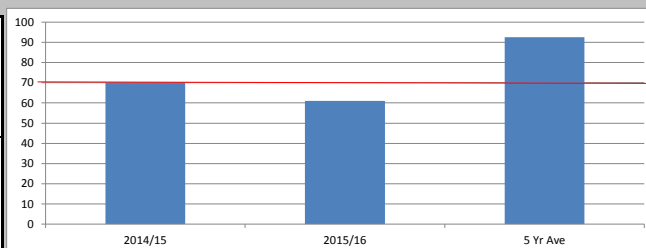
Whilst there has been an increase in the number of Children and Young Persons Act type crimes (up from 7 in 2014/15 to 10 this year) there has been a fall in the number of Robbery/Assaults (down 6%), Serious Assaults (down 42%), Attempt Murder (down 50%) and Murder (down 100%).

What are we doing

- Enhanced offender management processes.
- Intelligence led targeting of known offenders, hot-spots and antisocial behaviour through proactive policing.
- High visibility patrols by local community and funded officers as directed by police divisional tasking process and also through multi-agency Tasking and Co-ordinating Group process.
- Multi-agency collaboration e.g. Partnership interventions (CCTV, ASB teams, Community Wardens, Police Funded Team, Scottish Prison Service and Housing Associations etc.).

Indicator 13 - Reduce the level of Group 1 Violent Crime

Division 2015 2016	EL 2014 2015	EL 2015 2016	5 Year Ave	Change from last year
454	70	61	92.6	Down 12.9%



Priority 3 - Reducing Violence
Indicator 14 - Increase the number of positive Stop and Searches for Offensive Weapons
Target - Increase from 2014/15

Current situation

An enhanced version of the National Stop & Search Database commenced on 1 June 2015. The enhanced database brought significant changes in the process of data capture and the methodology for recording data items. No previous year to date figures are provided as it has been previously acknowledged this data is not 100% accurate, therefore comparisons will provide misleading results or invalid conclusions. Management Information and data in respect of stop and search can be found on the Police Scotland website via <http://www.scotland.police.uk/about-us/police-scotland/stop-and-search-data-publication>.

Reasons

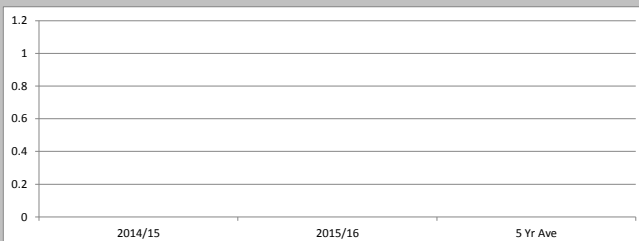
No comparative data is available for stop search figures.

What are we doing

Intelligence led and proactive targeting using the concept of right person, right place, at the right time.

Indicator 14 - Increase the number of positive Stop and Searches for Offensive Weapons

Division 2015 2016	EL 2014 2015	EL 2015 2016	5 Year Ave	Change from last year
N/a	N/A	N/A	N/A	N/A



Priority 4 - Tackling Substance Misuse

**Indicator 15 - Increase the number of positive Stop and Searches for Controlled Drugs
Target - Increase from 2014/15**

Current situation

An enhanced version of the National Stop & Search Database commenced on 1 June 2015. The enhanced database brought significant changes in the process of data capture and the methodology for recording data items. No previous year to date figures are provided as it has been previously acknowledged this data is not 100% accurate, therefore comparisons will provide misleading results or invalid conclusions. Management Information and data in respect of stop and search can be found on the Police Scotland website via <http://www.scotland.police.uk/about-us/police-scotland/stop-and-search-data-publication>.

Reasons

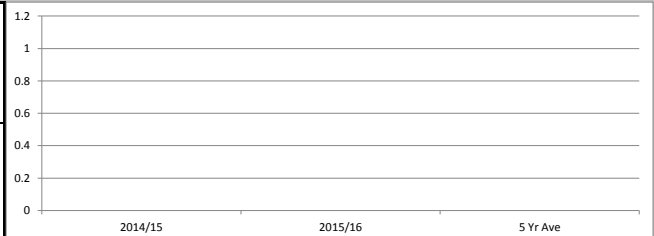
No comparative data is available for stop search figures.

What are we doing

Intelligence led and proactive targeting using the concept of right person, right place, at the right time.

Indicator 15 - Increase the number of positive Stop and Searches for Controlled Drugs

Division 2015 2016	EL 2014 2015	EL 2015 2016	5 Year Ave	Change from last year
N/A	N/A	N/A	N/A	N/A



Priority 4 - Tackling Substance Misuse
Indicator 16 - Increase the number of on/off sales licensed premises visits
Target - Increase from 2014/15

Current situation

Off target, down 7 from 235 to 228 visits to licensed premises (including incidents) this year.

Reasons

There is currently 1 Problematic and 1 Monitored premises in East Lothian. Through effective partnership working the number of Monitored premises has fallen from the beginning of the year, when there were 3 such premises in the county.

This year has also seen the closure of Madison's nightclub, a venue historically requiring the deployment of additional resources each weekend.

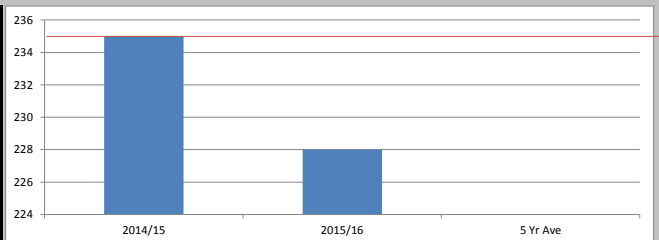
What are we doing

Officers will continue to make regular visits to Licensed Premises as part of focused patrols in support of various initiatives, such as Test Purchase Operations.

- Campaign Against Violence deployment and Town Dispersal plans.
- Reduction in night time economy Premises.
- Pub Watch.
- Test Purchase operations.

Indicator 16 - Increase the number of on/off sales licensed premises visits

Division 2015 2016	EL 2014 2015	EL 2015 2016	5 Year Ave	Change from last year
N/A	235	228	N/A	Down 7



Priority 5 - Making Our Roads Safer
Indicator 17 - Reduce the number of people killed or seriously injured on our roads
Target - Decrease from 2014/15

Current situation

On target, there has been a 22.5% decrease in the number of people killed or seriously injured on our roads, from 40 to 31 compared with last year.

Reasons

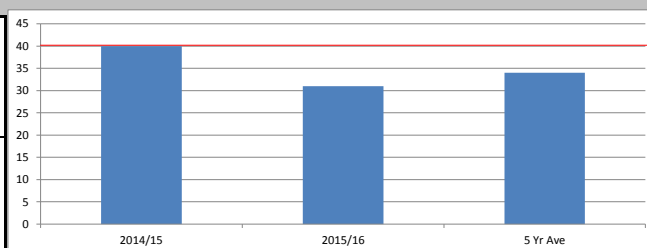
Continued preventative and proactive activity, in conjunction with focused enforcement.

What are we doing

- Local Officers and Roads Policing Officers continue to target priority routes, positively influencing driver behaviour. They have been paying particular attention to the A198/99 coastal routes (these have seen the most serious road collisions in recent years), engaging with car drivers and motorcyclists. Very often these road users are either warned or given advice in an effort to make them safer drivers and more aware of the potential hazards which exist.
- Preventative Activity including "2MRO's Driver".
- This year local officers and specialist Roads Policing Officers have been deployed to target speeding drivers in East Lothian hot spots. These have been identified through analysis/ community feedback of road collisions, in this way deploying resources at the right place at the right time.
- Increasing the number of officers trained in the use of handheld radar devices and undertaking enforcement activity aligned to hot-spot areas.
- Participation in National Campaign focusing on vulnerable road users.
- Local Community Ward Officer led initiatives targeting areas around schools in East Lothian.
- National drink/driving campaigns.

Indicator 17 - Reduce the number of people killed or seriously injured on our roads

Division 2015 2016	EL 2014 2015	EL 2015 2016	5 Year Ave	Change from last year
216	40	31	34	Down 22.5%



Priority 5 - Making Our Roads Safer
Indicator 18 - Increase the number of people detected for Drink/Drug Driving offences
Target - Increase on 2014/15

Current situation

On target, there has been a 23% increase in people detected for drink/drug driving offences, from 70 in 2014/15 to 85 in 2015/15.

Reasons

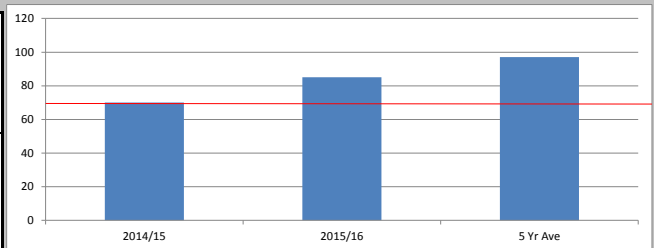
Continued preventative and proactive activity, in conjunction with focused enforcement.

What are we doing

- Focused Roads Police enforcement from both Divisional Roads Police Unit and Trunk Roads Police
- This activity is reflected in the drivers stopped for speeding and the net result of this was an increase in the number of drivers stopped and breathalysed.
- New lowered limit (35ug-23ug) which continues to cause an increase in the number of drivers being stopped and found to be over the new limit.
- Seasonal Drink/Driving campaign

Indicator 18 - Increase the number of people detected for Drink/Drug Driving offences

Division 2015 2016	EL 2014 2015	EL 2015 2016	5 Year Ave	Change from last year
N/a	70	85	97	Up 23%



Priority 5 - Making Our Roads Safer
Indicator 19 - Increase the number of people detected for Dangerous Driving offences
Target - Increase from 2014/15

Current situation

On target, with an increase of 24% compared to last year, from 25 to 31 people detected for dangerous driving offences.

Reasons

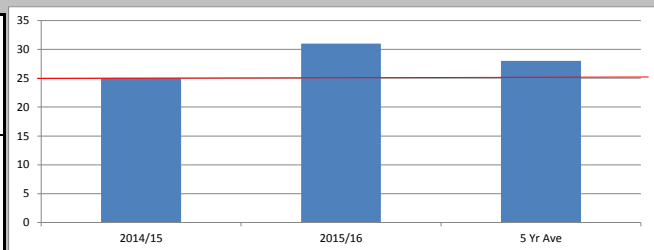
Continued preventative and proactive activity, in conjunction with focused enforcement.

What are we doing

- Funded officers and the majority of Community Ward Officers are trained in the use of hand-held radar devices, with additional equipment being purchased.
- There is also a continued strong representation at the East Lothian Partnership Road Safety Working Group.
- Increased detection of those involved in housebreakings, where vehicles are stolen and driven dangerously.

Indicator 19 - Increase the number of people detected for Dangerous Driving offences

Division 2015 2016	EL 2014 2015	EL 2015 2016	5 Year Ave	Change from last year
159	25	31	28	Up 24%



Priority 6 - Tackling Serious Organised Crime
Indicator 20 - Increase the number of cash seizures and restraints through the Proceeds of Crime Act
Target - Increase from 2014/15

Current situation

On target, up by £719,875 from last year.

Reasons

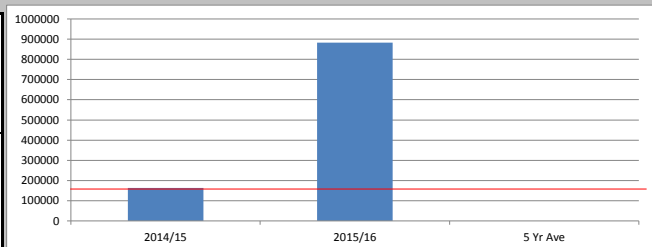
Every opportunity is taken to enforce powers under terms of the Proceeds of Crime Act.

What are we doing

- Priority targeting of drug supply network.
- Proceeds of Crime Act legislation utilised in every instance.
- Engagement with East Lothian Council to promote and support activity of the multi agency Serious & Organised Crime Group meeting, which Kenny Black, East Lothian Council Safer Communities Team Leader now acting as a Single Point Of Contact.
- Providing support and sharing information with East Lothian Council regarding Procurement.

Indicator 20 - Increase the number of cash seizures and restraints through the Proceeds of Crime Act

Division 2015 2016	EL 2014 2015	EL 2015 2016	5 Year Ave	EL Change
N/a	£163,696	£883,571	N/A	Up £719,875



Priority 6 - Tackling Serious Organised Crime
Indicator 21 - Increase the number of people detected for Supplying Drugs
Target - Increase from 2014/15

Current situation

On target, with an increase of 36.4% from last years number of people detected for supplying drugs, from 43 to 56.

Reasons

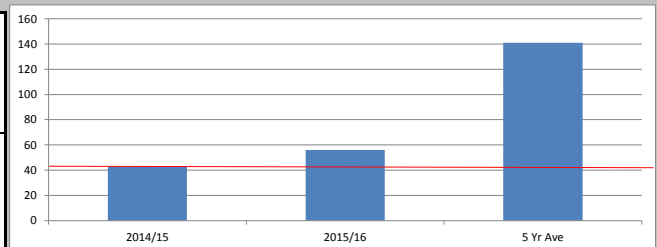
Intelligence led and proactive targeting using the concept of right person, right place, at the right time.

What are we doing

- Engage in intelligence led targeting of this anti-social behaviour activity as it has a significant negative impact.
- Intelligence discussed and allocated through divisional tasking process and also through multi-agency Tasking and Co-ordination Group process to improve effectiveness.
- Proactive use of media to communicate successful operations to ensure communities realise benefits of reporting information/ intelligence.
- Prioritisation of cannabis cultivations to address safety implications to the public.

Indicator 21 - Increase the number of people detected for Supplying Drugs

Division 2015 2016	EL 2014 2015	EL 2015 2016	5 Year Ave	EL Change
N/a	43	56	141	Up 36.4%



Complaints against the Police

Complaints against the Police							
Number of complaints		89		Number of Complaints per 10,000 Police Incidents		34.8	
	On duty		Off duty	Quality of service allegations	Total Number of allegations		
Total allegations recorded	105		0	32	137		