



LOCAL PLAN PERFORMANCE REPORT FOR EAST LoTHIAN



SCOTTISH
FIRE AND RESCUE SERVICE
Working together for a safer Scotland

Quarter 3 Performance Report, 1st October-31st December, 2015

**Working together
for a safer Scotland**



DISCLAIMER

The figures included in this report are provisional and subject to change as a result of quality assurance and review. The statistics quoted are internal management information published in the interests of transparency and openness.

The Scottish government publishes Official Statistics each year which allow for comparisons to be made over longer periods of time.

Please ensure any external partners in receipt of these reports are aware of this.

CONTENTS	PAGE
1 Introduction	3
2 Performance Summary	4
3 Progress on local fire & rescue plan priorities	
<i>Local Risk Management and Preparedness</i>	5
<i>All accidental dwelling fires</i>	7
<i>All fire casualties (fatal & non-fatal (incl. p/c's))</i>	9
<i>All deliberate fires</i>	11
<i>Special Service - RTCs</i>	13
<i>Special Service Casualties - All</i>	15
<i>False Alarm - Equipment failure</i>	17
4 Appendices	
5 Glossary	

Introduction

This performance report provides information on our prevention, protection and operational response activities within the East Lothian for Quarter 3 of 2015-16 (1st October – 31st December) including information on the year to date.

The Scottish Government provides an overarching vision for public services. This vision supported by 16 National Outcomes, which demonstrate commitment to creating a more successful country, with opportunities for all of Scotland to flourish, through increasing sustainable growth. The Scottish Fire and Rescue Service (SFRS) can make a significant contribution to improving these outcomes for East Lothian by contributing to the Community Planning arrangements across the area.

The national priorities for the SFRS are set out in the Fire and Rescue Framework for Scotland. The SFRS Strategic Plan 2013-2016 outlines how the SFRS will deliver against these priorities and the outcomes against which this delivery can be measured.

The priorities contained within the Local Fire and Rescue Plan for East Lothian 2014-2017 contribute towards the priorities within the East Lothian Plan - Single Outcome Agreement and the Community Safety Strategic Assessment 2012-15.

The aims of the local Fire & Rescue Service in East Lothian are to reduce fire deaths and to reduce injuries from fire and other emergencies in the community. We aim to achieve this by working in partnership, being pro-active and targeting our prevention and protection activities to where they are required, based on evidence.

The Local Fire and Rescue Plan for East Lothian 2014-2017 identifies the following five objectives as the main focus for service delivery locally:

- Priority 1. Reduction of Accidental Dwelling Fires,
- Priority 2. Reduction in Fire Casualties and Fatalities,
- Priority 3. Reduction of Deliberate Fire Setting,
- Priority 4. Reduction in Road Traffic Collisions,
- Priority 5. Reduction of Unwanted Fire Alarm Signals.

Area Manager Alasdair Perry

Local Senior Officer for East Lothian, Midlothian and the Scottish Borders.

alsadair.perry@firescotland.gov.uk

Performance Summary

We measure how well we are meeting our priorities using 6 key indicators, depicted below

Key performance indicator	Apr to (& incl.) Dec					RAG rating
	2011/12	2012/13	2013/14	2014/15	2015/16	YTD
All accidental dwelling fires	68	71	63	56	57	▲
All fire casualties (fatal & non-fatal (incl. p/c's))	21	14	14	11	8	●
All deliberate fires	232	119	167	113	141	◆
Special Service - RTCs	31	24	35	34	42	◆
Special Service Casualties - All	39	20	46	29	50	◆
False Alarm - Equipment failure	376	457	461	491	505	▲

RAG rating - KEY

◆	RED DIAMOND	10% higher than the previous YTD period, or local target not achieved.
▲	YELLOW TRIANGLE	Up to 9% higher than the previous YTD period, or local target not achieved.
●	GREEN CIRCLE	Equal to or improved upon the previous equivalent quarter (or YTD period), or local target achieved.

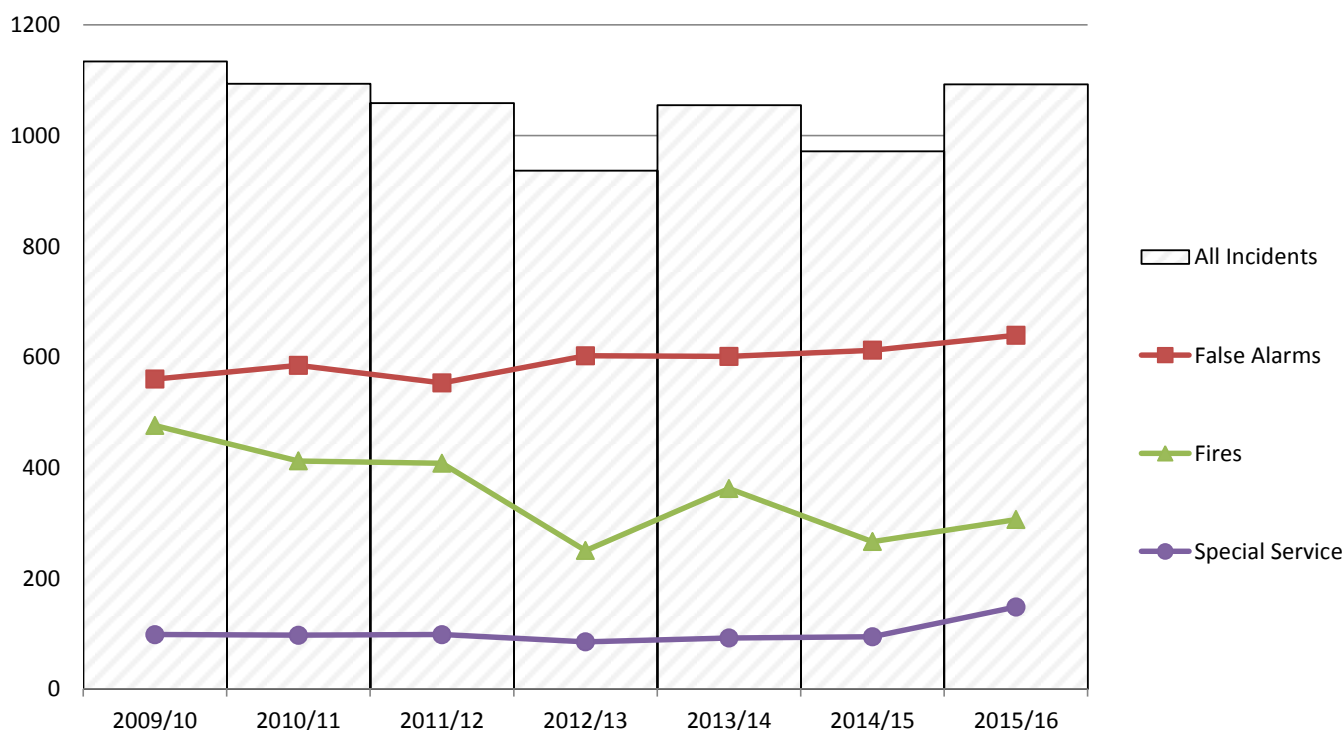
Note

Quarterly comparison RAG Rating = the reporting period compared to the average of the three previous quarterly reporting periods.
 Year to Date RAG Rating = the cumulative total of all quarterly performance in current year compared to cumulative total of all quarterly performance in previous year.

Incident Overview

During this financial year to date, SFRS responded to 1093 incidents in East Lothian, an increase of 121 incidents when compared to the same reporting period last year.

The chart below illustrates incidents YTD attended within East Lothian council over the last 6 fiscal years



Progress on local fire & rescue plan priorities

Local Risk Management and Preparedness

The Service must identify, prioritise and plan to meet the risks in each local community.

We said we would:

- train our staff to deal with our local risks
- gather and analyse risk information
- work with partners to mitigate risks
- deal with major events

Train our staff to deal with our local risks

All of our operational staff undertake routine and risk specific skill acquisition and maintenance training.

Gather and analyse risk information

All of our operational staff gather and analyse local risk information and operational intelligence, used in our preparations to resolve incidents. We conduct Post Incident Debriefs to identify any lessons that can be learned from our preparedness and response to emergency events. We use Urgent Operational Intelligence Briefings to inform our operational staff of any safety critical information.

Work with partners to mitigate risks

We continue to be an active member of the East Local Resilience Partnership. We share information with local authority partners and other key stakeholders (e.g. Police Scotland) to ensure emergency event risks are mitigated.

Deal with major events

One fire fatality occurred during this reporting period, which resulted from a domestic dwelling fire in the Musselburgh West ward area.

Reduction of 'All accidental dwelling fires'

Accidental dwelling fires can have devastating effects on our community. The SFRS is committed to keeping people safe in their homes. We share information with partners to make sure that the right people get the right information they need, particularly those who are vulnerable due to age, isolation or addiction. Reduction of Accidental Dwelling Fires contributes to the East Lothian Plan - Single Outcome Agreement.

Results

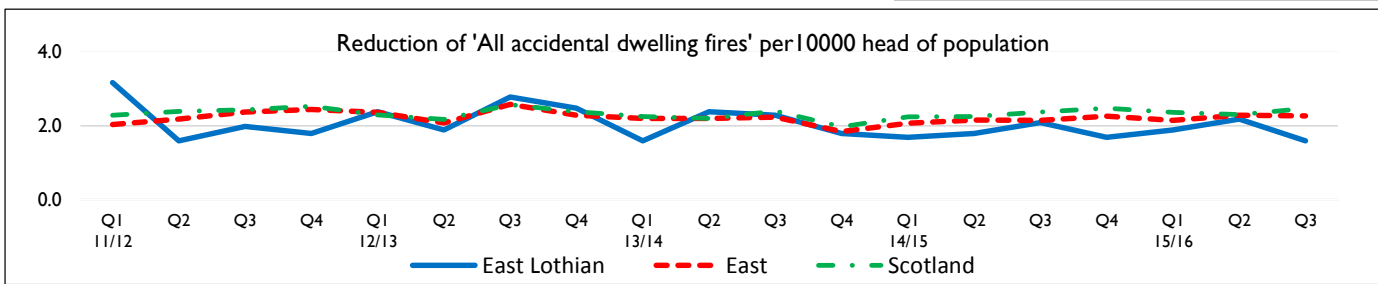
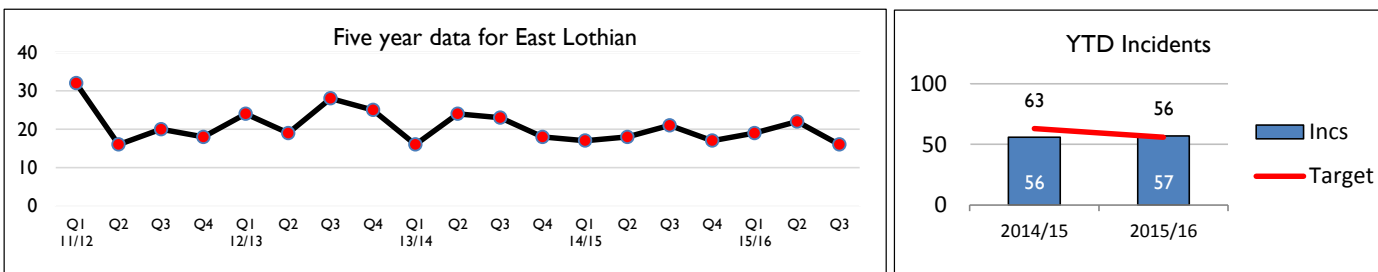
We aim to reduce Accidental Dwelling Fires in East Lothian by contributing towards the SFRS target of 10% reduction per year, over a three-year rolling period. During this quarter, we responded to 16 Accidental Dwelling Fires, which is a decrease of 5 incidents from the same period last year. The long-term trend based upon incidents/10,000 population remains below that of both the Scottish and East Delivery Area trends.

Reasons

Of these 16 fires, 75% occurred in single occupancy households and the main causes were cooking or electrical equipment. It is clear that we continue to target those mostly at risk in single occupancy households.

Actions

During this reporting period a total of 368 Home Fire Safety Visits were carried out and 182 smoke detectors were fitted within East Lothian. Of this total, 71 visits were carried out in premises deemed as being 'high risk'. A number of initiatives and events aimed at reducing accidental dwelling fires were conducted. We have introduced a 'Post Domestic Incident Response' policy, which provides a clear framework ensuring that engagement activity is completed in a structured and appropriate manner following incidents. This will contribute to ensuring further incidents are prevented. Appendix I provides further details on our prevention activities.



YTD ward ave. for East Lothian - 8	2011/12	2012/13	2013/14	2014/15	2015/16	Sparklines
East Lothian	68	71	63	56	57	
Musselburgh West	7	7	6	8	8	
Musselburgh East and Carberry	15	9	12	8	7	
Preston/Seton/Gosford	9	12	7	4	10	
Fa'side	11	14	14	8	6	
North Berwick Coastal	7	10	7	6	6	
Haddington and Lammermuir	11	6	12	10	12	
Dunbar and East Linton	8	13	5	12	8	

Reduction of 'All fire casualties (fatal & non-fatal (incl. p/c's))'

Fire casualty and fatality rates provide an indication of the amount of serious, life-threatening injuries that occur due to fire. This can indicate not only the success of SFRS in reducing the number of life risk fires through community fire safety and similar activities, but also their success in response activity in saving lives.

Results

Sadly, there has been 1 Fire fatality during the reporting period. We aim to reduce Fire Casualties in East Lothian each year, which contributes towards the SFRS target of reducing Fire Casualties by 5% per year, over a three-year rolling period.

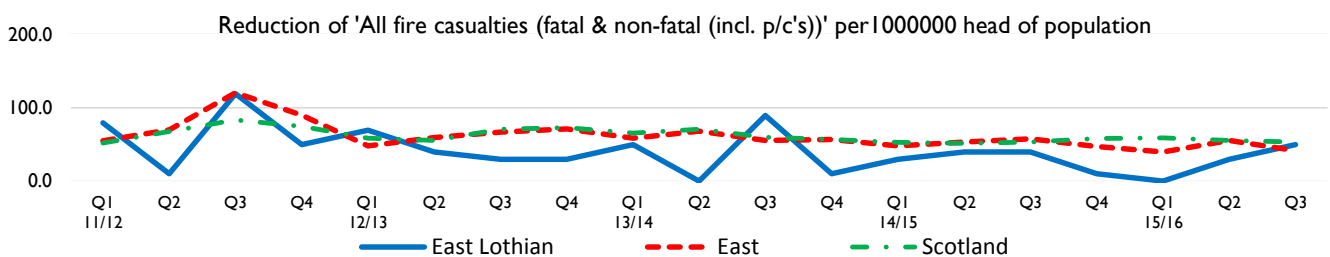
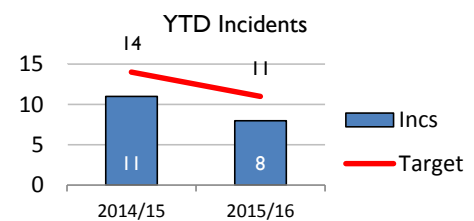
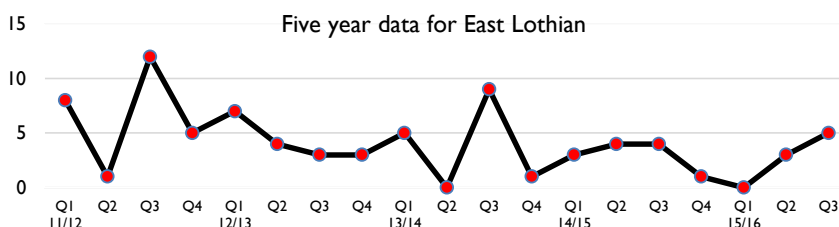
In this reporting period, SFRS dealt with 5 casualties due to a fire (1 fatal). This is an increase of 1 for the same period last year. The long-term trend based upon casualties/10,000 population shows East Lothian as having reached the Scottish and East delivery area average.

Reasons

Historically East Lothian has had low numbers of casualties and, for this reporting period, 3 casualties (1 being fatal) resulted from one incident. The casualties rescued from fire all received first aid treatment at the scene with 2 being taken to hospital with slight injuries and 2 being more serious.

Actions

During this reporting period, 368 Home Fire Safety Visits were carried out and 182 smoke detectors were fitted within East Lothian. Of this total, 71 visits were carried out in premises deemed as being 'high risk'. In addition, we continue to work with our partners in East Lothian Council and seek opportunities with social work and NHS to target those most vulnerable and at risk from fire.



YTD ward ave. for East Lothian - I	2011/12	2012/13	2013/14	2014/15	2015/16	Sparklines
East Lothian	21	14	14	11	8	
Musselburgh West	2	2	0	2	4	
Musselburgh East and Carberry	6	2	1	1	0	
Preston/Seton/Gosford	2	4	2	1	0	
Fa'side	7	4	3	0	1	
North Berwick Coastal	0	0	0	2	1	
Haddington and Lammermuir	3	0	4	3	1	
Dunbar and East Linton	1	2	4	2	1	

Reduction of 'All deliberate fires'

Although deliberate fire setting is not a significant problem for the SFRS in East Lothian there is a close link between deliberate secondary fires and other forms of anti-social behaviour. In the main, deliberate fires are secondary fires categorised into refuse/bins, grassland or derelict buildings incidents. Reduction of Deliberate Fire Setting contributes to the East Lothian Plan Single Outcome Agreement.

Results

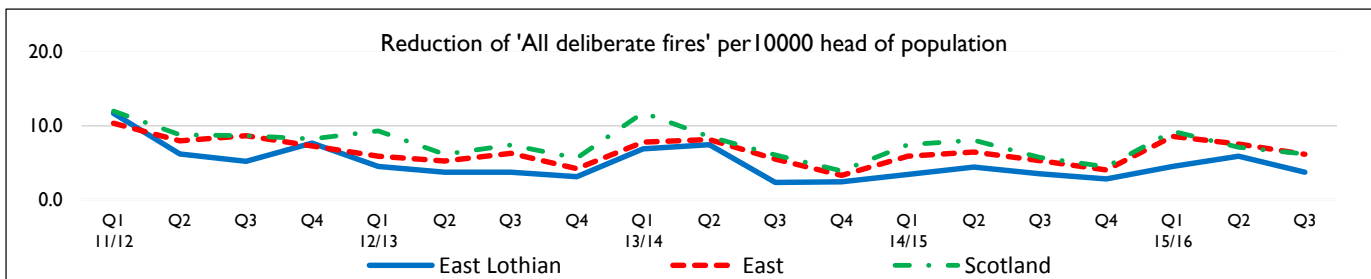
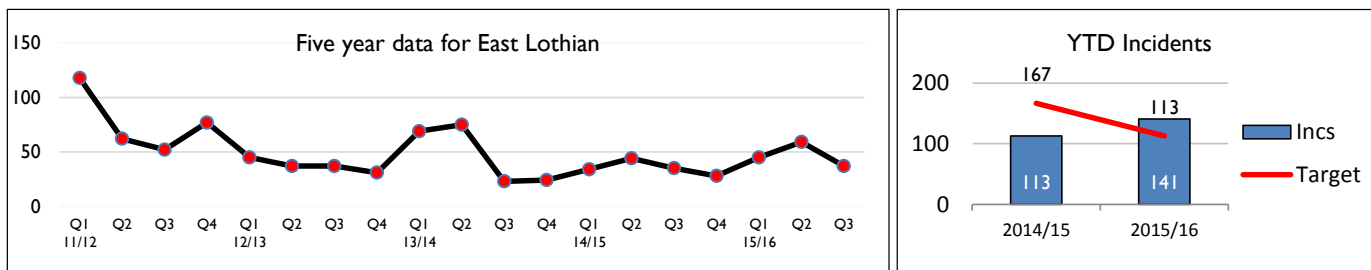
There were 37 deliberate fires during this reporting period, a slight increase of 2 for the same period last year. The wards most likely to suffer from this type of fire are Musselburgh East and Carberry, Preston/Seton/Gosford and Fa'side. The long-term trend based upon Deliberate Fire Setting /10,000 population shows East Lothian below the Scottish and East delivery area average.

Reasons

Nearly 73% of the incidents attended during this reporting period were 'deliberate secondary fires' and of these, 33% involved refuse/bins as the fuel. Deliberate ignition to vehicles accounted for 5% with 10% in woodland, crops or scrubland.

Actions

We continue to focus our attention to the areas where this is an issue in terms of communication and education. We are an active member of the Tasking and Coordinating Group and work closely with partners to keep the community safe and reduce the impact of such incidents.



YTD ward ave. for East Lothian - 20	2011/12	2012/13	2013/14	2014/15	2015/16	Sparklines
East Lothian	232	119	167	113	141	
Musselburgh West	28	18	21	16	10	
Musselburgh East and Carberry	88	33	47	28	37	
Preston/Seton/Gosford	32	27	38	21	33	
Fa'side	46	18	39	34	28	
North Berwick Coastal	6	6	1	2	7	
Haddington and Lammermuir	17	5	9	6	12	
Dunbar and East Linton	15	12	12	6	14	

Reduction of 'Special Service - RTCs'

Whilst much of this risk is out with the control of SFRS alone, responding to Non-Fire Emergencies such as Road Traffic Collisions is a key part of our intervention activities. The SFRS is committed to working with partners and other stakeholders to drive continuous improvement in this area. Reduction of Casualties from Non-Fire Emergencies contributes to the East Lothian Plan Single Outcome Agreement, number of people killed or seriously injured in road accidents.

Results

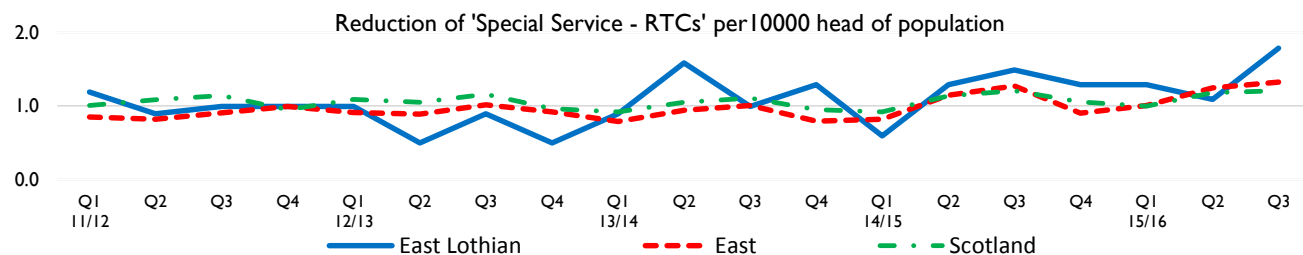
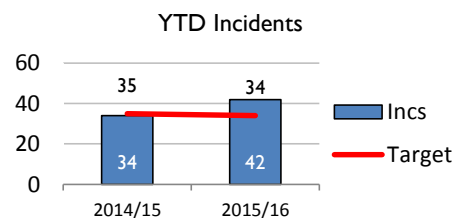
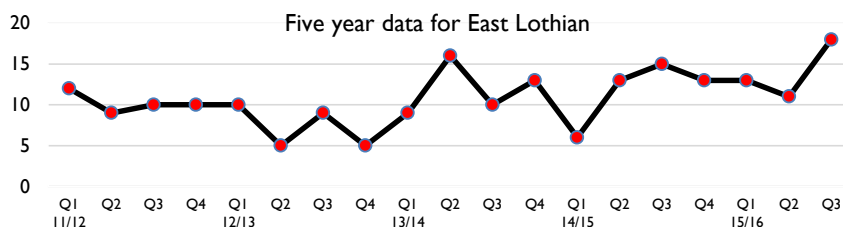
We attended 18 Road Traffic Collisions during this period with 9 casualties being recorded (1 fatality). This is an increase of 3 on the same period last year. Per 10,000 head of population, East Lothian is slightly above the Scottish and East delivery area trend.

Reasons

The SFRS only attend those RTC's they are requested to attend this number does not reflect the total number within East Lothian.

Actions

The SFRS is a member of a multi-agency approach to reducing Road Traffic Collision's and the associated casualties and fatalities. The continued delivery of Tomorrow's Driver programme targeting young people is an excellent partnership approach to reducing road traffic collisions.



YTD ward ave. for East Lothian - 6	2011/12	2012/13	2013/14	2014/15	2015/16	Sparklines
East Lothian	31	24	35	34	42	
Musselburgh West	6	4	2	6	12	
Musselburgh East and Carberry	4	2	4	5	3	
Preston/Seton/Gosford	3	5	6	5	6	
Fa'side	6	3	4	11	9	
North Berwick Coastal	4	2	5	1	3	
Haddington and Lammermuir	2	4	7	1	0	
Dunbar and East Linton	6	4	7	5	9	

Reduction of 'Special Service Casualties - All'

Whilst much of this risk is out with the control of SFRS alone, responding to Non-Fire Emergencies is a key part of our intervention activities. The SFRS is committed to working with partners and other stakeholders to drive continuous improvement in this area. Reduction of Casualties from Non-Fire Emergencies contributes to the East Lothian Plan Single Outcome Agreement.

Results

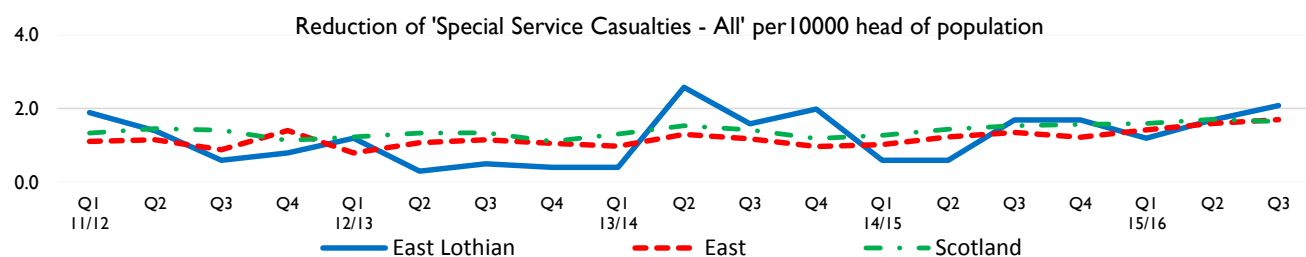
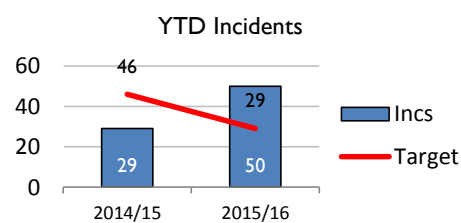
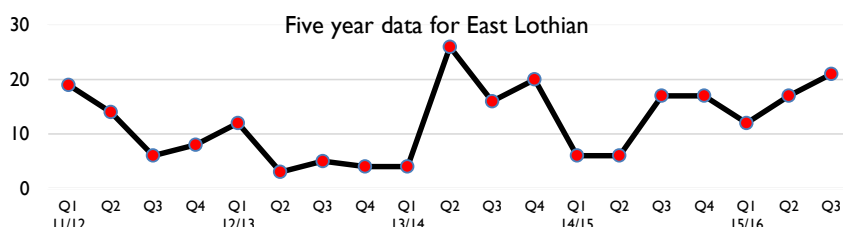
We attended to 21 casualties from non-fire emergencies in East Lothian, including 6 fatal casualties. This is a slight increase of 4 compared to the same period last year but a significant increase in fatalities (1 for the same period last year). Of the total number of casualties, 9 were involved in RTC's with 1 being a fatality with the remainder being related to medical assistance calls (4 fatalities) and 1 suicide (fatal). The trend per 10,000 head of population is slightly above the average for the Scottish and East service delivery areas.

Reasons

The increase is mainly due to the increase in road traffic collisions and SFRS assisting with medical emergencies as co or first responders. This number may continue to increase as we attend more first responder incidents.

Actions

The SFRS is a member of a multi-agency approach to reducing Road Traffic Collision's and the associated casualties and fatalities. The continued delivery of Tomorrow's Driver programme targeting young people is an excellent partnership approach to reducing road traffic collisions. We will also continue to respond to the communities needs in terms of other non-fire emergencies.



YTD ward ave. for East Lothian - 7	2011/12	2012/13	2013/14	2014/15	2015/16	Sparklines
East Lothian	39	20	46	29	50	
Musselburgh West	2	4	4	7	10	
Musselburgh East and Carberry	7	4	3	5	4	
Preston/Seton/Gosford	3	2	1	4	14	
Fa'side	6	2	1	6	5	
North Berwick Coastal	15	2	4	2	8	
Haddington and Lammermuir	3	1	16	3	2	
Dunbar and East Linton	3	5	17	2	7	

Reduction of 'False Alarm - Equipment failure'

Unwanted Fire Alarm Signals (UFAS) are defined as incidents where an automated fire alarm system activates and results in the mobilisation of SFRS resources, when the reason for that alarm turns out to be connected with faulty or defective alarm equipment. The SFRS is committed to working with partners and other stakeholders to reduce Unwanted Fire Alarm Signals.

Results

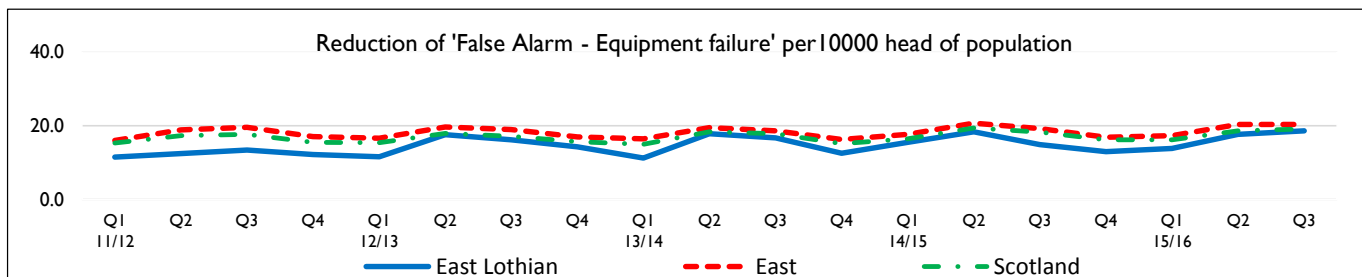
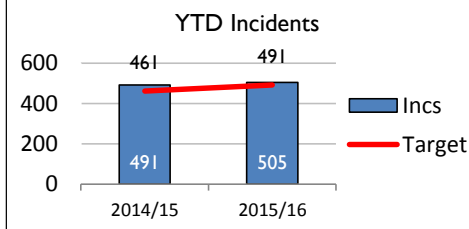
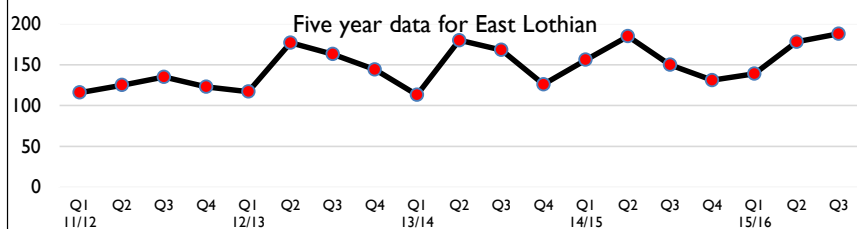
SFRS attended 188 false alarm incidents due to equipment failure during this reporting period. This is an increase of 38 for the same period last year. East Lothian trend line is identical to that of Scotland and the East delivery area average.

Reasons

82% of total false alarm calls were caused by an equipment failure. Good intent calls accounted for 17% of the total. These calls were received from all premises types including business and domestic premises.

Actions

We continue to monitor UFAS calls and our Fire Safety Enforcement Officers work closely with relevant premises to reduce further UFAS incidents. This includes discussing technological, procedural and management solutions in order to prevent future UFAS incidents.



YTD ward ave. for East Lothian - 72	2011/12	2012/13	2013/14	2014/15	2015/16	Sparklines
East Lothian	376	457	461	491	505	
Musselburgh West	61	80	83	71	83	
Musselburgh East and Carberry	74	80	80	86	96	
Preston/Seton/Gosford	54	61	39	55	50	
Fa'side	39	52	51	62	66	
North Berwick Coastal	58	65	70	60	82	
Haddington and Lammermuir	51	88	74	96	78	
Dunbar and East Linton	39	31	64	61	50	

