

# Scrutiny Report 1st April 2015 - 31st December 2015



## East Lothian

*"The data provided in this report is for information purposes to allow Partnership Members to conduct their scrutiny responsibilities. There may be minor amendments between the information in this report and the final statistics – for example: due to delayed reporting or recording of crimes, road crashes or incidents. It would not therefore be accurate or appropriate to refer to, quote or use the data in this report as official statistics. The extraction date from recording systems can differ so data should be seen as accurate on date of extraction by may still be dynamic All data in the report is to indicate trend only as figures will change over time"*

**Local Priorities**  
**Indicator 1 - Detection Rate: Groups 1 to 4 Crimes**  
**1st Apr to 3rd Jan 2016 (SCoMIS)**  
**Target - Increase from LYTD**

**Current situation**

On target, East Lothian has a detection rate of 34.7% for this year to date (TYTD).

**Reasons**

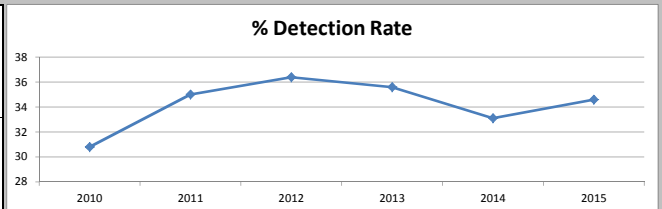
Groups 1 - 4 crimes include crimes of violence, indecency, dishonesty and fire-raising/ malicious mischief offences. There has been an improvement in detection of 2% on last year to date (LYTD).

**What are we doing**

- Enhanced offender management processes.
- Intelligence led targeting of known offenders, hot-spots and anti-social behaviour through proactive policing.
- High visibility patrols by local community & funded officers as directed by divisional tasking process & also through multi-agency TACG process.
- Multi-agency collaboration e.g. Partnership interventions (CCTV, ASB teams, SPS and Housing Associations etc.)
- Operation Fusion
- Festive Operation - focussed patrols in hot spot areas.

**Indicator 1 - Detection Rate: Groups 1 to 4 Crimes 1st Apr to 3rd Jan 2016 (SCoMIS)**

Force TYTD	Division TYTD	EL TYTD	EL LYTD	5 Year Ave	EL Change
37.3%	33.1%	34.7%	32.7%	34.2%	Up 2%



**Local Priorities**  
**Indicator 2 - Reduce the number of Domestic Housebreaking Offences**  
**Target - Decrease from LYTD**

**Current situation**

Off target, there has been an increase of 9 offences over the reporting period.

**Reasons**

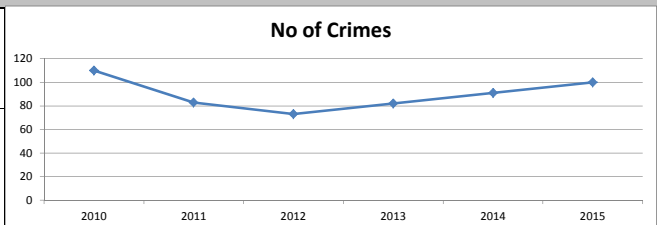
During this period there was a slight increase in housebreaking offences. It has been identified that criminals were travelling from Edinburgh and targeting areas in East Lothian, Mid Lothian and West Lothian.

**What are we doing**

- Prevention, proactive and reassurance, target hardening of repeat victims, visits to vulnerable premises
- Community Officers undertaking re-assurance patrols and other prevention activity
- ASBO craved routinely for all offenders convicted of housebreaking related offences in East Lothian through ASB team
- Operation Greenbay
- Crime Prevention Surveys
- Robust enforcement activity utilising local/ regional and national support.
- Festive Operation - additional focussed patrols throughout December

**Indicator 2 - Reduce the number of Domestic Housebreaking Offences**

Force TYTD	Division TYTD	EL TYTD	EL LYTD	5 Year Ave	EL Change
N/A	412	100	91	87.9	Up 9.9%



**Local Priorities**  
**Indicator 3 - Achieve a detection rate of 30% in respect of Domestic Housebreakings**  
**Target - exceed 30%**

**Current situation**

On target, the detection rate for the reporting period is 45% with a rise of 1%.

**Reasons**

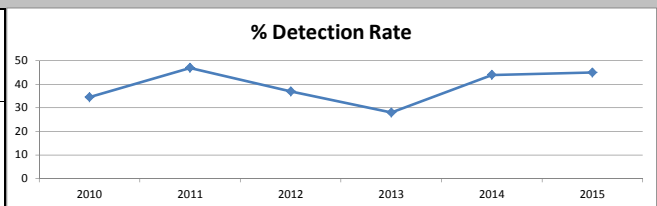
The housebreaking levels are similar to last year figures with detection rate still showing well above the target of 30%.

**What are we doing**

- Operation Reduce and Capture (RAC)
- Joint work with police officers across East of Scotland, Operation Greenbay sharing intelligence and working in a co-ordinated manner to tackle offenders
- ASBO proceedings in relation to housebreaking offenders
- Community and Funded officers undertaking high visibility patrols to police ASBO's and deter criminality
- Community Investigation Unit coordinated work across area
- Crime Prevention Surveys
- Fast-tracking positive SOCO evidence
- Media releases, providing security and safety advice
- Deployment of Smartwater and signage
- Festive Operation - additional resources deployed throughout December, focusing on prevention of acquisitive crime.

**Indicator 3 - Achieve a detection rate of 30% in respect of Domestic Housebreakings**

Force TYTD	Division TYTD	EL TYTD	EL LYTD	5 Year Ave	EL Change
N/A	49.8%	45.0%	44.0%	38.1%	Up 1%



**Priority 1 - Protecting People**  
**Indicator 4 - Reduce the number of Domestic Abuse Incidents reported**  
**1st Apr to 3rd Jan 2016 (SCoMIS)**  
**Target - Decrease from LYTD**

**Current situation**

On target, the number of domestic abuse incidents has reduced by 13.4%.  
 Note that the graph below shows the 'EL Change' between Q1-2 and Q3, with a slight incline from 14.2% to 13.4% respectively, yet still represents a reduction from last year to date's number of incidents.

**Reasons**

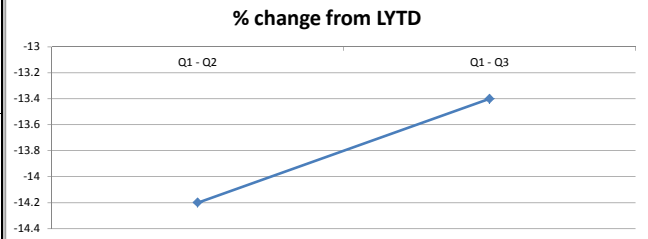
At the end of the reporting period there was a reduction of 107 domestic abuse incidents reported as a direct result of robust enforcement and multi-agency working.

**What are we doing**

- A thorough and robust investigation process is in place
- Pro-active Domestic Abuse bail checks
- MATAC (Multi Agency Tasking and Co-ordination): responsible for identifying and targeting High Risk Domestic Offenders
- MARAC (Multi Agency Risk Assessment Conference): responsible for identifying and protecting high-risk victims of domestic abuse
- Officers trained in risk assessment through domestic abuse questionnaire
- Domestic Abuse investigation unit in place dealing with complex and high tariff cases
- iVPD's - Risk & Concern management and assessment in conjunction with Partner Agencies
- Strong National Police Scotland media campaign on the lead up to Christmas

**Indicator 4 - Reduce the number of Domestic Abuse Incidents reported 1st Apr to 3rd Jan 2016 (SCoMIS)**

Force TYTD	Division TYTD	EL TYTD	EL LYTD	5 Year Ave	EL Change
44380	3914	691	798	781.6	Down 13.4%



**Priority 1 - Protecting People**  
**Indicator 5 - Increase the detection rate for Domestic Abuse crimes**  
**1st Apr to 3rd Jan 2016 (SCoMIS)**  
**Target - Increase from LYTD**

**Current situation**

On target, detection rate for domestic abuse crimes and offences YTD is 79.5%.

**Reasons**

At the end of the reporting period East Lothian had recorded an increase of 5.4% in detections for domestic abuse compared to the previous year.

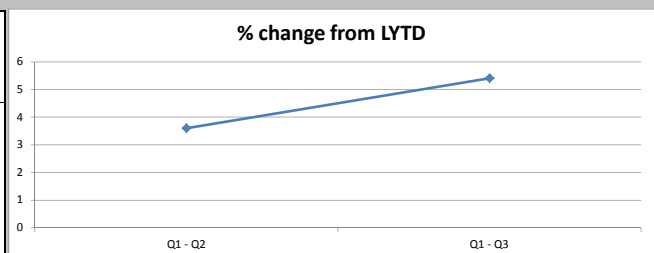
This is 4.5% above the target of 75.0%.

**What are we doing**

- A thorough and robust investigation process in place
- Pro-active Domestic Abuse bail checks
- MATAC (Multi Agency Tasking and Co-ordination): responsible for identifying and targeting High Risk Domestic Offenders
- MARAC (Multi Agency Risk Assessment Conference): responsible for identifying and protecting high risk victims of domestic abuse
- All officers now trained in risk assessment through domestic abuse questionnaire
- Domestic Abuse Investigation unit in place dealing with complex and high tariff cases
- Domestic Abuse Task Force covering East Of Scotland, to investigate serious & complex cases identified by Police / partner agencies
- Addressing conversion rates for incidents to crimes

**Indicator 5 - Increase the detection rate for Domestic Abuse crimes**  
**1st Apr to 3rd Jan 2016 (SCoMIS)**

Force TYTD	Division TYTD	EL TYTD	EL LYTD	5 Year Ave	EL Change
81.8%	79.2%	79.5%	74.1%	N/A	Up 5.4%



**Priority 1 - Protecting People**  
**Indicator 6 - Ensure 95% of Domestic Abuse initial Bail checks under 24-hour prescribed time limit**  
**1st Apr to 3rd Jan 2016 (SCoMIS)**  
**Target - exceed 95%**

**Current situation**

On target, with YTD 98.5% (133 out of 135) of domestic abuse initial bail checks have been conducted within a prescribed timeframe of 24 hours - above the 95% target. Note that whilst the graph illustrates a decline in comparison between Q1 - Q3 the amount is only 0.4% of a difference.

**Reasons**

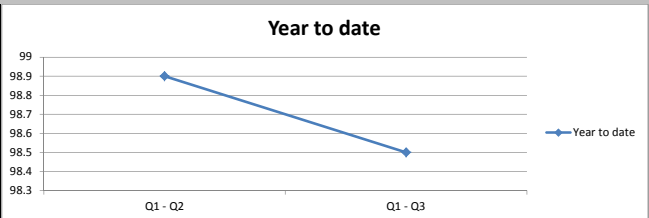
Supervisors and officers are fully aware of the importance of these checks and the disciplined tasking process is in place between the courts and the police.

**What are we doing**

- Thorough compliance process in place.
- Pro-active Domestic Abuse bail checks undertaken.
- Courts & VIA
- An agenda item on Daily TTAC process providing governance

**Indicator 6 - Ensure 95% of Domestic Abuse initial Bail checks are conducted within the 24-hour prescribed time limit 1st Apr to 3rd Jan 2016 (SCoMIS)**

Force TYTD	Division TYTD	EL TYTD	EL LYTD	5 Year Ave	EL Change
96.9%	96.9%	98.5%	N/A	N/A	N/a



**Priority 1 - Protecting People**  
**Indicator 7 - Increase the detection rate for Sexual Offences (Group 2 Crime)**  
**1st Apr to 3rd Jan 2016 (SCoMIS)**  
**Target - Increase from LYTD**

**Current situation**

On target, detection rate for YTD is 63.4%.

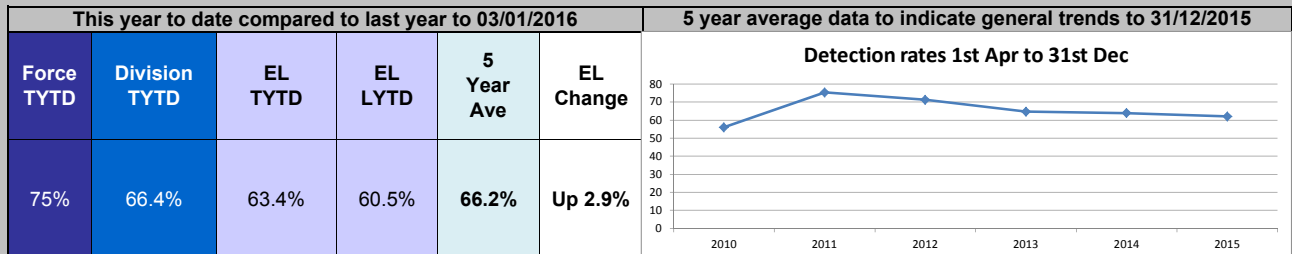
**Reasons**

As predicted in Scrutiny report for Q1+2 a methodical review of all Group 2 offences in EL has improved the detection rate to it's current level, which represents a 2.9% increase from LYTD.

**What are we doing**

- Dedicated Public Protection Unit with specialist officers providing support and investigation lead.
- Systematic Review of all Group 2 Crimes and analysis to identify crime patterns
- Multi-agency protection measures through Child and Adult Protection Services
- Utilising Banning orders and other relevant legislation
- Operation FUSION review and enforcement phase improved detection rates.

**Indicator 7 - Increase the detection rate for Sexual Offences (Group 2 Crime)**



Note - there is a small discrepancy between year to date data and 5 year average date due to date of extraction. 5 year average data is provided as an indication of trend only, Data extracted from Police information systems on the 31st of December 2015 will not include detections that are still being processed in the live environment. All crime reports have 72 hours to be submitted under the Scottish Crime Recording Standards therefore extraction date of the 3rd of January 2016, whilst still dynamic, is a more accurate figure.



**Priority 2 - Reducing Anti-Social Behaviour**  
**Indicator 8 - Reduce the number of Disorder incidents**  
**1st Apr to 3rd Jan 2016 (SCoMIS)**  
**Target - Decrease from LYTD**

**Current situation**

On target, with YTD disorder incidents of 2874.

**Reasons**

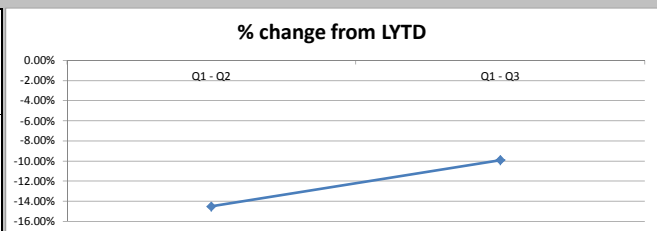
At the end of the reporting period there were 2874 incidents compared with 3191 for the same period last year. This is a reduction of 9.9%.

**What are we doing**

- The reduction of reported disorder continues to fall although there is no complacency that this will continue without a commitment to targeted visibility, reassurance patrolling and robust enforcement.
- The marked reduction in antisocial behaviour complaints made to Police Scotland is testament to the established partnership working arrangements that exist within East Lothian. Partners recognise that antisocial behaviour cannot be addressed by one agency alone; only a co-ordinated multi-agency response can effectively bring relief to individuals and communities affected by it.
- Weekend dispersal plans providing coordinated foot/ mobile patrols in town centres monitoring licensed premises
- Bonfire Night Initiative - joint patrols with Fire and Rescue Service
- Festive Deployment Plan - throughout December additional patrols focused on ASB hotspots.

**Indicator 8 - Reduce the number of Disorder incidents**  
**1st Apr to 3rd Jan 2016 (SCoMIS)**

Force TYTD	Division TYTD	EL TYTD	EL LYTD	5 Year Ave	EL Change
192428	15213	2874	3191	3859.8	Down 9.9%



Note - The decrease in Disorder has slowed in Q3 in East Lothian, data provides that the month of October in 2015 remained static compared to previous months and the 5 year average however when specifically compared to October 2014 and more generally Quarter 3, the trend displays that the reduction in disorder appears to be slowing but it should be seen in context of a particularly low level over the same period in 2014 and that disorder over the year still remain down almost 10%

**Priority 2 - Reducing Anti-Social Behaviour  
1st Apr to 3rd Jan 2016 (SCoMIS)  
Indicator 9 - Reduce the number of ASB incidents  
Target - Decrease from LYTD**

**Current situation**

On target, with YTD ASB incidents of 3829.

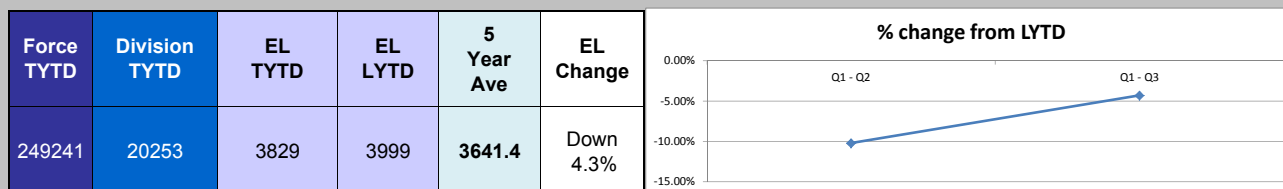
**Reasons**

At the end of the reporting period there were 3829 ASB incidents compared with 3999 for the same period last year. This is a reduction of 4.3%.

**What are we doing**

- The efforts to maintain this decrease in Antisocial Behaviour will continue and working with partners to ensure intelligence led patrols and preventative work is effective and efficient reassuring residents that they are safe to reside and visit East Lothian.
- Much of the work comes as a result of the multi agency ASB Team which works from Tranent and includes ASB officers, Housing, Police (including Funded Officers) and Community Wardens co-located using a process which reviews all relevant incidents daily and a weekly Tasking and Co-ordinating Meetings which incorporates other resources such as Council CCTV, Fire Service and Youth Workers to proactively deploy intelligence led resources.
- Bonfire Night Initiative - joint patrols with Fire and Rescue Service
- Festive Deployment Plan - throughout December additional patrols focused on ASB hotspots.

**Indicator 9 - Reduce the number of ASB incidents  
1st Apr to 3rd Jan 2016 (SCoMIS)**



Note - The decrease in anti social behaviour has slowed in Q3 in East Lothian. Data provides that the month of October 2015 and December 2015 has risen above both last year and the 5-year average. Analysis is ongoing to better understand the reason for this increase, which is not just localised in East Lothian but across the Lothians and Scottish Borders Division as a whole. Anti social behaviour for the year to date still remains over 4% down from last year.

**Priority 2 - Reducing Anti-Social Behaviour**  
**1st Apr to 3rd Jan 2016 (SCoMIS)**  
**Indicator 10 - Reduce the number of Hate Incidents**  
**Target - Decrease from LYTD**

**Current situation**

On target, with YTD hate incidents having reduced to 39.

**Reasons**

Up to the 3rd January 2016 there were 39 incidents reported compared with 60 incidents for the same period last year. This again is a marked reduction of 35%.

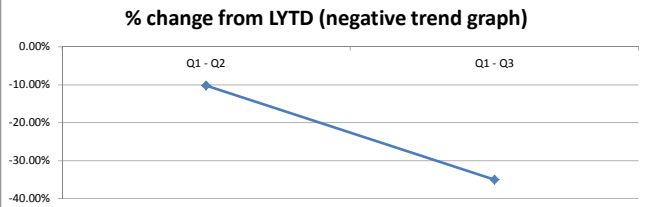
**What are we doing**

With over 300 Third Party Reporting Sites across the country, hate crime is a priority in East Lothian and across the whole of Scotland and the recent campaign seeks to reinforce the message that prejudice based on sexual orientation, transgender identity, disability, racial or religious lines will not be tolerated.

- Robust governance and scrutiny of all reported Hate crimes.
- Sharing information through the Mutli Agency Adult Monitoring Group

**Indicator 10 - Reduce the number of Hate Incidents**  
**1st Apr to 3rd Jan 2016 (SCoMIS)**

Force TYTD	Division TYTD	EL TYTD	EL LYTD	5 Year Ave	EL Change
5216	322.0	39	60	43.8	Down 35%



**Priority 2 - Reducing Anti-Social Behaviour**  
**1st Apr to 3rd Jan 2016 (SCoMIS)**  
**Indicator 11 - Reduce the number of Hate Crimes**  
**Target - Decrease from LYTD**

**Current situation**

On target, with YTD having reduced to 37 crimes.

**Reasons**

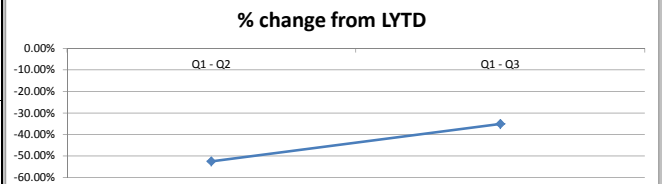
At the end of the reporting period there were 37 hate crimes recorded in East Lothian compared with 57 LYTD that is a reduction of 35.1%.

**What are we doing**

- A thorough and robust investigation process in place and monitored by Community Inspectors
- ASB Team review at daily TAC & Adult Monitoring Group
- Agenda item on daily TTAC process providing governance

**Indicator 11 - Reduce the number of Hate Crimes**  
**1st Apr to 3rd Jan 2016 (SCoMIS)**

Force TYTD	Division TYTD	EL TYTD	EL LYTD	5 Year Ave	EL Change
5369	319	37	57	60	Down 35.1%



**Priority 2 - Reducing Anti-Social Behaviour**  
**1st Apr to 3rd Jan 2016 (SCoMIS)**  
**Indicator 12 - Increase the detection rate for Hate Crime**  
**Target - Increase from LYTD**

**Current situation**

On target, with YTD having increased the detection rate to 94.6%.

**Reasons**

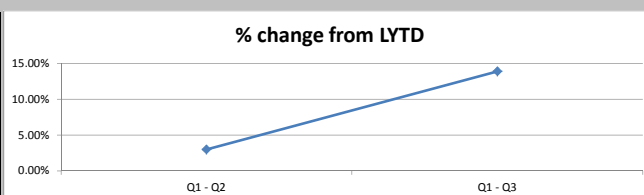
At the end of the reporting period there was a 94.6% detection rate for Hate Crime in East Lothian compared to LYTD detection rate of 80.7% an overall increase of 13.9%.

**What are we doing**

- Robust investigation and review process
- Sharing intelligence and using it to target patrols and be visible in the right place, at the right time
- Daily review of iVPD Hate Crime referrals to capture any missed opportunities

**Indicator 12 - Increase the detection rate for Hate Crime**  
**1st Apr to 3rd Jan 2016 (SCoMIS)**

Force TYTD	Division TYTD	EL TYTD	EL LYTD	5 Year Ave	EL Change
77.2%	80.3%	94.6%	80.7%	N/A	Up 13.9%



**Priority 3 - Reducing Violence**  
**1st Apr to 3rd Jan 2016 (SCoMIS)**  
**Indicator 13 - Reduce the level of Group 1 Violent Crime**  
**Target - Decrease from LYTD**

**Current situation**

On target, with YTD Group 1 Violent Crime showing a decrease of 7.

**Reasons**

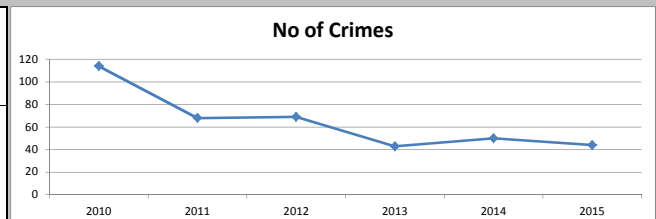
At the end of the reporting period there were 45 Group 1 crimes in East Lothian compared with 52 LYTD, which is a reduction of 13.5%.

**What are we doing**

- Enhanced offender management processes
- Intelligence led targeting of known offenders, hot-spots and anti-social behaviour through proactive policing.
- High visibility patrols by local community and funded officers as directed by police divisional tasking process and also through multi-agency TACG process
- Multi-agency collaboration e.g. Partnership interventions (CCTV, ASB teams, Wardens, SPS and Housing Associations etc.)
- Bonfire Night Initiative - joint patrols with Fire and Rescue Service
- Festive Deployment Plan - throughout December additional patrols focused on night time economy areas.

**Indicator 13 - Reduce the level of Group 1 Violent Crime**  
**1st Apr to 3rd Jan 2016 (SCoMIS)**

Force TYTD	Division TYTD	EL TYTD	EL LYTD	5 Year Ave	EL Change
5201	361	45	52	69.8	Down 13.5%



**Priority 3 - Reducing Violence**  
**1st Apr to 3rd Jan 2016 (SCoMIS)**  
**Indicator 14 - Increase the number of positive Stop and Searches for Offensive Weapons**  
**Target - Increase from LYTD**

**Current situation**

An enhanced version of the National Stop & Search Database commenced on 1 June 2015. The enhanced database brought significant changes in the process of data capture and the methodology for recording data items. No previous year to date figures are provided as it has been previously acknowledged this data is not 100% accurate, therefore comparisons will provide misleading results or invalid conclusions. Management Information and data in respect of stop and search can be found on the Police Scotland website via <http://www.scotland.police.uk/about-us/police-scotland/stop-and-search-data-publication>

**Update**

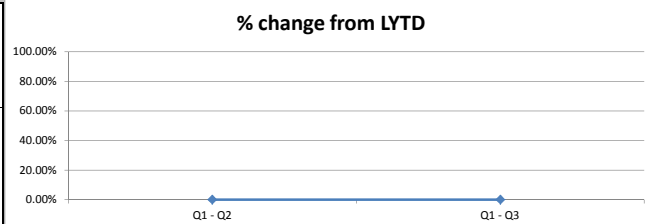
Between 1st June 2015 and 30th November 2015 the following information regarding stop and search is provided  
 305 stop and searches conducted in East Lothian with 105 positive or 34%  
 278 statutory stop and searches conducted in East Lothian with 98 positive or 35%  
 27 consensual stop and searches conducted in East Lothian with 7 positive or 26%  
 0 refused consensual stop and searches in East Lothian  
 22 seizures made in East Lothian

**What are we doing**

Intelligence lead and proactive targeting using the concept of right person, right, place, right time.

**Indicator 14 - Increase the number of positive Stop and Searches for Offensive Weapons**

Force TYTD	Division TYTD	EL TYTD	EL LYTD	5 Year Ave	EL Change
N/a	N/a	N/A	N/A	N/A	N/A



No comparative data is available for stop search figures

## Priority 4 - Tackling Substance Misuse

### Indicator 15 - Increase the number of positive Stop and Searches for Controlled Drugs Target - Increase from LYTD

#### Current situation

An enhanced version of the National Stop & Search Database commenced on 1 June 2015. The enhanced database brought significant changes in the process of data capture and the methodology for recording data items. No previous year to date figures are provided as it has been previously acknowledged this data is not 100% accurate, therefore comparisons will provide misleading results or invalid conclusions. Management Information and data in respect of stop and search can be found on the Police Scotland website via <http://www.scotland.police.uk/about-us/police-scotland/stop-and-search-data-publication>

#### Update

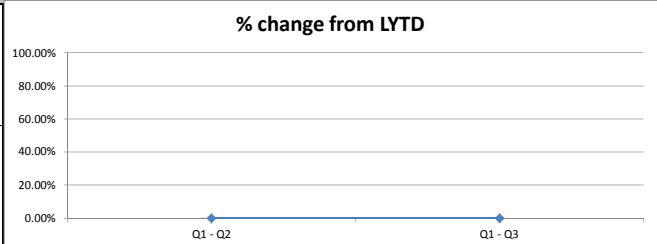
Between 1st June 2015 and 30th November 2015 the following information regarding stop and search is provided  
 305 stop and searches conducted in East Lothian with 105 positive or 34%  
 278 statutory stop and searches conducted in East Lothian with 98 positive or 35%  
 27 consensual stop and searches conducted in East Lothian with 7 positive or 26%  
 0 refused consensual stop and searches in East Lothian  
 22 seizures made in East Lothian

#### What are we doing

Intelligence lead and proactive targeting using the concept of right person, right, place, right time.

#### Indicator 15 - Increase the number of positive Stop and Searches for Controlled Drugs

Force TYTD	Division TYTD	EL TYTD	EL LYTD	5 Year Ave	EL Change
N/A	N/A	N/A	N/A	N/A	N/A



No comparative data is available for stop search figures



**Priority 4 - Tackling Substance Misuse**  
**1st Apr to 31st Dec (Local data)**  
**Indicator 16 - Increase the number of on/off sales licensed premises visits**  
**Target - Increase from LYTD**

**Current situation**

There has been a reduction in visits from 718 to 680 visits to licensed premises (including incidents).

**Reasons**

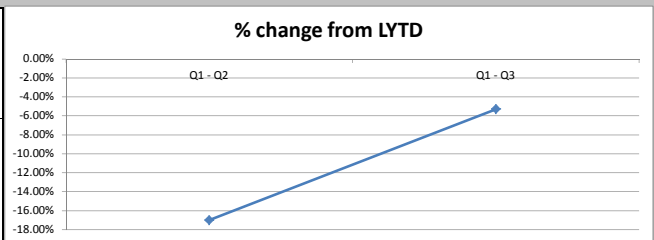
There is currently only 1 problematic premises in East Lothian. Incidents in licensed premises are down overall on the previous year and this has impacted upon figures.

**What are we doing**

Officers will continue to make regular visits to LP's as part of focussed patrols in support of various initiatives, such as Test Purchase Operations,  
 - CAV deployment details and Town Dispersal plans.  
 - Reduction in night time economy premises  
 - Pub Watch

**Indicator 16 - Increase the number of on/off sales licensed premises visits**  
**1st Apr to 31st Dec (Lic dept)**

Force TYTD	Division TYTD	EL TYTD	EL LYTD	5 Year Ave	EL Change
N/a	N/a	680	718	N/A	Down 5.3%



**Priority 5 - Making Our Roads Safer**  
**1st Apr to 31st Dec (UNIFI)**  
**Indicator 17 - Reduce the number of people killed or seriously injured on our roads**  
**Target - Decrease from LYTD**

**Current situation**

On target, YTD there has been a reduction to 23 people killed or seriously injured on our roads.

**Reasons**

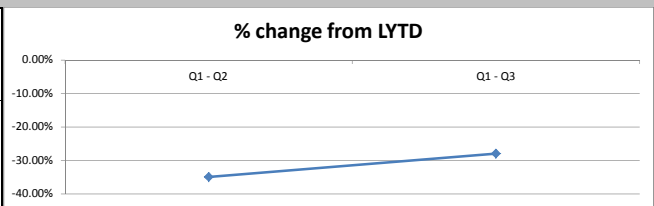
At the end of the reporting period there have been 23 people killed or seriously injured on roads in East Lothian, compared to LYTD figure of 32, which represents a significant reduction by 28%.

**What are we doing**

- Local Officers and Roads Policing Officers continue to target priority routes, positively influencing driver behaviour. They have been paying particular attention to the A198/99 coastal routes (these have seen the most serious road collisions in recent years), engaging with car drivers and motorcyclists. Very often these road users are either warned or given advice in an effort to make them safer drivers and more aware of the potential hazards which exist.
- Preventative Activity including "2MRO's Driver" delivered to over 1250 6th Year Pupils and Vulnerable Road Users Campaign
- This year local officers and specialist Roads Policing Officers have been deployed to target speeding drivers in East Lothian hot spots. These have been identified through analysis/ community feedback of road collisions, in this way deploying resources at the right place at the right time.
- Increasing the number of officers trained in the use of handheld radar devices and undertaking enforcement activity aligned to hot-spot areas.
- Operation Kestrel, targeting speeding offences
- Local CPT led initiatives targeting areas around schools in East Lothian
- Vulnerable Road Users Campaign
- Seasonal drink/driving campaign

**Indicator 17 - Reduce the number of people killed or seriously injured on our roads**  
**1st Apr to 31st Dec (UNIFI)**

Force TYTD	Division TYTD	EL TYTD	EL LYTD	5 Year Ave	EL Change
N/A	171	23	32	N/A	Down 28%



**Priority 5 - Making Our Roads Safer**  
**1st Apr to 31st Dec (APU Dec report)**  
**Indicator 18 - Increase the number of people detected for Drink/Drug Driving offences**  
**Target - Increase on LYTD**

**Current situation**

On target, YTD there has been an increase to 65 in the number of people detected for drink/ drug driving offences in East Lothian.

**Reasons**

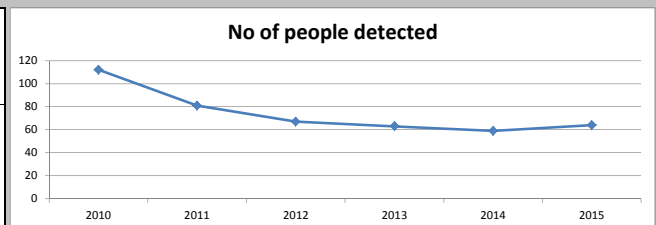
At the end of the reporting period there were 65 persons detected compared with LYTD of 60, this is an increase of 8.3%.

**What are we doing**

- Focussed Roads Police enforcement from both Divisional Roads Police Unit and Trunk Roads Police
- This activity is reflected in the drivers stopped for speeding and the net result of this was an increase in the number of drivers stopped and breathalysed.
- New lowered limit (35ug-23ug) which continues to cause an increase in the number of drivers being stopped and found to be over the new limit.
- Seasonal Drink/Driving campaign

**Indicator 18 - Increase the number of people detected for Drink/Drug Driving offences**  
**1st Apr to 31st Dec (APU Dec report)**

Force TYTD	Division TYTD	EL TYTD	EL LYTD	5 Year Ave	EL Change
N/a	345	65	60	N/A	Up 8.3%



**Priority 5 - Making Our Roads Safer**  
**1st Apr to 31st Dec (APU Dec report)**  
**Indicator 19 - Increase the number of people detected for Dangerous Driving offences**  
**Target - Increase on LYTD**

**Current situation**

On target, there has been an increase in the number of people detected for dangerous driving offences by 4.

**Reasons**

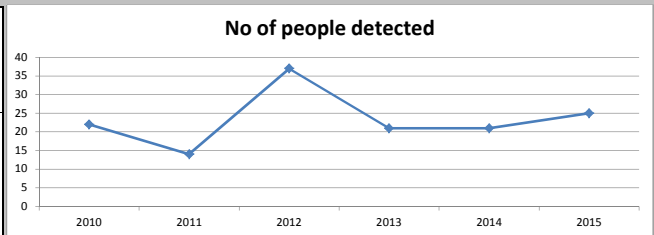
At the end of the reporting period there were 25 persons detected for dangerous driving offences compared with LYTD of 21 an increase of 19%.

**What are we doing**

- Funded officers and the majority of community officers trained in the use of hand-held radar devices, with additional equipment being purchased.
- There is also a continued strong representation at the East Lothian Partnership Road Safety Working Group.
- Increased detection of those involved in housebreakings, where vehicles are stolen and driven dangerously.

**Indicator 19 - Increase the number of people detected for Dangerous Driving offences**  
**1st Apr to 31st Dec (APU Dec report)**

Force TYTD	Division TYTD	EL TYTD	EL LYTD	5 Year Ave	EL Change
N/a	131	25	21	23	Up 19%



**Priority 6 - Tackling Serious Organised Crime  
1st Apr to 31st Dec (Local report)**

**Indicator 20 - Increase the number of cash seizures and restraints through the Proceeds of Crime Act  
Target - Increase from LYTD**

**Current situation**

There has been £162,527 seized in relation to Proceeds of Crime Act.

**Reasons**

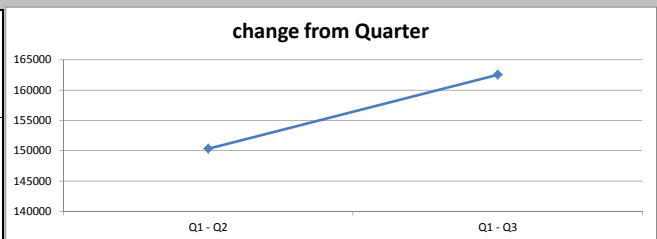
Continued focus on Tackling Serious and Organised Crime and utilising POCA legislation at every opportunity

**What are we doing**

- Priority targeting of drug supply network
- POCA legislation utilised in every instance
- Engagement with ELC to promote and support activity in of the multi agency SOCG group, which Kenny Black, ELC Safer Communities Team Leader now acting as SPOC.
- Providing support and sharing information with ELC regarding Procurement

**Indicator 20 - Increase the number of cash seizures and restraints through the Proceeds of Crime Act**

Force TYTD	Division TYTD	EL TYTD	EL LYTD	5 Year Ave	EL Change
N/a	£1,980,345	£162,527	N/A	N/A	N/A



## Priority 6 - Tackling Serious Organised Crime

### Indicator 21 - Increase the number of people detected for Supplying Drugs Target - Increase from LYTD

#### Current situation

On target, there were 40 people detected for supplying drugs in East Lothian.

#### Reasons

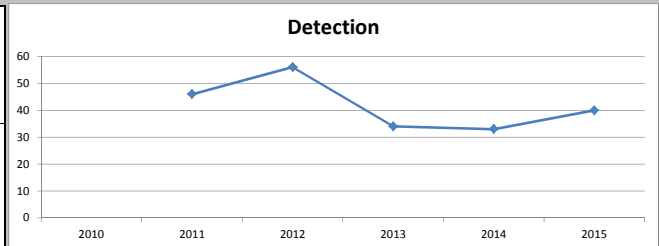
At the end of the reporting period there were 40 detections compared with 33 LYTD, which is a 21.2% increase in this area.

#### What are we doing

- Engage in intelligence led targeting of this anti-social behaviour activity as it has a significant negative impact.
- Intelligence discussed and allocated through divisional tasking process and also through multi-agency TACG process to improve effectiveness.
- Proactive use of media to communicate successful operations to ensure communities realise benefits of reporting information/ intelligence
- Prioritisation of cannabis cultivations to address safety implications to the public.

### Indicator 21 - Increase the number of people detected for Supplying Drugs

Force TYTD	Division TYTD	EL TYTD	EL LYTD	5 Year Ave	EL Change
3768	305	40	33	125	Up 21.2%



**Complaints against the Police**

<b>Number of complaints</b>		64	<b>Number of Complaints per 10,000 Police Incidents</b>		33.5
	<b>On duty</b>		<b>off duty</b>	<b>Quality of service allegations</b>	<b>Total Number of allegations</b>
<b>Total allegations recorded</b>	72		0	25	97