

**Police, Fire and Community Safety Scrutiny Committee
Members**

Councillor T Day (Chair)

Councillor J Gillies

Councillor J Goodfellow

Councillor F McAllister

Councillor M Libberton

Councillor K McLeod

Councillor P MacKenzie

Councillor J McNeil

Councillor J Caldwell

1

POLICE, FIRE AND COMMUNITY SAFETY SCRUTINY COMMITTEE

A Remit and Powers

1. The following business and functions are delegated by the Council to the Police, Fire and Community Safety Scrutiny Committee:
 - To carry out scrutiny of the performance of the Police and Fire & Rescue Services in East Lothian, with specific reference to each organisation's Local Plan
 - To receive and comment on local quarterly performance reports from Police Scotland and the Scottish Fire & Rescue Service
 - To engage in the development of Police Scotland and the Scottish Fire & Rescue Service Local Plans and joint working with the Police and Fire & Rescue Services
 - To consider and respond to national and local level strategies and policies of Police Scotland and the Scottish Fire & Rescue Service
 - To scrutinise and monitor the Service Level Agreement between the Council and Police Scotland
 - To receive and comment on reports on the performance of any other services performing a community safety function in East Lothian.

B Membership

1. The membership of the Police, Fire and Community Services Scrutiny Committee shall include a Convener and a Depute Convener. The Council shall determine the membership of the Police, Fire and Community Services Scrutiny Committee, ensuring that the membership reflects the political balance of the Council.
2. In the absence of the Convener and Depute Convener at a meeting the other Members of the Committee shall appoint an alternative Chairperson for the duration of that meeting.

C Quorum

1. Half the membership + 1

D Substitutes

1. There shall be no substitutes.

E Meetings

1. There shall be a minimum of four scheduled meetings in each committee session.
2. Meetings shall take place in accordance with Standing Order 4.

F Reporting Arrangements

1. The clerk shall be responsible for taking minutes of the meetings of the Police, Fire and Community Services Scrutiny Committee.
2. Minutes shall be presented to the Police, Fire and Community Services Scrutiny Committee for approval.
3. The Committee can refer any item of business to the Council, in which case a report shall be placed on the agenda of the next appropriate meeting.

G Miscellaneous

1. The Police, Fire and Community Services Scrutiny Committee will be entitled to appoint ad hoc (short-life) sub-committees. The Committee or its sub-committees will be entitled to undertake reviews of policies and/or performance relating to Community Safety matters, to call upon the Council and Council officials for reports, and to require the attendance for the purpose of questioning, of any Cabinet Spokespersons and/or officials of the Council on any matter relevant to the issue under consideration by them.
2. The Committee will be entitled to invite representatives of other public agencies, local communities, the private and voluntary sectors, trade unions and academic institutions to assist with reviews of policies and/or performance. Also, it will be entitled to call appropriate expert witnesses, commission appropriate research and hold evidence gathering meetings.
3. The Committee will have the power to comment on, and make recommendations on matters insofar as relevant to its authorised remit, where appropriate, to the Council.

Scrutiny Report 1st April 2015 - 30th September 2015

3



**POLICE
SCOTLAND**
Keeping people safe

East Lothian

The data provided in this report is for information purposes to allow Partnership Members to conduct their scrutiny responsibilities. There may be minor amendments between the information in this report and the final statistics e.g: due to delayed reporting or recording of crimes, road crashes or incidents. It would not therefore be accurate or appropriate to refer to, quote or use the data in this report as official statistics.

Local Priorities

Indicator 1 - Detection Rate: Groups 1 to 4 Crimes Target - Increase from LYTD

Current situation

On target, East Lothian has a detection rate of 37.3% for this year to date (TYTD).

Reasons

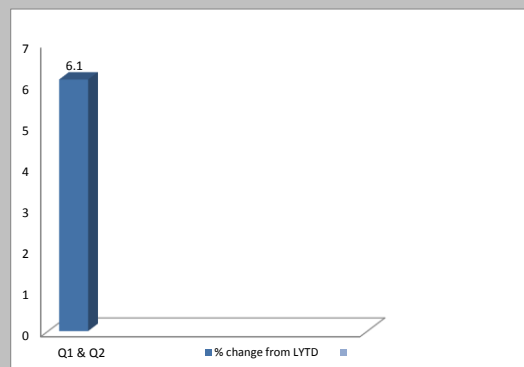
Groups 1- 4 crimes include crimes of violence, indecency, dishonesty and fire-raising/ malicious mischief offences. There has been an improvement in detection of 6.1% on last year to date (LYTD).

What are we doing

- Enhanced offender management processes.
- Intelligence led targeting of known offenders, hot-spots and anti-social behaviour through proactive policing.
- High visibility patrols by local community & funded officers as directed by divisional tasking process & also through multi-agency TACG process.
- Multi-agency collaboration e.g. Partnership interventions (CCTV, ASB teams, SPS and Housing Associations etc.)
- Operation Fusion

Indicator 1 - Detection Rate: Groups 1 to 4 Crimes

Force TYTD	Division TYTD	EL TYTD	EL LYTD	EL Change
37.7%	33.1%	37.3%	31.2%	Up 6.1%



Local Priorities

Indicator 2 - Reduce the number of Domestic Housebreaking Offences Target - Decrease from LYTD

Current situation

On target, there has been a decrease of 2 offences over the reporting period.

Reasons

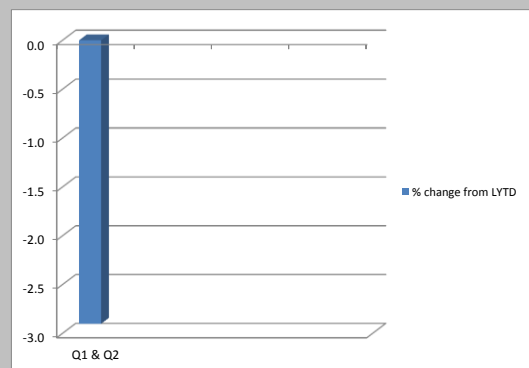
During this period there was an initial spike in housebreaking offences, this has levelled out and as a result of robust enforcement activity utilising local/ regional and national support.

What are we doing

- Prevention, proactivity and reassurance, target hardening of repeat victims, visits to vulnerable commercial and business premises
- Community Officers undertaking re-assurance patrols and other prevention activity.
- ASBO craved routinely for all offenders convicted of housebreaking related offences in East Lothian through anti-social behaviour team
- Operation Greenbay
- Crime Prevention Surveys

Indicator 2 - Reduce the number of Domestic Housebreaking Offences

Force TYTD	Division TYTD	EL TYTD	EL LYTD	EL Change
N/a	285	68	70	Down 2.9%



Local Priorities

Indicator 3 - Achieve a detection rate of 30% in respect of Domestic Housebreakings Target - exceed 30%

Current situation

On target, the detection rate for the reporting period is 48.5%.

Reasons

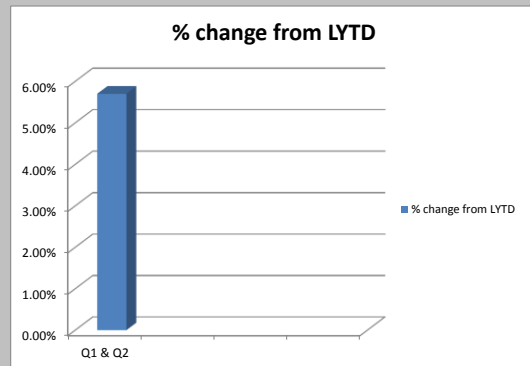
The housebreaking levels are similar to last year figures with detection rate above target and above LYTD.

What are we doing

- Operation Reduce and Capture (RAC)
- Joint work with police officers across East of Scotland, Operation Greenbay sharing intelligence and working in a co-ordinated manner to tackle offenders
- ASBO proceedings in relation to housebreaking offenders
- Community and Funded officers undertaking high visibility patrols to police ASBO's and deter criminality
- Community Investigation Unit coordinated work across area
- Crime Prevention Surveys

Indicator 3 - Achieve a detection rate of 30% in respect of Domestic Housebreakings

Force TYTD	Division TYTD	EL TYTD	EL LYTD	EL Change
N/a	60.4%	48.5%	42.9%	Up 5.6%



Priority 1 - Protecting People

Indicator 4 - Reduce the number of Domestic Abuse Incidents reported

Target - Decrease from LYTD

Current situation

On target, the number of domestic abuse incidents has reduced by 14.2%.

Reasons

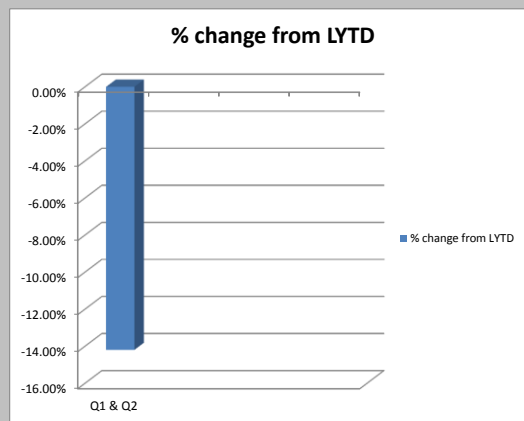
At the end of the reporting period there was a reduction of 77 domestic abuse incidents reported as a direct result of robust enforcement and multi-agency working.

What are we doing

- A thorough and robust investigation process is in place
- Pro-active Domestic Abuse bail checks
- MATAC (Multi Agency Tasking and Co-ordination): responsible for identifying and targeting High Risk Domestic Offenders
- MARAC (Multi Agency Risk Assessment Conference): responsible for identifying and protecting high-risk victims of domestic abuse
- Officers trained in risk assessment through domestic abuse questionnaire
- Domestic Abuse Investigation unit in place dealing with complex and high tariff cases
- iVPD's - Risk & Concern management and assessment in conjunction with Partner Agencies

Indicator 4 - Reduce the number of Domestic Abuse Incidents reported

Force TYTD	Division TYTD	EL TYTD	EL LYTD	EL Change
28873	2527	465	542	Down 14.2%



Priority 1 - Protecting People

Indicator 5 - Increase the detection rate for Domestic Abuse crimes Target - Increase from LYTD

Current situation

On target, detection rate for domestic abuse crimes and offences YTD is 77.4%.

Reasons

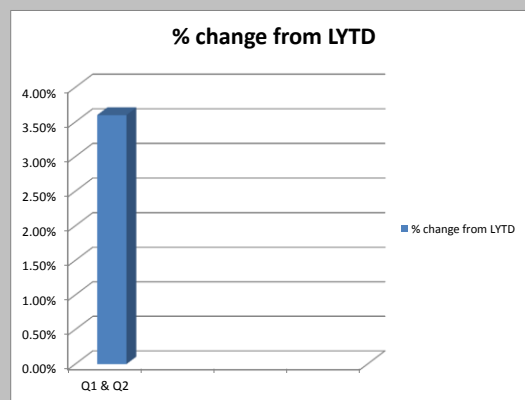
At the end of the reporting period East Lothian had recorded an increase in detections for domestic abuse compared to the previous year and the target figure.
YTD 77.4% of domestic abuse crimes and offences were detected.
This is 2.4% above the target of 75.0%.

What are we doing

- A thorough and robust investigation process in place
- Pro-active Domestic Abuse bail checks
- MATAC (Multi Agency Tasking and Co-ordination): responsible for identifying and targeting High Risk Domestic Offenders
- MARAC (Multi Agency Risk Assessment Conference): responsible for identifying and protecting high risk victims of domestic abuse
- All officers now trained in risk assessment through domestic abuse questionnaire
- Domestic Abuse Investigation unit in place dealing with complex and high tariff cases
- Domestic Abuse Task Force covering East Of Scotland, to investigate serious & complex cases identified by Police / partner agencies
- Addressing conversion rates for incidents to crimes

Indicator 5 - Increase the detection rate for Domestic Abuse crimes

Force TYTD	Division TYTD	EL TYTD	EL LYTD	EL Change
83.1%	80.4%	77.4%	73.8%	Up 3.6%



Priority 1 - Protecting People

Indicator 6 - Ensure 95% of Domestic Abuse initial Bail checks are conducted within the 24-hour prescribed time limit Target - exceed 95%

Current situation

On target, with YTD 98.9% of domestic abuse initial bail checks have been conducted within a prescribed timeframe of 24 hours - above the 95% target.

Reasons

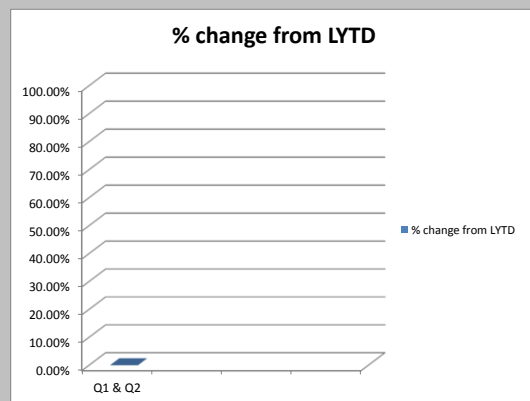
Supervisors and officers are fully aware of the importance of these checks and the disciplined process is in place between the courts and the police.

What are we doing

- Thorough compliance process in place.
- Pro-active Domestic Abuse bail checks undertaken.
- Courts & VIA
- An agenda item on Daily TTAC process providing governance

Indicator 6 - Ensure 95% of Domestic Abuse initial Bail checks are conducted within the 24-hour prescribed time limit

Force TYTD	Division TYTD	EL TYTD	EL LYTD	EL Change
96.9%	96.6%	98.9%	N/a	N/a



Priority 1 - Protecting People

Indicator 7 - Increase the detection rate for Sexual Offences (Group 2 Crime) Target - Increase from LYTD

Current situation

Off target, detection rate for YTD is 50.8%.

Reasons

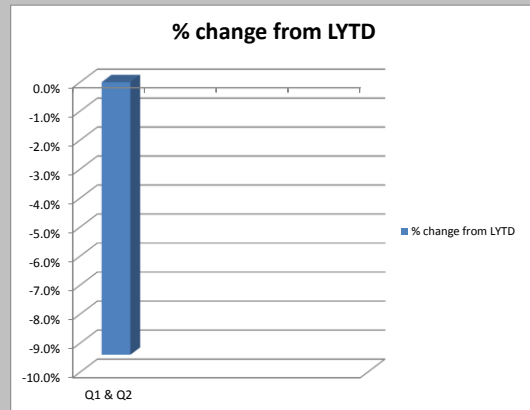
Whilst there has been a reduction in the detection rate it is worth noting that a number of the cases reported in this period related to historical crimes.

What are we doing

- Dedicated Public Protection Unit with specialist officers providing support and investigation lead.
- Systematic Review of all Group 2 Crimes and analysis to identify crime patterns
- Multi-agency protection measures through Child and Adult Protection Services
- Utilising Banning orders and other relevant legislation
- Operation FUSION review and enforcement phase improved detection rates. This methodical review of all Group 2 offences in EL has generated a number of proactive enquiries and positive outcomes, which will be reported as part of the next Scrutiny report for Q3

Indicator 7 - Increase the detection rate for Sexual Offences (Group 2 Crime)

Force TYTD	Division TYTD	EL TYTD	EL LYTD	EL Change
77%	68.8%	50.8%	60.3%	Down 9.5%



Priority 2 - Reducing Anti-Social Behaviour

Indicator 8 - Reduce the number of Disorder incidents Target - Decrease from LYTD

Current situation

On target, with YTD disorder incidents of 1934.

Reasons

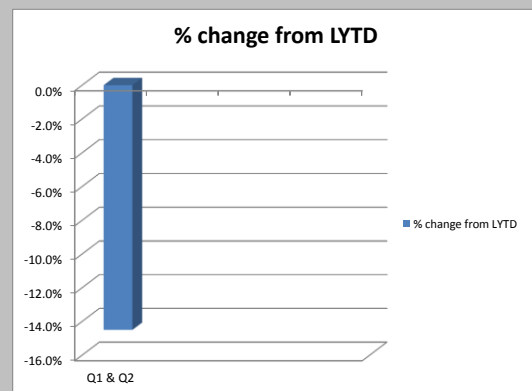
At the end of the reporting period there were 1934 incidents compared with 2262 for the same period last year. This is a significant reduction of 14.5%.

What are we doing

- The reduction of reported disorder continues to fall although there is no complacency that this will continue without a commitment to targeted visibility, reassurance patrolling and robust enforcement.
- The marked reduction in antisocial behaviour complaints made to Police Scotland is testament to the established partnership working arrangements that exist within East Lothian. Partners recognise that antisocial behaviour cannot be addressed by one agency alone; only a co-ordinated multi-agency response can effectively bring relief to individuals and communities affected by it.
- Weekend dispersal plans providing coordinated foot/ mobile patrols in town centres monitoring licensed premises

Indicator 8 - Reduce the number of Disorder incidents

Force TYTD	Division TYTD	EL TYTD	EL LYTD	EL Change
131618	10375	1934	2262	Down 14.5%



Priority 2 - Reducing Anti-Social Behaviour

Indicator 9 - Reduce the number of ASB incidents Target - Decrease from LYTD

Current situation

On target, with YTD ASB incidents of 2517.

Reasons

At the end of the reporting period there were 2517 ASB incidents compared with 2803 for the same period last year. This again is a marked reduction of 10.2%.

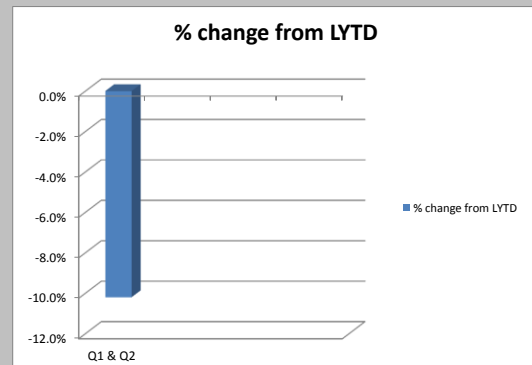
What are we doing

- The efforts to maintain this significant decrease in Antisocial Behaviour will continue and working with partners to ensure intelligence led patrols and preventative work is effective and efficient reassuring residents that they are safe to reside and visit East Lothian.

- Much of the work comes as a result of the multi agency ASB Team which works from Tranent and includes ASB officers, Housing, Police and Community Wardens co-located using a process which reviews all relevant incidents daily and a weekly Tasking and Co-ordinating Meetings which incorporates other resources such as Council CCTV, Fire Service and Youth Workers to proactively deploy intelligence led resources.

Indicator 9 - Reduce the number of ASB incidents

Force TYTD	Division TYTD	EL TYTD	EL LYTD	EL Change
170761	13692	2517	2803	Down 10.2%



Priority 2 - Reducing Anti-Social Behaviour

Indicator 10 - Reduce the number of Hate Incidents

Target - Decrease from LYTD

Current situation

On target, with YTD hate incidents having reduced to 23.

Reasons

Up to the 4th of October there were 23 incidents reported compared with 38 incidents for the same period last year. This again is a marked reduction of 39.5%.

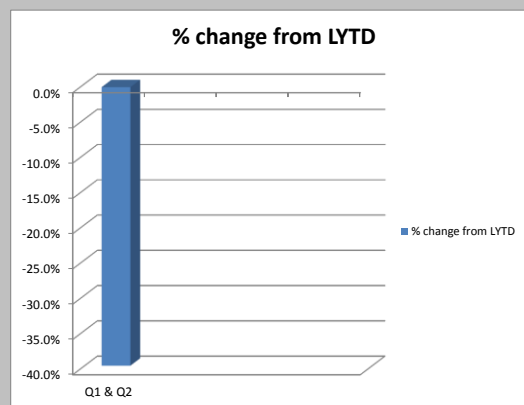
What are we doing

With over 300 Third Party Reporting Sites across the country, hate crime is a priority in East Lothian and across the whole of Scotland and the recent campaign seeks to reinforce the message that prejudice based on sexual orientation, transgender identity, disability, racial or religious lines will not be tolerated.

Also, through proactive multi agency engagement by our nominated officer in support of Diversity and Equality led activities, including planning for the first ever Pride March in East Lothian

Indicator 10 - Reduce the number of Hate Incidents YTD to week ending 4th October 2015

Force TYTD	Division TYTD	EL TYTD	EL LYTD	EL Change
3442	164.0	23	38	Down 39.5%



Priority 2 - Reducing Anti-Social Behaviour

Indicator 11 - Reduce the number of Hate Crimes Target - Decrease from LYTD

Current situation

On target, with YTD having reduced to 19 crimes.

Reasons

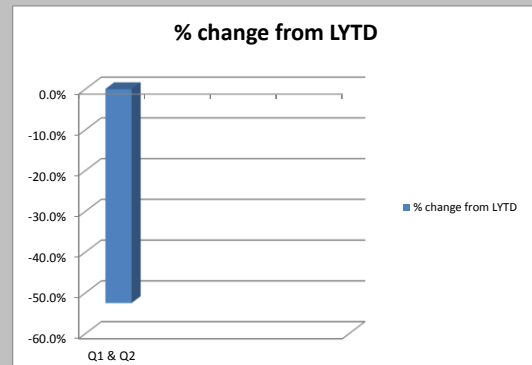
At the end of the reporting period there were 19 hate crimes recorded in East Lothian compared with 40 LYTD that is a reduction of 52.5%.

What are we doing

- A thorough and robust investigation process in place and monitored by Community Inspectors
- ASB Team review at daily TAC
- Agenda item on daily TTAC process providing governance

Indicator 11 - Reduce the number of Hate Crimes

Force TYTD	Division TYTD	EL TYTD	EL LYTD	EL Change
3593	212	19	40	Down 52.5%



Priority 2 - Reducing Anti-Social Behaviour

Indicator 12 - Increase the detection rate for Hate Crime Target - Increase from LYTD

Current situation

On target, with YTD having increased the detection rate to 90.9%.

Reasons

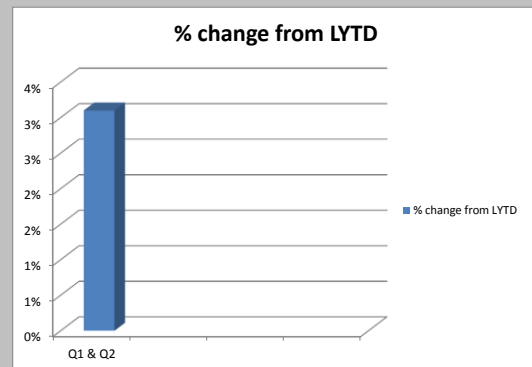
At the end of the reporting period there was a 90.9% detection rate for Hate Crime in East Lothian compared to LYTD detection rate of 87.8%.

What are we doing

- Robust investigation and review process
- Sharing intelligence and using it to target patrols and be visible in the right place, at the right time
- Daily review of iVPD Hate Crime referrals to capture any missed opportunities

Indicator 12 - Increase the detection rate for Hate Crime

Force TYTD	Division TYTD	EL TYTD	EL LYTD	EL Change
76.8%	77.1%	90.9%	87.8%	Up 3.1%



Priority 3 - Reducing Violence

Indicator 13 - Reduce the level of Group 1 Violent Crime Target - Decrease from LYTD

Current situation

Off target, with YTD Group 1 Violent Crime showing an increase of 1.

Reasons

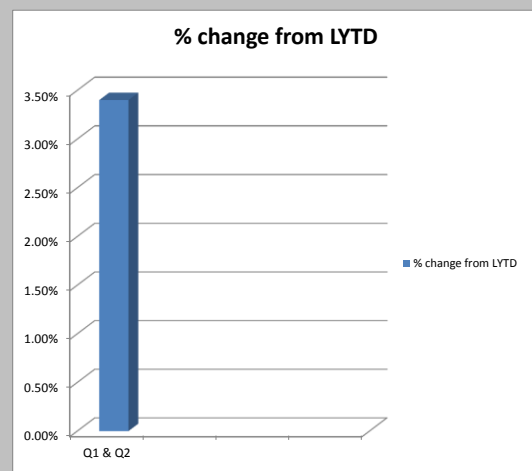
At the end of the reporting period there were 30 Group 1 crimes in East Lothian compared with 29 LYTD, this is a very slight increase in this crime type.

What are we doing

- Enhanced offender management processes
- Intelligence led targeting of known offenders, hot-spots and anti-social behaviour through proactive policing.
- High visibility patrols by local community and funded officers as directed by police divisional tasking process and also through multi-agency TACG process
- Multi-agency collaboration e.g. Partnership interventions (CCTV, ASB teams, Wardens, SPS and Housing Associations etc.)

Indicator 13 - Reduce the level of Group 1 Violent Crime

Force TYTD	Division TYTD	EL TYTD	EL LYTD	EL Change
3345	220	30	29	Up 3.4%



Priority 3 - Reducing Violence

Indicator 14 - Increase the number of positive Stop and Searches for Offensive Weapons Target - Increase from LYTD

Current situation

An enhanced version of the National Stop & Search Database commenced on 1 June 2015. The enhanced database brought significant changes in the process of data capture and the methodology for recording data items. No previous year to date figures are provided as it has been previously acknowledged this data is not 100% accurate, therefore comparisons will provide misleading results or invalid conclusions.

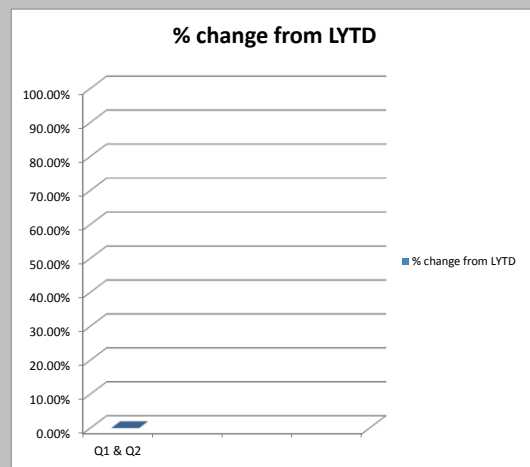
Management Information and data in respect of stop and search can be found on the Police Scotland website via <http://www.scotland.police.uk/about-us/police-scotland/stop-and-search-data-publication>

Reasons

What are we doing

Indicator 14 - Increase the number of positive Stop and Searches for Offensive Weapons

Force TYTD	Division TYTD	EL TYTD	EL LYTD	EL Change
8423	277	89	N/A	N/A



Due to a change in recording methods, Stop & Search data is no longer available for 2014/15 and data for 2015/16 can no longer be scrutinised at a local level to identify the type of search conducted. The above data refers to the total number of positive stop searches conducted across all search types.

Priority 4 - Tackling Substance Misuse

Indicator 15 - Increase the number of positive Stop and Searches for Controlled Drugs Target - Increase from LYTD

Current situation

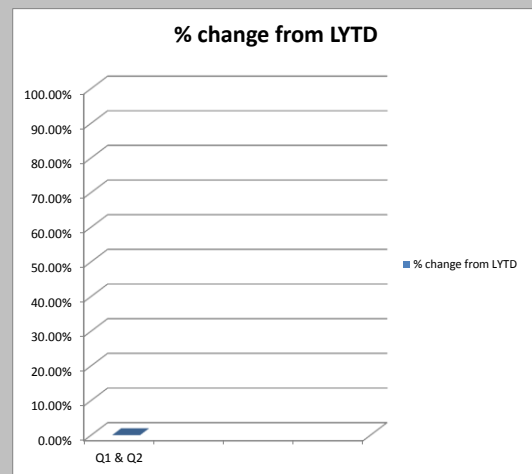
An enhanced version of the National Stop & Search Database commenced on 1 June 2015. The enhanced database brought significant changes in the process of data capture and the methodology for recording data items. No previous year to date figures are provided as it has been previously acknowledged this data is not 100% accurate, therefore comparisons will provide misleading results or invalid conclusions. Management Information and data in respect of stop and search can be found on the Police Scotland website via <http://www.scotland.police.uk/about-us/police-scotland/stop-and-search-data-publication>

Reasons

What are we doing

Indicator 15 - Increase the number of positive Stop and Searches for Controlled Drugs

Force TYTD	Division TYTD	EL TYTD	EL LYTD	EL Change
8423	277	89	N/A	N/A



Due to a change in recording methods, Stop & Search data is no longer available for 2014/15 and data for 2015/16 can no longer be scrutinised at a local level to identify the type of search conducted. The above data refers to the total number of positive stop searches conducted across all search types.

Priority 4 - Tackling Substance Misuse

Indicator 16 - Increase the number of on/off sales licensed premises visits Target - Increase from LYTD

Current situation

There has been a reduction in visits from 511 to 425 visits to licensed premises (including incidents).

Reasons

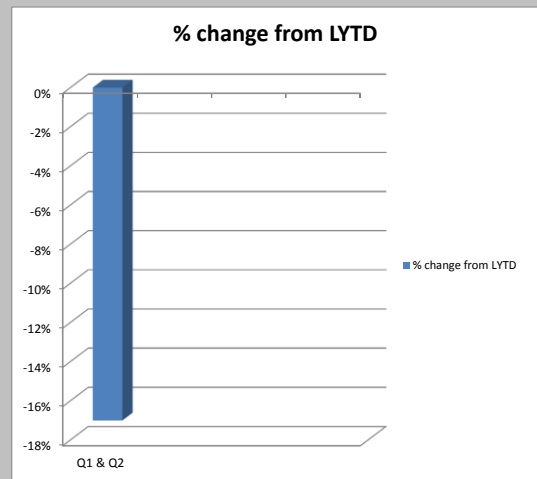
There is currently only 1 monitored premises within East Lothian and only 1 problematic premises. Incidents in licensed premises are down overall on the previous year and this has impacted upon figures.

What are we doing

There has been an uplift of 4 police staff to support our Divisional Licensing response and it is anticipated that through time there will be more opportunity for proactive visits to be carried out by the licensing department. Officers will continue to make regular visits to LP's as part of focussed patrols in support of various initiatives, such as Test Purchase Operations, CAV deployment details and Town Dispersal plans.

Indicator 16 - Increase the number of on/off sales licensed premises visits

Force TYTD	Division TYTD	EL TYTD	EL LYTD	EL Change
N/a	N/a	425	511	Down 17%



Priority 5 - Making Our Roads Safer

Indicator 17 - Reduce the number of people killed or seriously injured on our roads Target - Decrease from LYTD

Current situation

On target, YTD there has been a reduction to 17 people killed or seriously injured on our roads.

Reasons

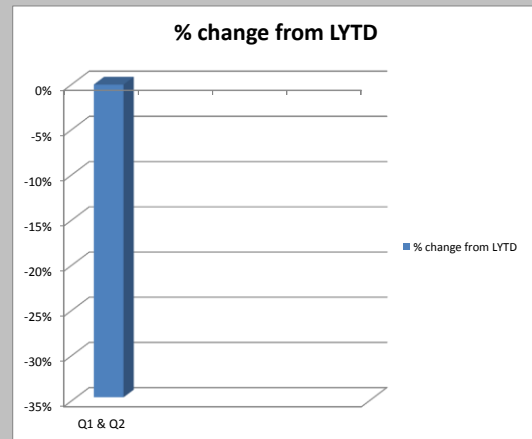
At the end of the reporting period there have been 2 people killed and 15 people seriously injured on roads in East Lothian this is a reduction from LYTD of 9 (34.6%).

What are we doing

- Local Officers and Roads Policing Officers targeting priority routes positively influencing driver behaviour. They have been paying particular attention to the A198/99 coastal routes (these have seen the most serious road collisions in recent years), engaging with car drivers and motorcyclists. Very often these road users are either warned or given advice in an effort to make them safer drivers and more aware of the potential hazards which exist.
- Preventative Activity including "2MRO's Driver" delivered to over 1250 6th Year Pupils and Vulnerable Road Users Campaign
- This year local officers and specialist Roads Policing Officers have been deployed to target speeding drivers in East Lothian hot spots. These have been identified through analysis/ community feedback of road collisions, in this way deploying resources at the right place at the right time.
- Increasing the number of officers trained in the use of handheld radar devices and undertaking enforcement activity aligned to hot-spot areas.
- Operation Kestrel, targeting speeding offences
- Local CPT led initiatives targeting areas around schools in East Lothian
- Vulnerable Road Users Campaign

Indicator 17 - Reduce the number of people killed or seriously injured on our roads

Force TYTD	Division TYTD	EL TYTD	EL LYTD	EL Change
850	112	17	26	Down 34.6%



Priority 5 - Making Our Roads Safer

Indicator 18 - Increase the number of people detected for Drink/Drug Driving offences Target - Increase on LYTD

Current situation

On target, YTD there has been an increase to 41 in the number of people detected for drink/ drug driving offences in East Lothian.

Reasons

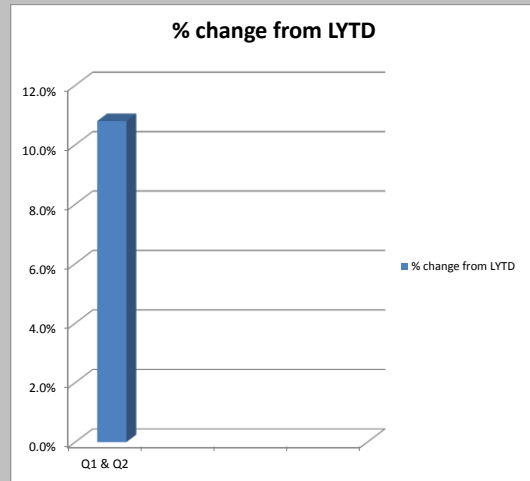
At the end of the reporting period there were 41 persons detected compared with LYTD of 37, this is an increase of 10.8%.

What are we doing

- Focussed Roads Police enforcement from both Divisional Roads Police Unit and Trunk Roads Police
- This activity is reflected in the drivers stopped for speeding and the net result of this was an increase in the number of drivers stopped and breathalysed.
- New lowered limit which came into Force last December (35ug-23ug) and expected increase in the number of drivers being stopped and found to be over the new limit.

Indicator 18 - Increase the number of people detected for Drink/Drug Driving offences

Force TYTD	Division TYTD	EL TYTD	EL LYTD	EL Change
N/a	205	41	37	Up 10.8%



Priority 5 - Making Our Roads Safer

Indicator 19 - Increase the number of people detected for Dangerous Driving offences Target - Increase on LYTD

Current situation

Off target, there has been a reduction in the number of people detected for dangerous driving offences to 11.

Reasons

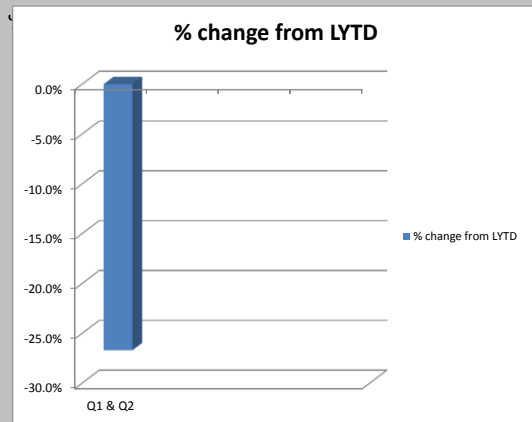
At the end of the reporting period there were 11 persons detected for dangerous driving offences this compared with LYTD of 15.

What are we doing

- We have had a decrease in detections for dangerous driving but the commitment to maintain road safety is on-going with all funded officer and the majority of community officers now trained in the use of hand-held radar devices, with additional equipment being purchased.
- There is also a continued strong representation at the East Lothian Partnership Road Safety Working Group.
- Reduction in drivers charged with dangerous driving also in line with reduction in KSI's where such offenders may have been charged with offences

Indicator 19 - Increase the number of people detected for Dangerous Driving offences

Force TYTD	Division TYTD	EL TYTD	EL LYTD	EL Change
N/a	78	11	15	Down -26.7%



Priority 6 - Tackling Serious Organised Crime

Indicator 20 - Increase the number of cash seizures and restraints through the Proceeds of Crime Act Target - Increase from LYTD

Current situation

There has been £150,334 seized in relation to Proceeds of Crime Act.

Reasons

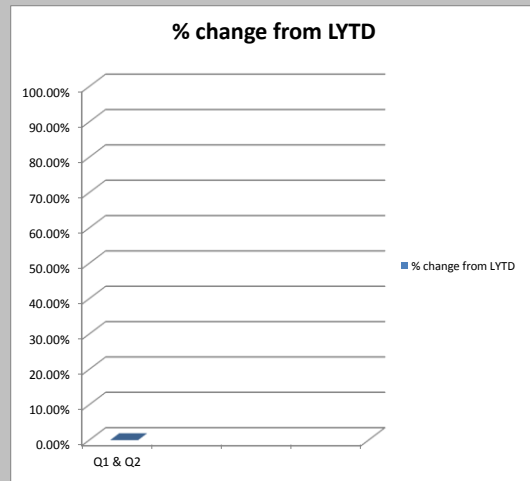
Continued focus on Tackling Serious and Organised Crime and utilising POCA legislation at every opportunity

What are we doing

- Priority targeting of drug supply network
- POCA legislation utilised in every instance
- Engagement with ELC to promote and support activity in of the multi agency SOCG group, which Kenny Black, ELC Safer Communities Team Leader now acting as SPOC.
- Providing support and sharing information with ELC regarding Procurement

Indicator 20 - Increase the number of cash seizures and restraints through the Proceeds of Crime Act

Force TYTD	Division TYTD	EL TYTD	EL LYTD	EL Change
N/a	N/a	£150,334	N/a	N/a



Priority 6 - Tackling Serious Organised Crime

Indicator 21 - Increase the number of people detected for Supplying Drugs Target - Increase from LYTD

Current situation

On target, there were 28 people detected for supplying drugs in East Lothian.

Reasons

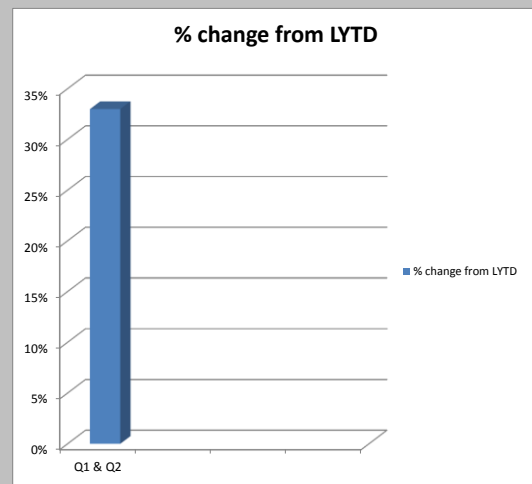
At the end of the reporting period there were 28 detections compared with 21 detection LYTD, this is a 33.3% increase in this area.

What are we doing

- Engage in intelligence led targeting of this anti-social behaviour activity as it has a significant negative impact.
- Intelligence discussed and allocated through divisional tasking process and also through multi-agency TACG process to improve effectiveness.
- Proactive use of media to communicate successful operations to ensure communities realise benefits of reporting information/intelligence
- Prioritization of cannabis cultivations to address safety implications to the public

Indicator 21 - Increase the number of people detected for Supplying Drugs

Force TYTD	Division TYTD	EL TYTD	EL LYTD	EL Change
2479	192	28	21	Up 33.3%



Complaints against the Police

Number of complaints		Number of Complaints per 10,000 Police Incidents		
	47		36.9	
	On duty	off duty	Quality of service allegations	Total Number of allegations
Total allegations recorded	54	0	16	70



4a

LOCAL PLAN PERFORMANCE REPORT FOR EAST LoTHIAN



SCOTTISH
FIRE AND RESCUE SERVICE
Working together for a safer Scotland

Quarter 1 Performance Report, 1st April, 2015– 30th June, 2015

**Working together
for a safer Scotland**



DISCLAIMER

The figures included in this report are provisional and subject to change as a result of quality assurance and review. The statistics quoted are internal management information published in the interests of transparency and openness.

The Scottish government publishes Official Statistics each year which allow for comparisons to be made over longer periods of time.

Please ensure any external partners in receipt of these reports are aware of this.

CONTENTS	PAGE
1 Introduction	3
2 Performance Summary	4
3 Progress on local fire & rescue plan priorities	
<i>Local Risk Management and Preparedness</i>	5
<i>All accidental dwelling fires</i>	7
<i>All accidental dwelling fire casualties (fatal & non-fatal (incl. p/c's))</i>	9
<i>All deliberate fires excl. dwellings</i>	11
<i>Special Service - RTCs</i>	13
<i>Special Service Casualties - All</i>	15
<i>False Alarm - UFAs</i>	17
4 Appendices	
5 Glossary	

Introduction

This performance report provides information on our prevention, protection and operational response activities within the East Lothian for Quarter 1 of 2015-16 (1st April – 30th June) including information on the year to date.

The Scottish Government provides an overarching vision for public services. This vision supported by 16 National Outcomes, which demonstrate commitment to creating a more successful country, with opportunities for all of Scotland to flourish, through increasing sustainable growth. The Scottish Fire and Rescue Service (SFRS) can make a significant contribution to improving these outcomes for East Lothian by contributing to the Community Planning arrangements across the area.

The national priorities for the SFRS are set out in the Fire and Rescue Framework for Scotland. The SFRS Strategic Plan 2013-2016 outlines how the SFRS will deliver against these priorities and the outcomes against which this delivery can be measured.

The priorities contained within the Local Fire and Rescue Plan for East Lothian 2014-2017 contribute towards the priorities within the East Lothian Plan - Single Outcome Agreement and the Community Safety Strategic Assessment 2012-15.

The aims of the local Fire & Rescue Service in East Lothian are to reduce fire deaths and to reduce injuries from fire and other emergencies in the community. We aim to achieve this by working in partnership, being pro-active and targeting our prevention and protection activities to where they are required, based on evidence.

The Local Fire and Rescue Plan for East Lothian 2014-2017 identifies the following five objectives as the main focus for service delivery locally:

- Priority 1. Reduction of Accidental Dwelling Fires,
- Priority 2. Reduction in Fire Casualties and Fatalities,
- Priority 3. Reduction of Deliberate Fire Setting,
- Priority 4. Reduction in Road Traffic Collisions,
- Priority 5. Reduction of Unwanted Fire Alarm Signals.

Area Manager Alasdair Perry
Local Senior Officer for East Lothian, Midlothian and the Scottish Borders.
alasdair.perry@firescotland.gov.uk

Performance Summary

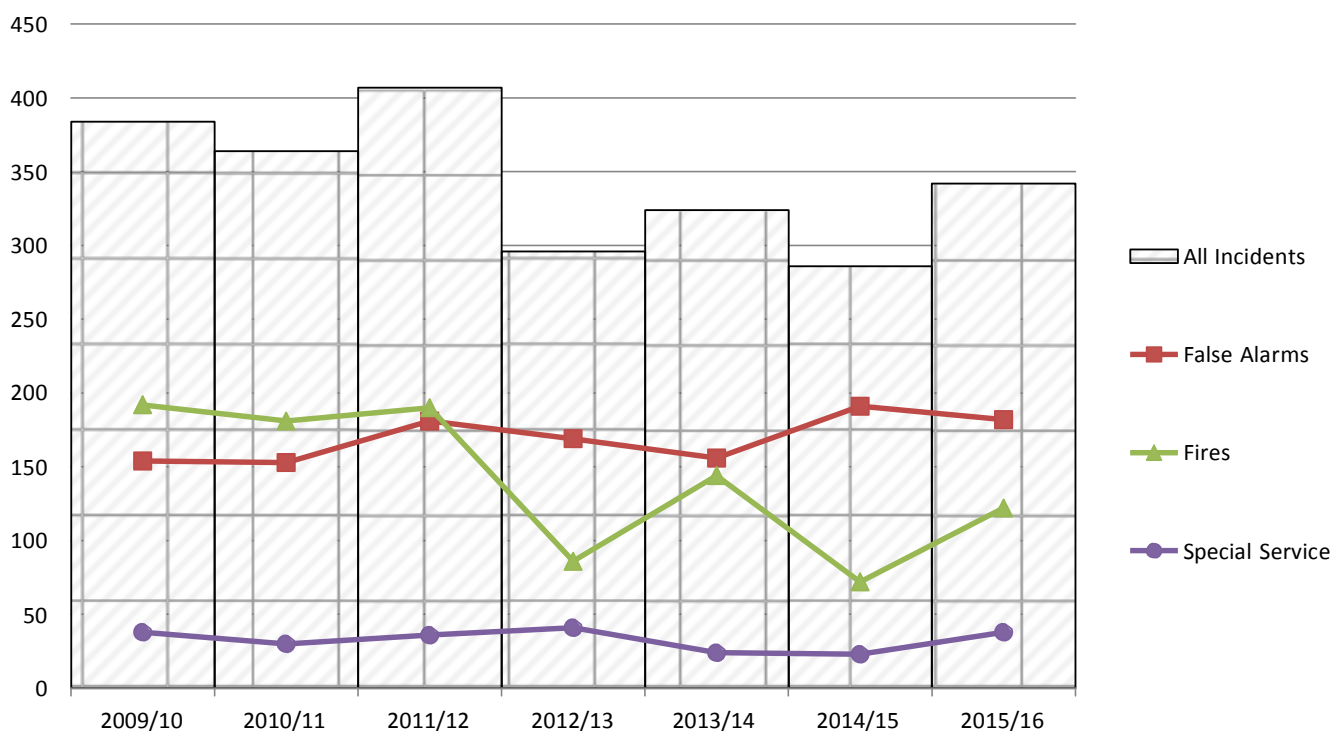
We measure how well we are meeting our priorities using 6 key indicators, depicted below

Key performance indicator	Apr to (& incl.) Jun					RAG rating
	2011/12	2012/13	2013/14	2014/15	2015/16	YTD
All accidental dwelling fires	32	24	16	17	20	◆
All accidental dwelling fire casualties (fatal & non-fatal)	7	3	4	2	0	●
All deliberate fires excl. dwellings	116	42	67	33	44	◆
Special Service - RTCs	12	10	9	6	13	◆
Special Service Casualties - All	19	12	4	6	12	◆
False Alarm - UFAs	100	89	102	107	106	●

RAG rating - KEY		
◆	RED DIAMOND	10% higher than the previous YTD period, or local target not achieved.
▲	YELLOW TRIANGLE	Up to 9% higher than the previous YTD period, or local target not achieved.
●	GREEN CIRCLE	Equal to or improved upon the previous equivalent quarter (or YTD period), or local target achieved.

Note
<p>Quarterly comparison RAG Rating = the reporting period compared to the average of the three previous quarterly reporting periods. Year to Date RAG Rating = the cumulative total of all quarterly performance in current year compared to cumulative total of all quarterly performance in previous year.</p>
Incident Overview
<p>During the reporting period, SFRS responded to 342 incidents in East Lothian, an increase of 56 incidents when compared to the same reporting period last year.</p>

The chart below illustrates incidents YTD attended within East Lothian council over the last 6 fiscal years



Progress on local fire & rescue plan priorities

Local Risk Management and Preparedness

The Service must identify, prioritise and plan to meet the risks in each local community.

We said we would:

- train our staff to deal with our local risks
- gather and analyse risk information
- work with partners to mitigate risks
- deal with major events

Train our staff to deal with our local risks

All of our operational staff undertake routine and risk specific skill acquisition and maintenance training.

Gather and analyse risk information

All of our operational staff gather and analyse local risk information and operational intelligence, used in our preparations to resolve incidents. We conduct Post Incident Debriefs to identify any lessons that can be learned from our preparedness and response to emergency events. We use Urgent Operational Intelligence Briefings to inform our operational staff of any safety critical information.

Work with partners to mitigate risks

We continue to be an active member of the East Local Resilience Partnership. We share information with local authority partners and other key stakeholders (e.g. Police Scotland) to ensure emergency event risks are mitigated.

Deal with major events

There were no major fire events or significant emergency events in this reporting period.

Reduction of 'All accidental dwelling fires'

Accidental dwelling fires can have devastating effects on our community. The SFRS is committed to keeping people safe in their homes. We share information with partners to make sure that the right people get the right information they need, particularly those who are vulnerable due to age, isolation or addiction. Reduction of Accidental Dwelling Fires contributes to the East Lothian Plan - Single Outcome Agreement.

Results

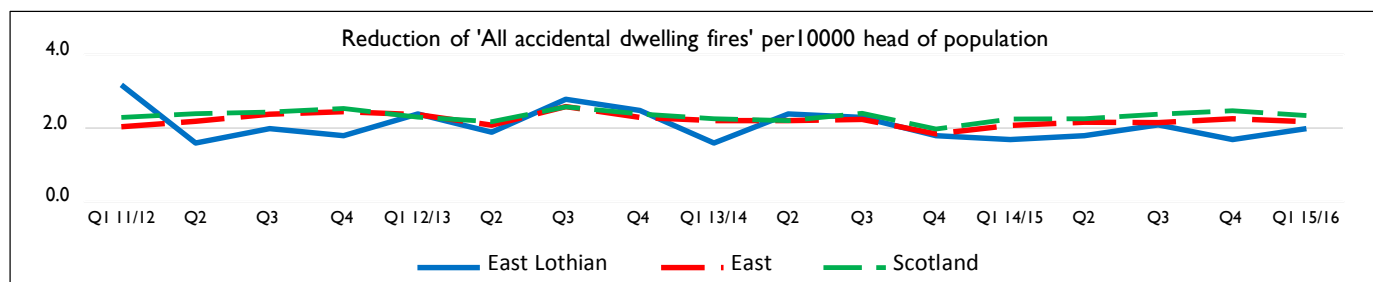
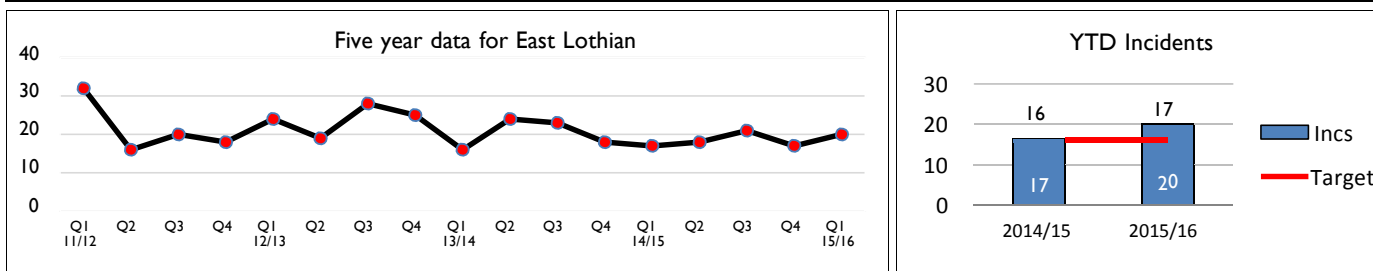
We aim to reduce Accidental Dwelling Fires in East Lothian by contributing towards the SFRS target of 10% reduction per year, over a three-year rolling period. During this quarter, we responded to 20 Accidental Dwelling Fires, which is an increase of three incidents from the same period last year. The long-term trend based upon incidents/10,000 population is slightly below that of both the Scottish and East Delivery Area trends.

Reasons

Of these 20 fires, they occurred mostly in single occupancy households and the main causes were cooking or smoking materials.

Actions

During this reporting period a total of 337 Home Fire Safety Visits were carried out and 151 smoke detectors were fitted within East Lothian. Of this total, 81 visits were carried out in premises deemed as being 'high risk'. A number of initiatives and events aimed at reducing accidental dwelling fires were conducted. We have introduced a 'Post Domestic Incident Response' policy, which provides a clear framework ensuring that engagement activity is completed in a structured and appropriate manner following incidents. This will contribute to ensuring further incidents are prevented. Appendix I provides further details on our prevention activities.



YTD ward ave. for East Lothian - 3	2011/12	2012/13	2013/14	2014/15	2015/16	Sparklines
East Lothian	32	24	16	17	20	
Musselburgh West	5	1	0	1	2	
Musselburgh East and Carberry	5	4	5	4	1	
Preston/Seton/Gosford	6	6	3	1	5	
Fa'side	4	4	3	2	2	
North Berwick Coastal	4	4	1	0	4	
Haddington and Lammermuir	4	1	3	4	3	
Dunbar and East Linton	4	4	1	5	3	

Reduction of 'All accidental dwelling fire casualties (fatal & non-fatal (incl. p/c's))'

Fire casualty and fatality rates provide an indication of the amount of serious, life-threatening injuries that occur due to fire. This can indicate not only the success of SFRS in reducing the number of life risk fires through community fire safety and similar activities, but also their success in response activity in saving lives.

Results

There were no reported Fire fatalities in the reporting period. We aim to reduce Fire Casualties in East Lothian each per year, which contributes towards the SFRS target of reducing Fire Casualties by 5% per year, over a three-year rolling period.

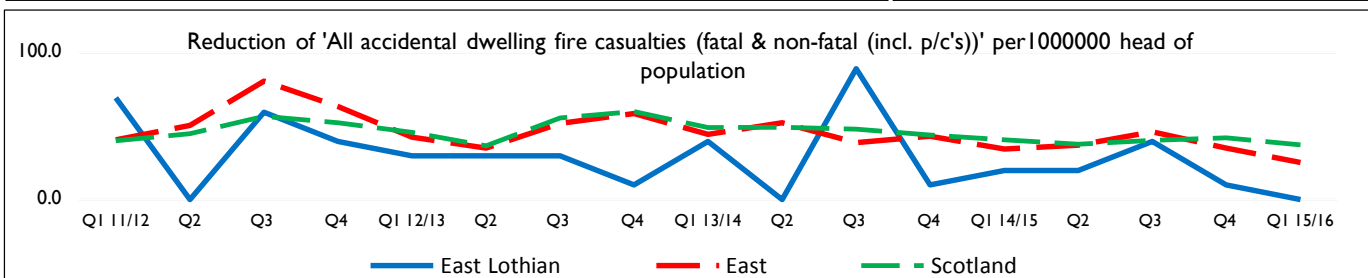
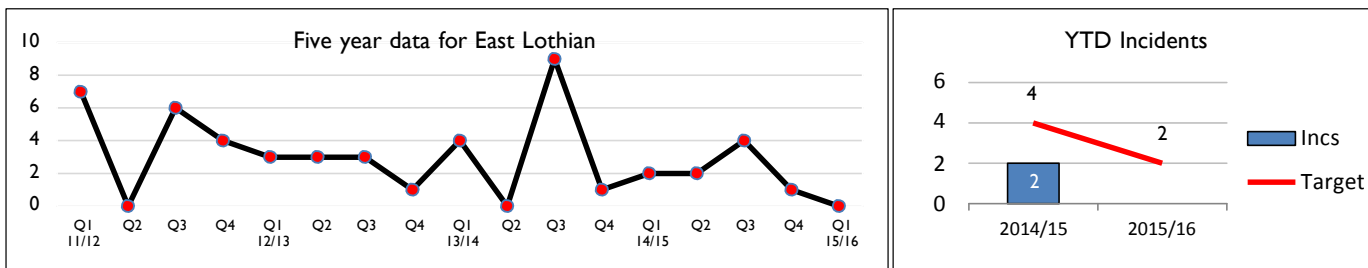
In this reporting period, SFRS dealt with no casualties due to a fire. This is a decrease of two from the same period last year and the least amount of casualties. The long-term trend based upon casualties/10,000 population shows East Lothian and is significantly below the Scottish and East delivery area average.

Reasons

Historically East Lothian has had low numbers of casualties from fires and it is pleasing that trend is continuing to reduce. Of the 20 houses involved in fire they all had a working smoke detector.

Actions

During this reporting period a total of 337 Home Fire Safety Visits were carried out and 151 smoke detectors were fitted within East Lothian. Of this total, 81 visits were carried out in premises deemed as being 'high risk'. A number of initiatives and events aimed at reducing accidental dwelling fires were conducted. We have introduced a 'Post Domestic Incident Response' policy, which provides a clear framework ensuring that engagement activity is completed in a structured and appropriate manner following incidents. This will contribute to ensuring further incidents are prevented. Appendix I provides further details on our prevention activities.



YTD ward ave. for East Lothian - 0	2011/12	2012/13	2013/14	2014/15	2015/16	Sparklines
East Lothian	7	3	4	2	0	
Musselburgh West	1	0	0	0	0	
Musselburgh East and Carberry	3	0	1	0	0	
Preston/Seton/Gosford	0	1	2	0	0	
Fa'side	1	2	0	0	0	
North Berwick Coastal	0	0	0	0	0	
Haddington and Lammermuir	1	0	1	1	0	
Dunbar and East Linton	1	0	0	1	0	

Reduction of 'All deliberate fires excl. dwellings'

Although deliberate fire setting is not a significant problem for the SFRS in East Lothian there is a close link between deliberate secondary fires and other forms of anti-social behaviour. In the main, deliberate fires are secondary fires categorised into refuse/bins, grassland or derelict buildings incidents. Reduction of Deliberate Fire Setting contributes to the East Lothian Plan Single Outcome Agreement.

Results

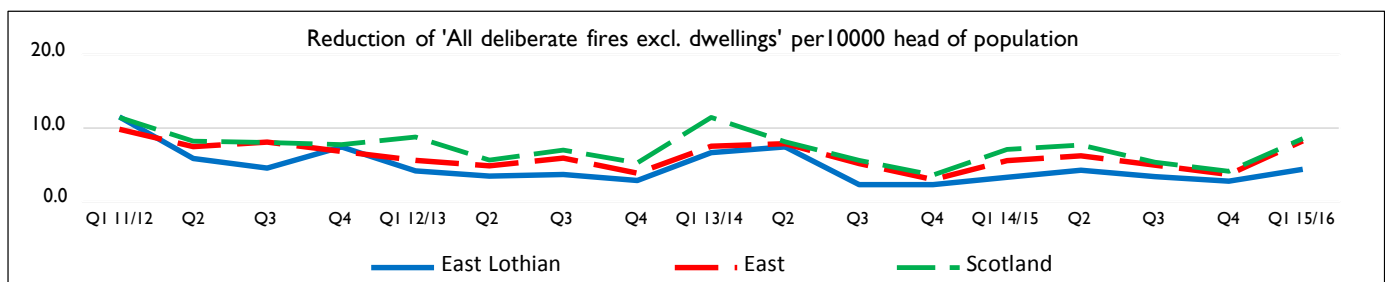
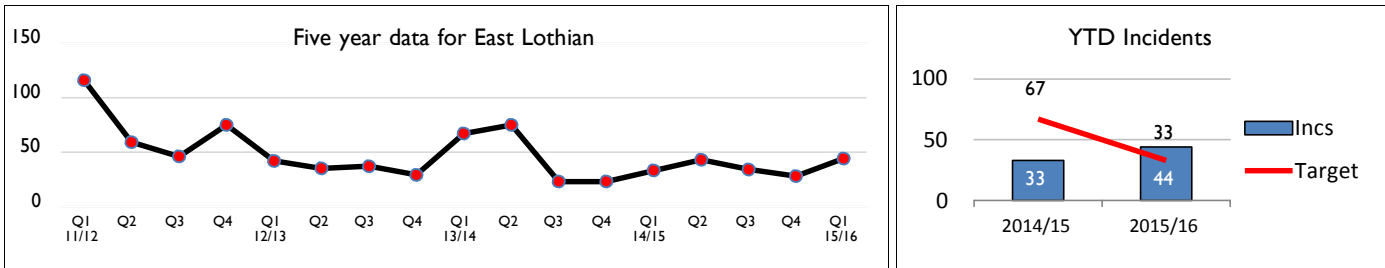
There were 44 deliberate fires during this reporting period, an increase of 11 on the same period as last year. The wards most likely to suffer from this type of fire are Musselburgh, Preston/Seton/Gosford and Fa'side. The long-term trend based upon Deliberate Fire Setting /10,000 population shows East Lothian below the Scottish and East delivery area average.

Reasons

Nearly 85% of the incidents attended during this reporting period were 'deliberate secondary fires' and of these 15% involved refuse/bins as the fuel, nearly 70% involved vegetation or scrubland/gorse.

Actions

We continue to focus our attention to the areas where this is an issue in terms of communication and education. We are an active member of the Tasking and Coordinating Group and work closely with partners to keep the community safe and reduce the impact of such incidents.



YTD ward ave. for East Lothian - 6	2011/12	2012/13	2013/14	2014/15	2015/16	Sparklines
East Lothian	116	42	67	33	44	
Musselburgh West	15	9	15	8	2	
Musselburgh East and Carberry	48	9	22	5	12	
Preston/Seton/Gosford	17	10	13	9	10	
Fa'side	15	8	13	8	9	
North Berwick Coastal	3	1	0	1	0	
Haddington and Lammermuir	12	1	2	1	4	
Dunbar and East Linton	6	4	2	1	7	

Reduction of 'Special Service - RTCs'

Whilst much of this risk is out with the control of SFRS alone, responding to Non-Fire Emergencies such as Road Traffic Collisions is a key part of our intervention activities. The SFRS is committed to working with partners and other stakeholders to drive continuous improvement in this area. Reduction of Casualties from Non-Fire Emergencies contributes to the East Lothian Plan Single Outcome Agreement, number of people killed or seriously injured in road accidents.

Results

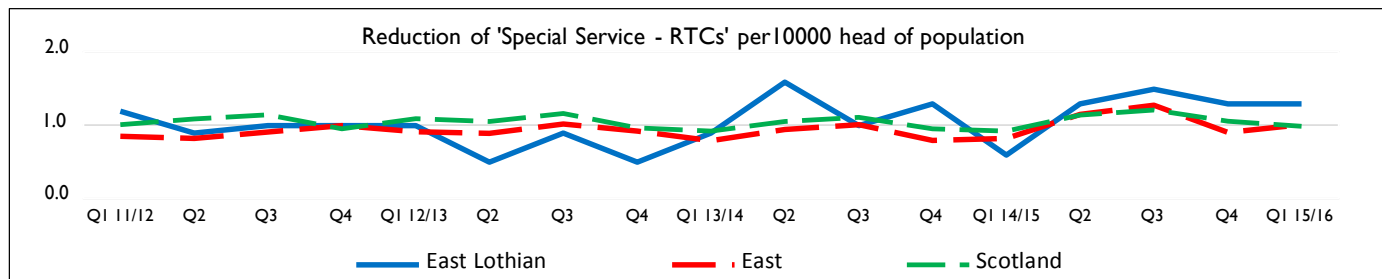
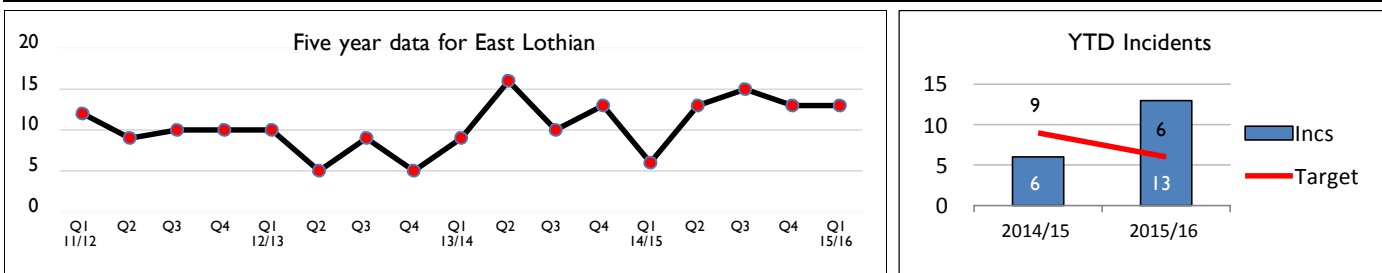
We attended 13 Road Traffic Collisions during this period; this is an increase of 7 on the same period last year. Per 10,000 head of population East Lothian is above the Scottish and East delivery area trend and the quarter 1 figure is the highest in the last 5 years.

Reasons

The SFRS only attend those RTC's they are requested to attend this number does not reflect the total number within East Lothian.

Actions

The SFRS is a member of a multi-agency approach to reducing Road Traffic Collision's and the associated casualties and fatalities. The continued delivery of Tomorrow's Driver programme targeting young people is an excellent partnership approach to reducing road traffic collisions.



YTD ward ave. for East Lothian - 2	2011/12	2012/13	2013/14	2014/15	2015/16	Sparklines
East Lothian	12	10	9	6	13	
Musselburgh West	2	2	0	1	5	
Musselburgh East and Carberry	2	2	1	0	1	
Preston/Seton/Gosford	1	2	3	2	2	
Fa'side	3	1	0	1	2	
North Berwick Coastal	2	1	1	1	1	
Haddington and Lammermuir	1	1	1	1	0	
Dunbar and East Linton	1	1	3	0	2	

Reduction of 'Special Service Casualties - All'

Whilst much of this risk is out with the control of SFRS alone, responding to Non-Fire Emergencies is a key part of our intervention activities. The SFRS is committed to working with partners and other stakeholders to drive continuous improvement in this area. Reduction of Casualties from Non-Fire Emergencies contributes to the East Lothian Plan Single Outcome Agreement.

Results

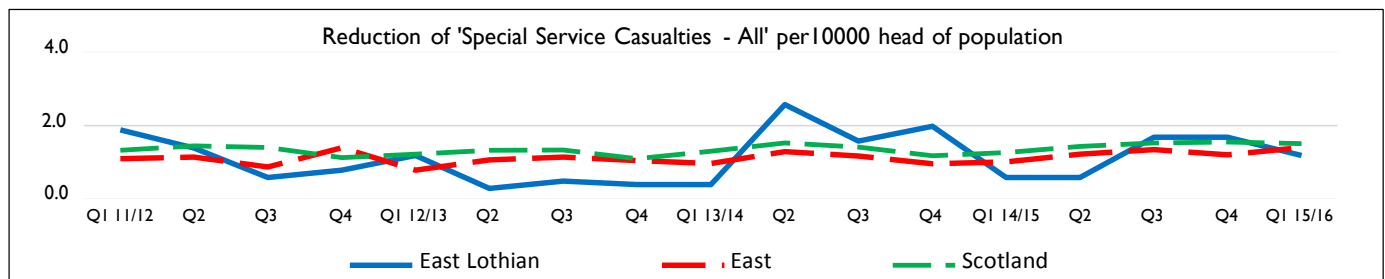
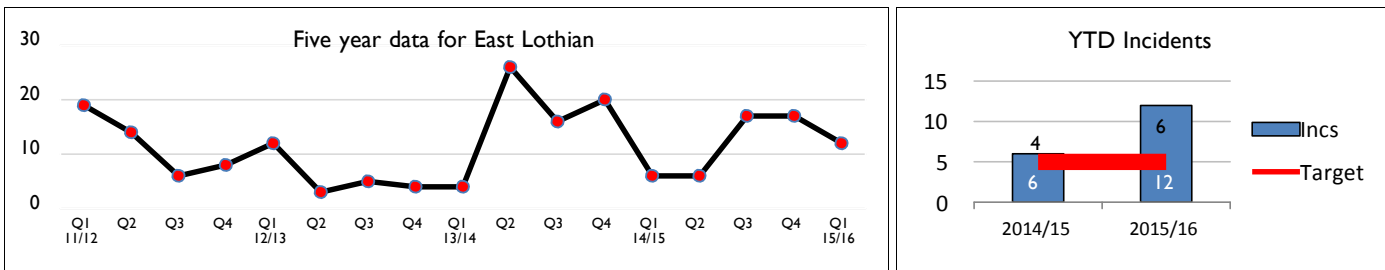
We attended to 12 casualties from non-fire emergencies in East Lothian one of which was a fatal road accident. This is an increase of 6 casualties when compared to last year. Of this number, 5 related to assisting the ambulance service or people who had fallen. The trend per 10,000 head of population is slightly below the average of the Scottish and East service delivery areas.

Reasons

The increase is mainly due to the increase in road traffic collisions and SFRS assisting with medical emergencies as co or first responders. This number may continue to increase as we attend more first responder incidents.

Actions

The SFRS is a member of a multi-agency approach to reducing Road Traffic Collision's and the associated casualties and fatalities. The continued delivery of Tomorrow's Driver programme targeting young people is an excellent partnership approach to reducing road traffic collisions. We will also continue to respond to the communities needs in terms of other non-fire emergencies.



YTD ward ave. for East Lothian - 2	2011/12	2012/13	2013/14	2014/15	2015/16	Sparklines
East Lothian	19	12	4	6	12	
Musselburgh West	1	2	0	1	3	
Musselburgh East and Carberry	3	3	1	0	1	
Preston/Seton/Gosford	2	2	0	1	4	
Fa'side	3	1	0	0	1	
North Berwick Coastal	8	2	0	1	1	
Haddington and Lammermuir	0	1	1	2	0	
Dunbar and East Linton	2	1	2	1	2	

Reduction of 'False Alarm - UFAs'

Unwanted Fire Alarm Signals (UFAS) are defined as incidents where an automated fire alarm system activates and results in the mobilisation of SFRS resources, when the reason for that alarm turns out to be connected with faulty or defective alarm equipment. The SFRS is committed to working with partners and other stakeholders to reduce Unwanted Fire Alarm Signals.

Results

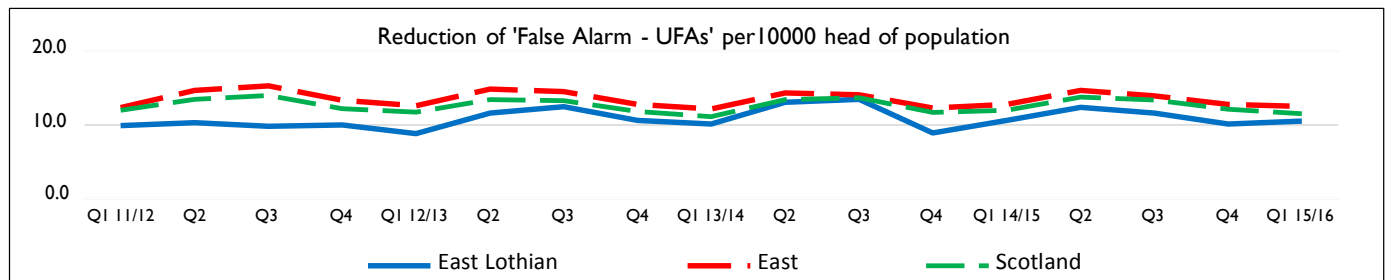
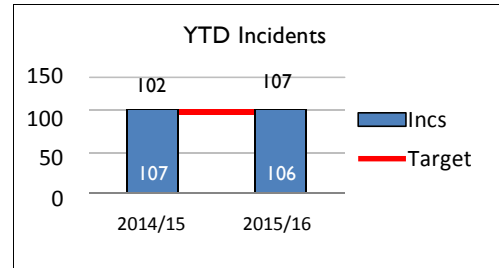
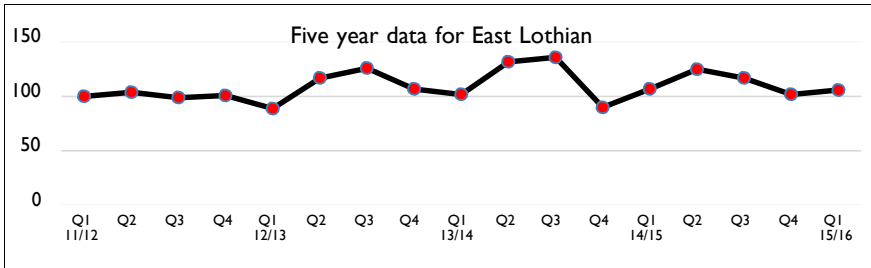
SFRS attended 106 UFAS incidents during this reporting period, which is a decrease of 1 for the same period last year. East Lothian trend line is slightly below that of Scotland and the East delivery area.

Reasons

We attended 106 UFAS incidents in total during this reporting period, 88% were unwanted and caused by failure within the fire alarm system. The rest were a combination of good intent calls and two, which actually alerted us to the presence of a fire.

Actions

We continue to monitor UFAS calls and our Fire Safety Enforcement Officers work closely with premises to reduce further UFAS incidents. This includes discussing technological, procedural and management solutions in order to prevent future UFAS incidents.



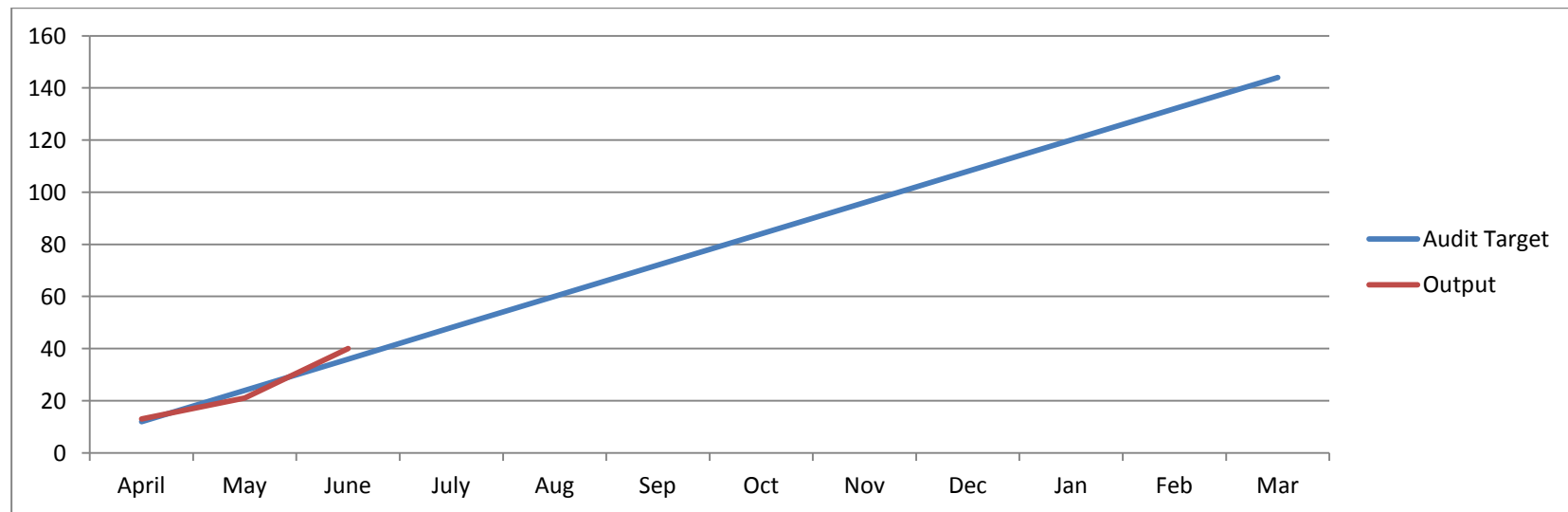
YTD ward ave. for East Lothian - 15	2011/12	2012/13	2013/14	2014/15	2015/16	Sparklines
East Lothian	100	89	102	107	106	
Musselburgh West	16	13	19	15	18	
Musselburgh East and Carberry	21	19	15	19	15	
Preston/Seton/Gosford	11	4	8	19	11	
Fa'side	9	10	15	10	20	
North Berwick Coastal	16	15	20	9	21	
Haddington and Lammermuir	16	24	14	22	12	
Dunbar and East Linton	11	4	11	13	9	

Q1 East Lothian Prevention & Protection Activities – Appendix 1

Fire Safety Enforcement Audits

The figures represent the audit workloads delivered by the East Lothian Fire Safety Enforcement Officer (FSEO). Following the Scottish Fire and Rescue Service (SFRS) Enforcement Framework, local deployment ensures compliance for relevant premises in terms of the Fire Scotland Act (2005) and associated Fire Safety Regulations. This quarter has seen targets exceeded following a strong performance in June.

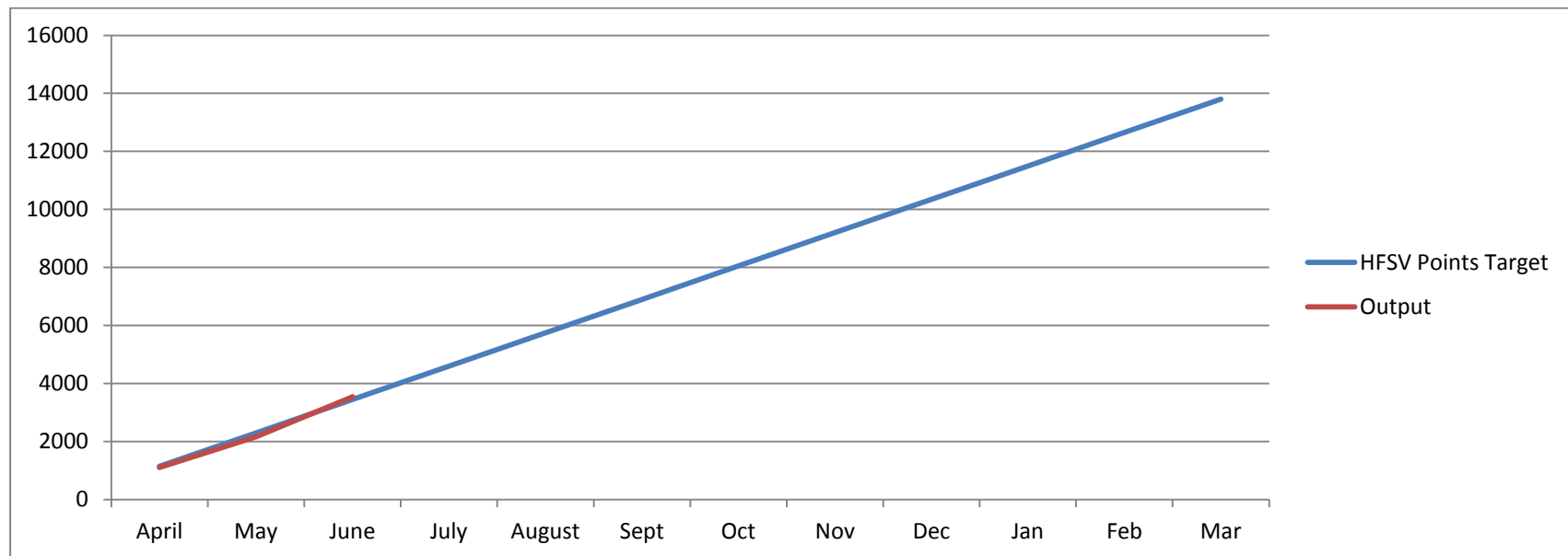
	Apr	May	Jun	Jul	Aug	Sept	Oct	Nov	Dec	Jan	Feb	Mar	Total
Target:	12	24	36	48	60	72	84	96	108	120	132	144	144
Completed:	13	21	40										



Home Fire Safety Visits

The delivery of Home Fire Safety Visits (HFSVs) is the corner stone of the SFRS Community Safety Engagement Framework. By visiting households and providing fire safety advice and smoke alarms the numbers of dwelling fires and casualties will be reduced. To target the highest risk households across East Lothian, a points allocation based on risk and associated target has been set (24 points per high, 8 per medium, 4 per low risk visit). This will ensure valuable resources are put to use with greatest effect. This quarter has seen us maintain our points total ahead of target following a strong performance in June which included our “week of action”.

	Apr	May	Jun	Jul	Aug	Sept	Oct	Nov	Dec	Jan	Feb	Mar	Total
Target	1150	2300	3450	4600	5750	6900	8050	9200	10350	11500	12650	13800	13800
Completed	1108	2164	3548										



Total Number Of Home Fire Safety Visits By Risk Category

	Apr	May	Jun	Jul	Aug	Sept	Oct	Nov	Dec	Jan	Feb	Mar
High	25	27	29									
Medium	51	41	70									
Low	21	28	45									

Total Number Of Smoke Detectors Fitted By Risk Category

	Apr	May	Jun	Jul	Aug	Sept	Oct	Nov	Dec	Jan	Feb	Mar
High	15	16	13									
Medium	31	18	30									
Low	10	7	12									

Community Safety Engagement

ACTIVITY	EAST LoTHIAN
Enhanced Home Safety Visits (No. of households/occupiers visited)	3
Visits to Schools	6
Nursery Visits	2
Youth Programmes (Cooldown Crew - No. of Programmes)	0
Youth Programmes (Cooldown Crew - No. of youths attending)	0
Road Safety Education (No. of Programmes)	1
Road Safety Education (number of pupils)	14
Firesetters Intervention Programme (No. of sessions with youths)*	0
Community Safety Talks / Attendance at Community Events**	28
Risk Factory (number of visiting schools from East Lothian)	12
Risk Factory (number of visiting pupils from East Lothian)	449
Fire Safety Inspections (CGA) in Tenement Stairs	0

Definitions

*A one to one counselling session with a young person to discuss the consequences of being involved in wilful fire raising.

**Comprises non-school events including: appliance visits to community groups (fetes, galas etc.); group visits to fire stations; specific campaigns (Stair Aware, Cooking Safety, etc.); and Community Fire-fighter talks/stall events.

Partnership Working

In April, Mid and East Lothian Community Action Team (CAT) members attended a Public Protection event held at Brunton Hall in Musselburgh, to formally launch an integrated approach to Public Protection across East Lothian and Midlothian. The new East Lothian and Midlothian Public Protection Committee brought together Child Protection, Adult Support and Protection, Violence Against Women and Girls and Offender Management. Speakers included key leaders in Public Protection across partnership agencies, and the event also included an issue based performance from Geese Theatre Company. The event also offered the opportunity to engage with local partner agencies to discuss the various issues that this event was highlighting with regard to public protection within East Lothian, and how to learn and share from this opportunity.

On 22 April members from the Mid and East Lothian CAT attended, along with Group Manager Dean Mack, the launch of the S.M.I.L.E Project (Support to Maintain Independent Living). There were opening remarks from Colin Beattie MSP along with other speakers from different partner agencies about the issue of domestic violence, especially against women, and how these issues were being addressed by the various agencies. Off the back of the launch of this project the SFRS received requests for HFSV to be carried out.

On the 14 May a Fatal Fire Case Conference was undertaken in Haddington Fire Station. This Case Conference invited partner agencies to attend the conference to look at the various aspects surrounding this particular fatal fire, which had happened within East Lothian. The Scottish Fire and Rescue Service (SFRS) recognises through community engagement and working in partnership with agencies from the public, private and voluntary sectors, personnel can more readily identify the needs of those most at risk from fire, enabling earlier and more effective risk reduction interventions to be put in place.

This type of case conference fully endorses the principles of a joined up approach to Community Safety as referenced within the overriding principles of the Scotland Together and Christie Commission reports. In total 7 partner agencies from across East Lothian attended this SFRS led case Conference.

On Friday 26 June, Local Authority Liaison Officer (LALO) Scott Mitchell and Community Firefighter (CFF) David Norris attended a multi-agency Older People's Joint Inspection – Staff Engagement Workshop at Brunton Hall. The purpose of this workshop was to:-

- Help partnership staff learn more about Health & Social Care;
- To hear about the Inspection of Older People Services in East Lothian;
- To provide partnership staff with the opportunity to contribute to the Partnerships' self-evaluation of health and social work services for older people in East Lothian

- To bring staff together so they can find out more about their respective areas of work

As a result of this workshop, several partner agencies have contacted SFRS to become referring partner agencies and to use Community Safety Engagement Tool (CSET) which is an online referral tool for partner agencies to use, as a means for referring vulnerable members of our communities a Home Fire Safety Visit

A Road Traffic Collision session was delivered to 14 youths regarding the consequences of bad driving. This session was to raise the awareness of the youth's actions if they undertook irresponsible driving behind the wheel of a vehicle. It delivered a firm message to the youth's regarding the impact of such actions upon their families, the local communities and also to the Emergency Services. A Road Traffic Collision vehicle demonstration was also delivered to these youths at Musselburgh Fire station, to further emphasise to these young people about the importance of responsible driving.

Several Partner Agencies have been contacted with regard to accessing CSET. The agencies can access this online portal which allows practitioners from these agencies to make referrals for members of the community that they may be assisting, or caring for, and who may benefit from a HFSV. Legion Scotland, formerly the British Legion, has over 400,000 retired members throughout Scotland, whom were serving members of the Armed Forces, with a significant number of these members being lone occupants. Through 160 befrienders assigned to Legion Scotland who assist and deal with a large number of these members. It is hoped that the befrienders can refer a member via CSET, if a HFSV if required. Training for CSET and an awareness of Fire Safety in the Home was delivered to 9 area co-ordinators from Legion Scotland so that this information can be disseminated to the befrienders.

The SFRS has engaged with the Practice Managers for the Medical Practices / Surgeries throughout East Lothian to explain CSET and the benefits of CSET with the emphasis on risk reduction to members of the public within the East Lothian Communities. The majority of these Practice Managers have been fully supportive of CSET and have become a Partner Agency which will allow them to make online referrals. An initiative is underway to provide a link from the homepage of the Medical Practices to CSET on the SFRS webpage.

Other agencies who have been contacted regarding CSET with a view to them referring vulnerable people within their communities are:

- STRiVE
- CarerScotland
- The Defence Medical Welfare Services
- Mid and East Lothian Drug and Alcohol Partnership

The development of CSET with partner agencies will be an on-going focus of work for the SFRS within East Lothian, as a means of referring vulnerable members of the community for a HFSV.

Fire Safety in the Home training is being organised to be delivered to various partner agencies who provide service providers, who deal directly with vulnerable members of our communities. This training is offered free of charge and as an add-on to CSET and is to help service providers recognise potential fire risks within the homes of these vulnerable people, with the emphasis being placed on risk reduction. The agencies who will be receiving / have received training are:-

- Legion Scotland Area Coordinators,
- Social Carers; Local Authority and independent companies,
- Royal Voluntary Society,

As mentioned in the previous Scrutiny Report, a Lone Occupancy Initiative which identified over 15,000 lone occupants within the 7 Wards across East Lothian was being delivered by SFRS personnel within East Lothian. The delivery of this initiative is well underway and personnel have started accessing this database to help focus their priority in terms of reducing the risk of fire to the most vulnerable members of our communities.

During the SFRS week of action campaign, the SFRS in conjunction with East Lothian Council, published an advertisement on the East Lothian Council website to raise the awareness of the risks that may cause a fire within the home, and in particular to vulnerable members of the communities within East Lothian. It gave information on how a Home Fire Safety Visit can be arranged.

The SFRS were invited to attend the East Coast FM Studios in Haddington, to deliver to listeners of the programme, information on fire safety in the home. It highlighted to listeners the various methods on how to arrange a Home Fire Safety Visit and the actions that they can expect when Firefighters attend their home to undertake a Home Fire safety Visit. Advice was also given regarding safety when having a BBQ and also when people are staying in Hotels, Guest Houses, Youth Hostels and how a short walk around these types of premises to familiarise themselves can assist them greatly in the event that they need to evacuate the premises in the event of fire.



4b

LOCAL PLAN PERFORMANCE REPORT FOR EAST LoTHIAN



SCOTTISH
FIRE AND RESCUE SERVICE
Working together for a safer Scotland

Quarter 2 Performance Report, 1st July– 30th September, 2015

**Working together
for a safer Scotland**



DISCLAIMER

The figures included in this report are provisional and subject to change as a result of quality assurance and review. The statistics quoted are internal management information published in the interests of transparency and openness.

The Scottish government publishes Official Statistics each year which allow for comparisons to be made over longer periods of time.

Please ensure any external partners in receipt of these reports are aware of this.

CONTENTS	PAGE
1 Introduction	3
2 Performance Summary	4
3 Progress on local fire & rescue plan priorities	
<i>Local Risk Management and Preparedness</i>	5
<i>All accidental dwelling fires</i>	7
<i>All fire casualties (fatal & non-fatal (incl. p/c's))</i>	9
<i>All deliberate fires excl. dwellings</i>	11
<i>Special Service - RTCs</i>	13
<i>Special Service Casualties - All</i>	15
<i>False Alarm - UFAs</i>	17
4 Appendices	
5 Glossary	

Introduction

This performance report provides information on our prevention, protection and operational response activities within the East Lothian for Quarter 2 of 2015-16 (1st July – 30th September) including information on the year to date.

The Scottish Government provides an overarching vision for public services. This vision supported by 16 National Outcomes, which demonstrate commitment to creating a more successful country, with opportunities for all of Scotland to flourish, through increasing sustainable growth. The Scottish Fire and Rescue Service (SFRS) can make a significant contribution to improving these outcomes for East Lothian by contributing to the Community Planning arrangements across the area.

The national priorities for the SFRS are set out in the Fire and Rescue Framework for Scotland. The SFRS Strategic Plan 2013-2016 outlines how the SFRS will deliver against these priorities and the outcomes against which this delivery can be measured.

The priorities contained within the Local Fire and Rescue Plan for East Lothian 2014-2017 contribute towards the priorities within the East Lothian Plan - Single Outcome Agreement and the Community Safety Strategic Assessment 2012-15.

The aims of the local Fire & Rescue Service in East Lothian are to reduce fire deaths and to reduce injuries from fire and other emergencies in the community. We aim to achieve this by working in partnership, being pro-active and targeting our prevention and protection activities to where they are required, based on evidence.

The Local Fire and Rescue Plan for East Lothian 2014-2017 identifies the following five objectives as the main focus for service delivery locally:

- Priority 1. Reduction of Accidental Dwelling Fires,
- Priority 2. Reduction in Fire Casualties and Fatalities,
- Priority 3. Reduction of Deliberate Fire Setting,
- Priority 4. Reduction in Road Traffic Collisions,
- Priority 5. Reduction of Unwanted Fire Alarm Signals.

Area Manager Alasdair Perry

Local Senior Officer for East Lothian, Midlothian and the Scottish Borders.

alsadair.perry@firescotland.gov.uk

Performance Summary

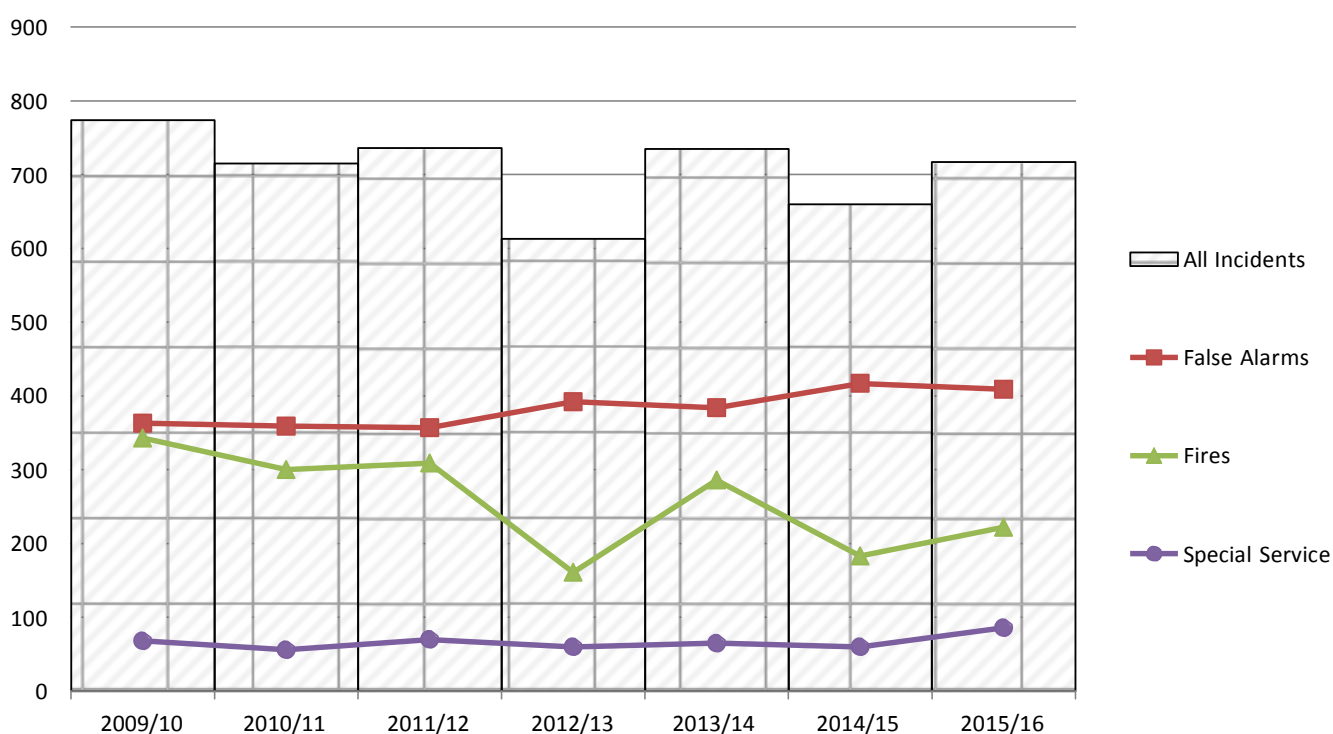
We measure how well we are meeting our priorities using 6 key indicators, depicted below

Key performance indicator	Apr to (& incl.) Sep					RAG rating
	2011/12	2012/13	2013/14	2014/15	2015/16	YTD
All accidental dwelling fires	48	43	40	35	41	◆
All fire casualties (fatal & non-fatal (incl. p/c's))	9	11	5	7	3	●
All deliberate fires excl. dwellings	175	77	142	76	102	◆
Special Service - RTCs	21	15	25	19	24	◆
Special Service Casualties - All	33	15	30	12	29	◆
False Alarm - UFAs	204	206	234	232	237	▲

RAG rating - KEY		
◆	RED DIAMOND	10% higher than the previous YTD period, or local target not achieved.
▲	YELLOW TRIANGLE	Up to 9% higher than the previous YTD period, or local target not achieved.
●	GREEN CIRCLE	Equal to or improved upon the previous equivalent quarter (or YTD period), or local target achieved.

Note
<p>Quarterly comparison RAG Rating = the reporting period compared to the average of the three previous quarterly reporting periods. Year to Date RAG Rating = the cumulative total of all quarterly performance in current year compared to cumulative total of all quarterly performance in previous year.</p>
Incident Overview
<p>During this reporting period, SFRS responded to 436 incidents in East Lothian, an increase of 55 incidents when compared to the same reporting period last year.</p>

The chart below illustrates incidents YTD attended within East Lothian council over the last 6 fiscal years



Progress on local fire & rescue plan priorities

Local Risk Management and Preparedness

The Service must identify, prioritise and plan to meet the risks in each local community.

We said we would:

- train our staff to deal with our local risks
- gather and analyse risk information
- work with partners to mitigate risks
- deal with major events

Train our staff to deal with our local risks

All of our operational staff undertake routine and risk specific skill acquisition and maintenance training.

Gather and analyse risk information

All of our operational staff gather and analyse local risk information and operational intelligence, used in our preparations to resolve incidents. We conduct Post Incident Debriefs to identify any lessons that can be learned from our preparedness and response to emergency events. We use Urgent Operational Intelligence Briefings to inform our operational staff of any safety critical information.

Work with partners to mitigate risks

We continue to be an active member of the East Local Resilience Partnership. We share information with local authority partners and other key stakeholders (e.g. Police Scotland) to ensure emergency event risks are mitigated.

Deal with major events

There were no major fire events or significant emergency events in this reporting period.

Reduction of 'All accidental dwelling fires'

Accidental dwelling fires can have devastating effects on our community. The SFRS is committed to keeping people safe in their homes. We share information with partners to make sure that the right people get the right information they need, particularly those who are vulnerable due to age, isolation or addiction. Reduction of Accidental Dwelling Fires contributes to the East Lothian Plan - Single Outcome Agreement.

Results

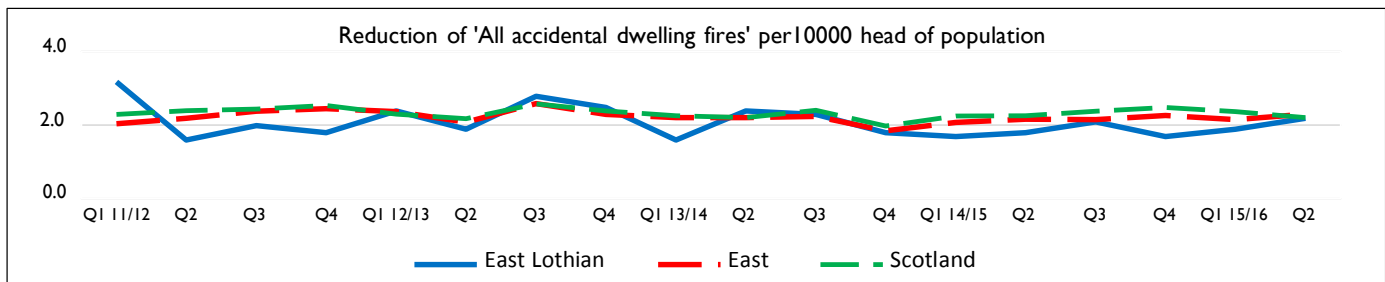
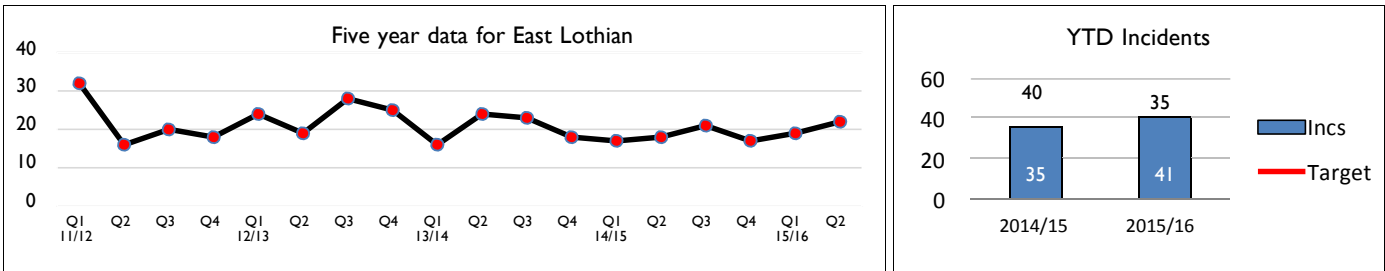
We aim to reduce Accidental Dwelling Fires in East Lothian by contributing towards the SFRS target of 10% reduction per year, over a three-year rolling period. During this quarter, we responded to 22 Accidental Dwelling Fires, which is an increase of 4 incidents from the same period last year. The long-term trend based upon incidents/10,000 population is slightly below that of both the Scottish and East Delivery Area trends.

Reasons

Of these 22 fires, 82% occurred in single occupancy households and the main causes were cooking or smoking materials. It is clear that we continue to target those mostly at risk in single occupancy households.

Actions

During this reporting period a total of 328 Home Fire Safety Visits were carried out and 150 smoke detectors were fitted within East Lothian. Of this total, 73 visits were carried out in premises deemed as being 'high risk'. A number of initiatives and events aimed at reducing accidental dwelling fires were conducted. We have introduced a 'Post Domestic Incident Response' policy, which provides a clear framework ensuring that engagement activity is completed in a structured and appropriate manner following incidents. This will contribute to ensuring further incidents are prevented. Appendix I provides further details on our prevention activities.



YTD ward ave. for East Lothian - 6	2011/12	2012/13	2013/14	2014/15	2015/16	Sparklines
East Lothian	48	43	40	35	41	
Musselburgh West	6	5	3	3	5	
Musselburgh East and Carberry	11	6	8	6	6	
Preston/Seton/Gosford	6	11	5	4	8	
Fa'side	5	7	12	4	4	
North Berwick Coastal	6	5	4	4	5	
Haddington and Lammermuir	7	1	6	6	7	
Dunbar and East Linton	7	8	2	8	6	

Reduction of 'All fire casualties (fatal & non-fatal (incl. p/c's))'

Fire casualty and fatality rates provide an indication of the amount of serious, life-threatening injuries that occur due to fire. This can indicate not only the success of SFRS in reducing the number of life risk fires through community fire safety and similar activities, but also their success in response activity in saving lives.

Results

There were no reported Fire fatalities in the reporting period. We aim to reduce Fire Casualties in East Lothian each per year, which contributes towards the SFRS target of reducing Fire Casualties by 5% per year, over a three-year rolling period.

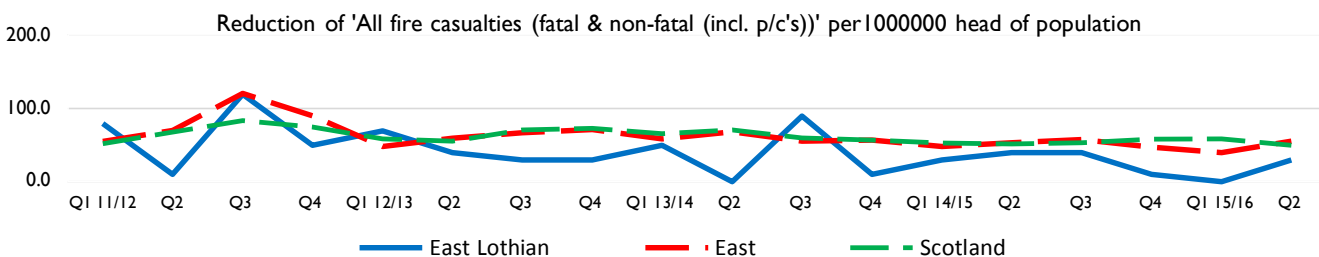
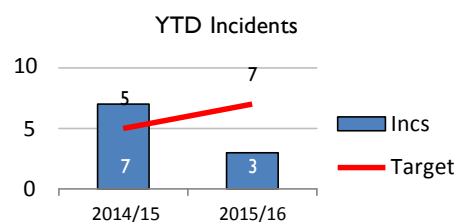
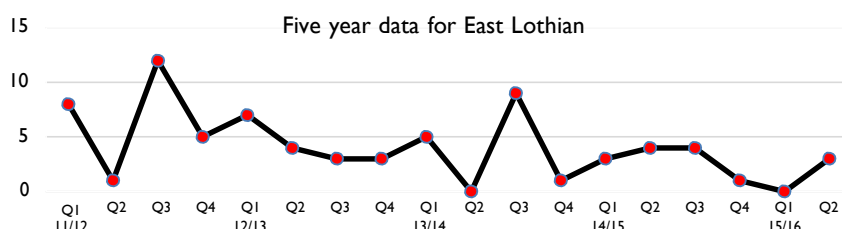
In this reporting period, SFRS dealt with 3 casualties due to a fire. This is a decrease of one from the same period last year and the least amount of casualties. The long-term trend based upon casualties/10,000 population shows East Lothian and is significantly below the Scottish and East delivery area average.

Reasons

Historically East Lothian has had low numbers of casualties from fires and it is pleasing that trend is continuing to reduce. The casualties rescued from fire all received first aid treatment at the scene and all had a working smoke detector in their home.

Actions

During this reporting period, 328 Home Fire Safety Visits were carried out and 150 smoke detectors were fitted within East Lothian. Of this total, 73 visits were carried out in premises deemed as being 'high risk'. In addition, we continue to work with our partners in East Lothian Council and seek opportunities with social work and NHS to target those most vulnerable and at risk from fire.



YTD ward ave. for East Lothian - 0	2011/12	2012/13	2013/14	2014/15	2015/16	Sparklines
East Lothian	9	11	5	7	3	
Musselburgh West	2	2	0	0	0	
Musselburgh East and Carberry	3	2	1	1	0	
Preston/Seton/Gosford	0	4	2	1	0	
Fa'side	2	2	1	0	1	
North Berwick Coastal	0	0	0	1	1	
Haddington and Lammermuir	1	0	1	3	1	
Dunbar and East Linton	1	1	0	1	0	

Reduction of 'All deliberate fires excl. dwellings'

Although deliberate fire setting is not a significant problem for the SFRS in East Lothian there is a close link between deliberate secondary fires and other forms of anti-social behaviour. In the main, deliberate fires are secondary fires categorised into refuse/bins, grassland or derelict buildings incidents. Reduction of Deliberate Fire Setting contributes to the East Lothian Plan Single Outcome Agreement.

Results

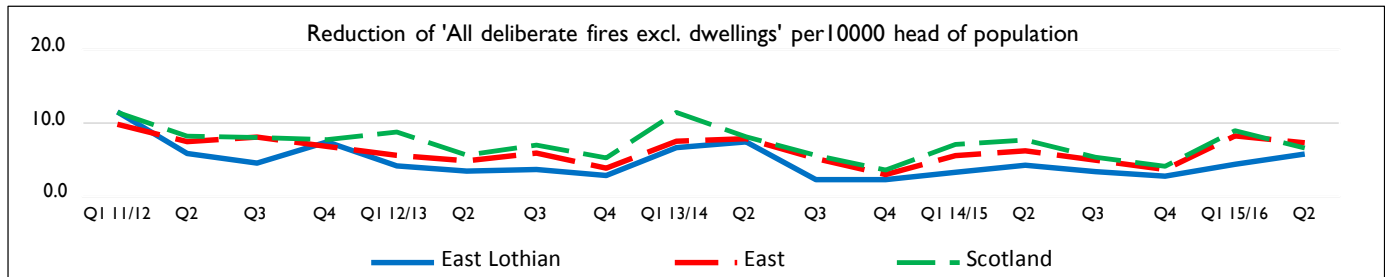
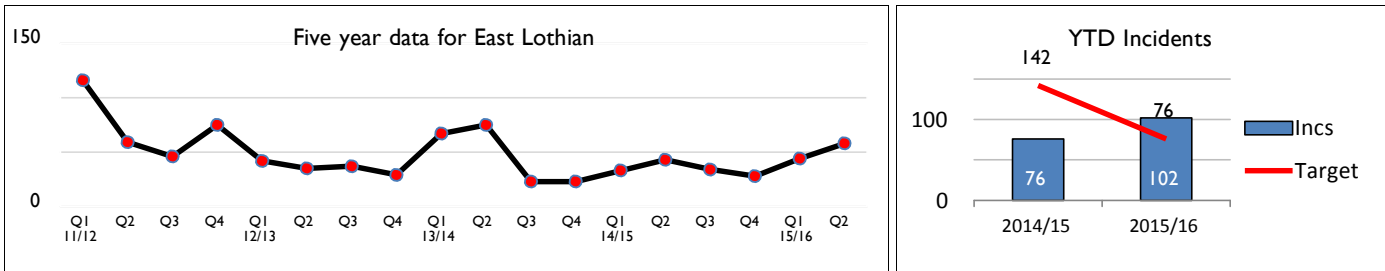
There were 58 deliberate fires during this reporting period, an increase of 15 on the same period as last year. The wards most likely to suffer from this type of fire are Musselburgh, Preston/Seton/Gosford and Fa'side. The long-term trend based upon Deliberate Fire Setting /10,000 population shows East Lothian below the Scottish and East delivery area average.

Reasons

Nearly 83% of the incidents attended during this reporting period were 'deliberate secondary fires' and of these 22% involved refuse/bins as the fuel. Deliberate ignition to vehicles accounted for 9% and 8% in non-residential commercial property.

Actions

We continue to focus our attention to the areas where this is an issue in terms of communication and education. We are an active member of the Tasking and Coordinating Group and work closely with partners to keep the community safe and reduce the impact of such incidents.



YTD ward ave. for East Lothian - 15	2011/12	2012/13	2013/14	2014/15	2015/16	Sparklines
East Lothian	175	77	142	76	102	
Musselburgh West	21	13	17	10	8	
Musselburgh East and Carberry	65	17	45	17	27	
Preston/Seton/Gosford	24	20	32	15	25	
Fa'side	38	13	32	24	17	
North Berwick Coastal	4	3	1	2	4	
Haddington and Lammermuir	14	4	6	4	9	
Dunbar and East Linton	9	7	9	4	12	

Reduction of 'Special Service - RTCs'

Whilst much of this risk is out with the control of SFRS alone, responding to Non-Fire Emergencies such as Road Traffic Collisions is a key part of our intervention activities. The SFRS is committed to working with partners and other stakeholders to drive continuous improvement in this area. Reduction of Casualties from Non-Fire Emergencies contributes to the East Lothian Plan Single Outcome Agreement, number of people killed or seriously injured in road accidents.

Results

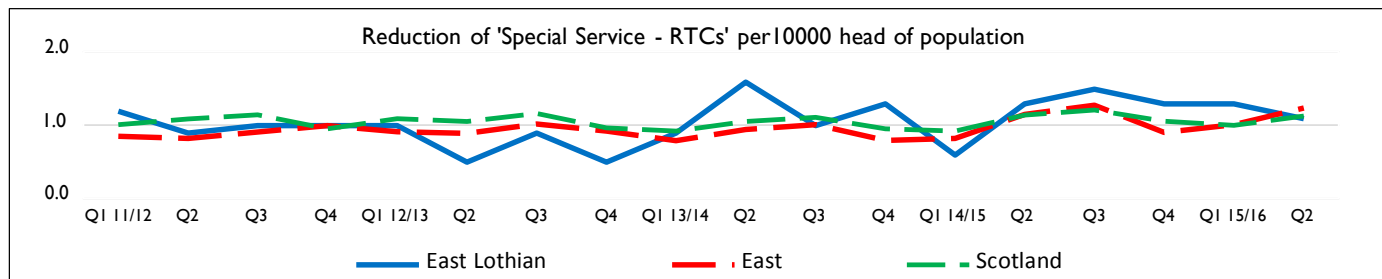
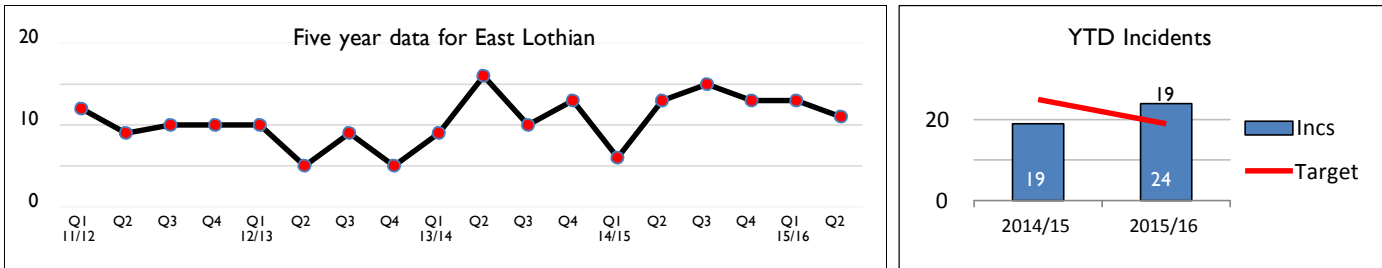
We attended 11 Road Traffic Collisions during this period; this is a decrease of 2 on the same period last year. Per 10,000 head of population, East Lothian is slightly below the Scottish and East delivery area trend.

Reasons

The SFRS only attend those RTC's they are requested to attend this number does not reflect the total number within East Lothian.

Actions

The SFRS is a member of a multi-agency approach to reducing Road Traffic Collision's and the associated casualties and fatalities. The continued delivery of Tomorrow's Driver programme targeting young people is an excellent partnership approach to reducing road traffic collisions.



YTD ward ave. for East Lothian - 3	2011/12	2012/13	2013/14	2014/15	2015/16	Sparklines
East Lothian	21	15	25	19	24	
Musselburgh West	4	2	1	2	7	
Musselburgh East and Carberry	2	2	2	3	2	
Preston/Seton/Gosford	2	3	6	4	5	
Fa'side	4	2	3	4	4	
North Berwick Coastal	4	1	3	1	2	
Haddington and Lammermuir	2	3	4	1	0	
Dunbar and East Linton	3	2	6	4	4	

Reduction of 'Special Service Casualties - All'

Whilst much of this risk is out with the control of SFRS alone, responding to Non-Fire Emergencies is a key part of our intervention activities. The SFRS is committed to working with partners and other stakeholders to drive continuous improvement in this area. Reduction of Casualties from Non-Fire Emergencies contributes to the East Lothian Plan Single Outcome Agreement.

Results

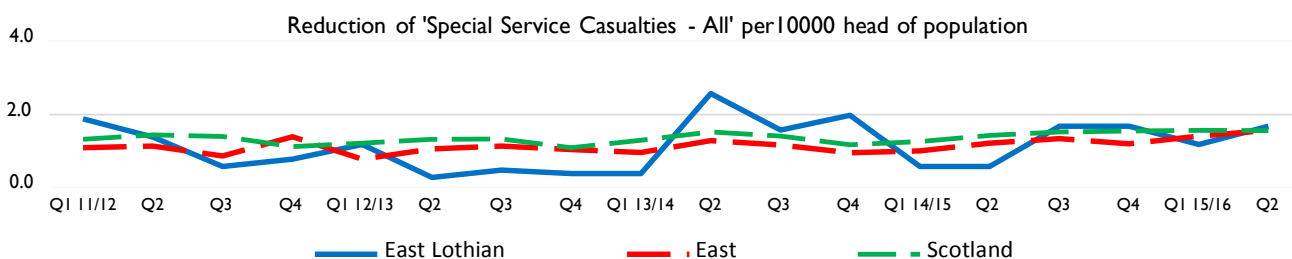
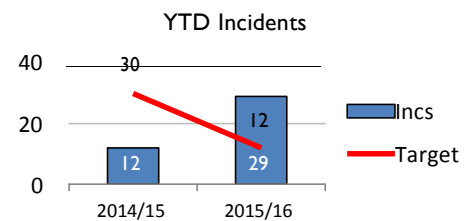
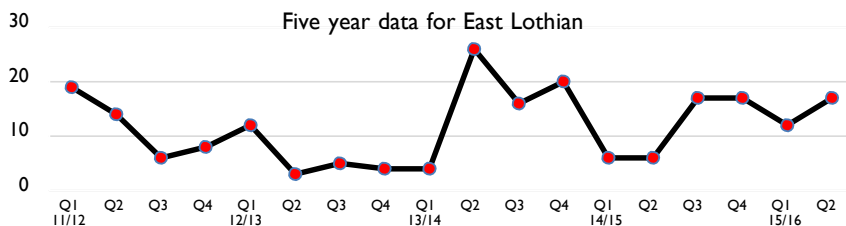
We attended to 17 casualties from non-fire emergencies in East Lothian, which is an increase of 11 compared to the same period last year. Of this number, 5 related to assisting the ambulance service or people who had fallen, with 11 casualties and 1 fatality as a result of road traffic collisions. The trend per 10,000 head of population is slightly above the average of the Scottish and East service delivery areas.

Reasons

The increase is mainly due to the increase in road traffic collisions and SFRS assisting with medical emergencies as co or first responders. This number may continue to increase as we attend more first responder incidents.

Actions

The SFRS is a member of a multi-agency approach to reducing Road Traffic Collision's and the associated casualties and fatalities. The continued delivery of Tomorrow's Driver programme targeting young people is an excellent partnership approach to reducing road traffic collisions. We will also continue to respond to the communities needs in terms of other non-fire emergencies.



YTD ward ave. for East Lothian - 4	2011/12	2012/13	2013/14	2014/15	2015/16	Sparklines
East Lothian	33	15	30	12	29	
Musselburgh West	2	2	3	2	7	
Musselburgh East and Carberry	5	4	1	2	2	
Preston/Seton/Gosford	3	2	1	2	11	
Fa'side	4	2	1	0	3	
North Berwick Coastal	14	2	2	2	2	
Haddington and Lammermuir	3	1	9	2	1	
Dunbar and East Linton	2	2	13	2	3	

Reduction of 'False Alarm - UFAs'

Unwanted Fire Alarm Signals (UFAS) are defined as incidents where an automated fire alarm system activates and results in the mobilisation of SFRS resources, when the reason for that alarm turns out to be connected with faulty or defective alarm equipment. The SFRS is committed to working with partners and other stakeholders to reduce Unwanted Fire Alarm Signals.

Results

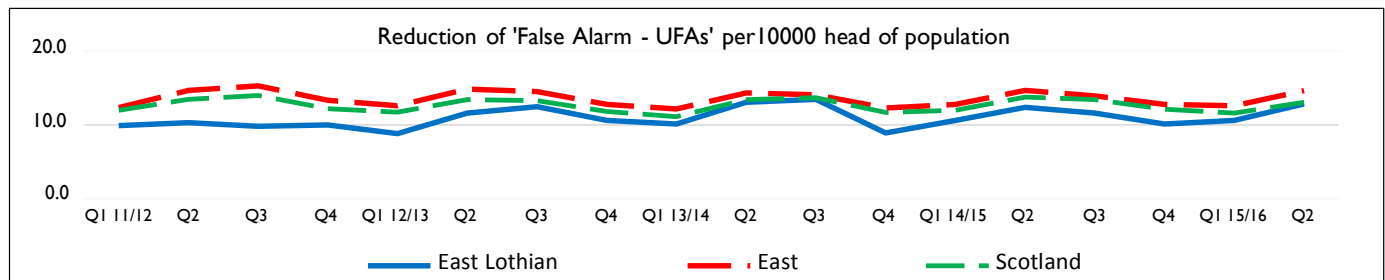
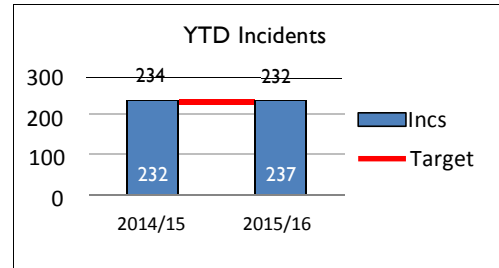
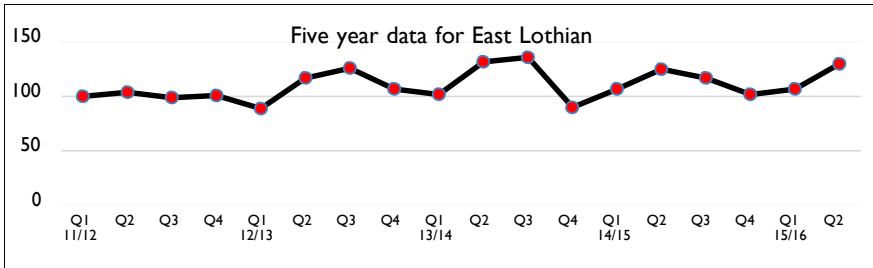
SFRS attended 130 UFAS incidents during this reporting period, which is an increase of 5 for the same period last year. East Lothian trend line is slightly below that of Scotland and the East delivery area.

Reasons

Of the 130 UFAS incidents we attended, 91% were unwanted and caused by failure within the fire alarm system. The rest were a combination of good intent calls (8%) and malicious (1%).

Actions

We continue to monitor UFAS calls and our Fire Safety Enforcement Officers work closely with premises to reduce further UFAS incidents. This includes discussing technological, procedural and management solutions in order to prevent future UFAS incidents. Only 1 property in East Lothian is currently receiving advice from our Fire Safety Enforcement Officer in terms of managing false alarms.



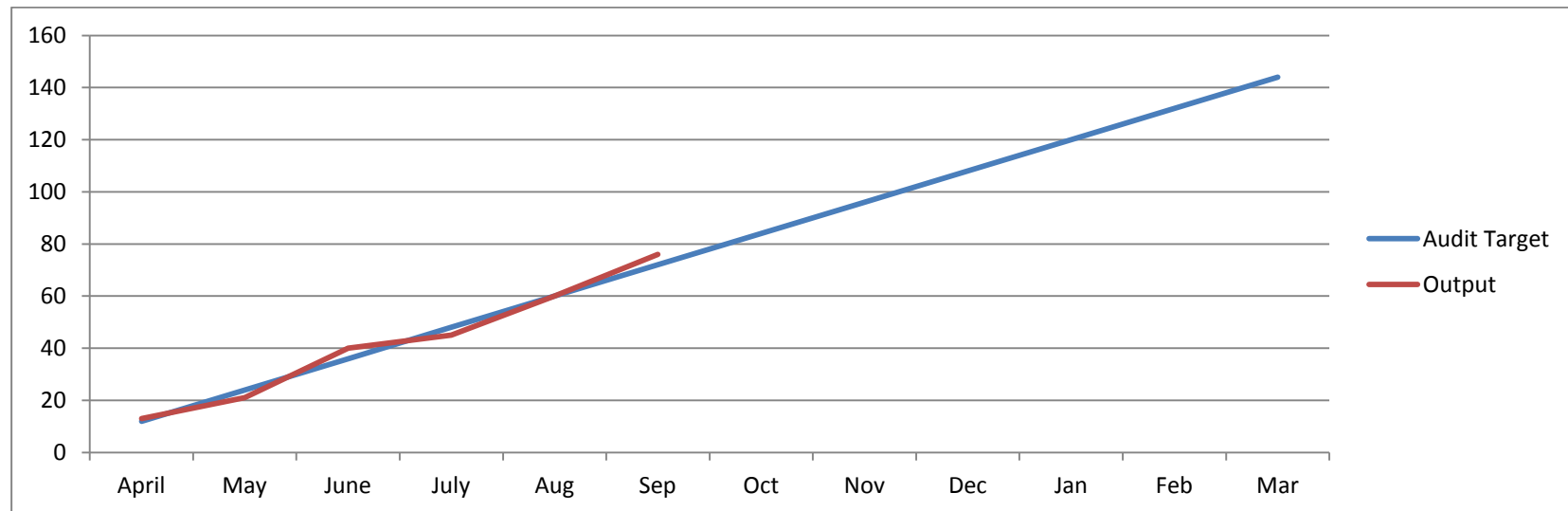
YTD ward ave. for East Lothian - 34	2011/12	2012/13	2013/14	2014/15	2015/16	Sparklines
East Lothian	204	206	234	232	237	
Musselburgh West	36	33	45	35	42	
Musselburgh East and Carberry	40	40	42	39	41	
Preston/Seton/Gosford	17	10	18	24	20	
Fa'side	18	26	26	29	41	
North Berwick Coastal	33	36	45	24	43	
Haddington and Lammermuir	34	52	31	47	29	
Dunbar and East Linton	26	9	27	34	21	

Q2 Prevention & Protection Activities – Appendix 1

Fire Safety Enforcement Audits

The figures represent the audit workloads delivered by the East Lothian Fire Safety Enforcement Officer (FSEO). Following the Scottish Fire and Rescue Service (SFRS) Enforcement Framework, local deployment ensures compliance for relevant premises in terms of the Fire Scotland Act (2005) and associated Fire Safety Regulations. This quarter has seen targets exceeded.

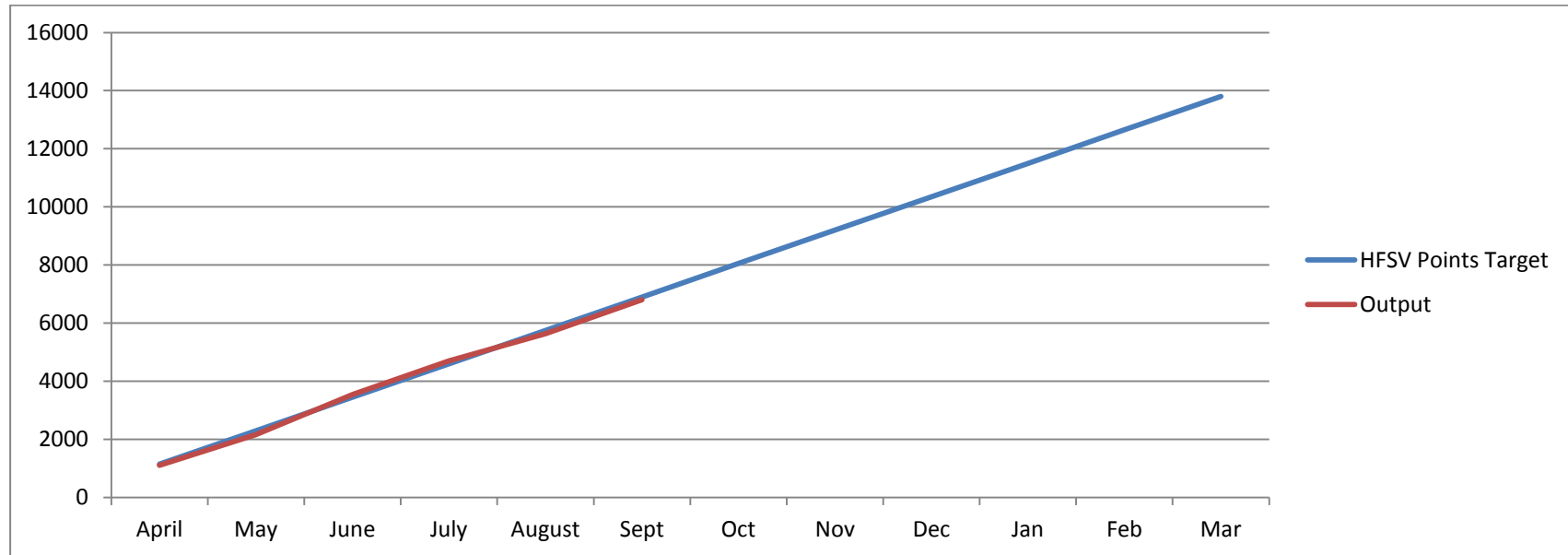
	Apr	May	Jun	Jul	Aug	Sept	Oct	Nov	Dec	Jan	Feb	Mar	Total
Target:	12	24	36	48	60	72	84	96	108	120	132	144	144
Completed:	13	21	40	45	60	76							



Home Fire Safety Visits

The delivery of Home Fire Safety Visits (HFSVs) is the corner stone of the SFRS Community Safety Engagement Framework. By visiting households and providing fire safety advice and smoke alarms the numbers of dwelling fires and casualties will be reduced. To target the highest risk households across East Lothian, a points allocation based on risk and associated target has been set (24 points per high, 8 per medium, 4 per low risk visit). This will ensure valuable resources are put to use with greatest effect. This quarter has seen our points total drop marginally below target. It is envisaged that this will be corrected in the forthcoming quarter.

	Apr	May	Jun	Jul	Aug	Sept	Oct	Nov	Dec	Jan	Feb	Mar	Total
Target	1150	2300	3450	4600	5750	6900	8050	9200	10350	11500	12650	13800	13800
Completed	1108	2164	3548	4700	5636	6804							



Total Number Of Home Fire Safety Visits By Risk Category

	Apr	May	Jun	Jul	Aug	Sept	Oct	Nov	Dec	Jan	Feb	Mar
High	25	27	29	29	24	20						
Medium	51	41	70	46	39	60						
Low	21	28	45	47	22	41						

Total Number Of Smoke Detectors Fitted By Risk Category

	Apr	May	Jun	Jul	Aug	Sept	Oct	Nov	Dec	Jan	Feb	Mar
High	15	16	13	12	14	16						
Medium	31	18	30	28	14	40						
Low	10	7	12	9	5	12						

Community Safety Engagement

ACTIVITY	EAST LoTHIAN
Enhanced Home Safety Visits (No. of households/occupiers visited)	6
Visits to Schools	1
Nursery Visits	2
Youth Programmes (Cooldown Crew - No. of Programmes)	1
Youth Programmes (Cooldown Crew - No. of youths attending)	8
Road Safety Education (No. of Programmes)	1
Road Safety Education (number of pupils)	350
Firesetters Intervention Programme (No. of sessions with youths)*	0
Community Safety Talks / Attendance at Community Events**	62
Risk Factory (number of visiting schools from East Lothian)	0

Definitions

*A one to one counselling session with a young person to discuss the consequences of being involved in wilful fire raising.

**Comprises non-school events including: appliance visits to community groups (fetes, galas etc.); group visits to fire stations; specific campaigns (Stair Aware, Cooking Safety, etc.); and Community Fire-fighter talks/stall events.

Partnership Working

Eight pupils from Preston Lodge High School attended a Cooldown Crew held at Dalkeith Fire Station. On several occasions it was remarked upon about the enthusiasm of the pupils who attended this 5 day course.

6 joint Enhanced Home Fire Safety Visits have been undertaken in the last quarter with partner agencies within East Lothian. A number of these being as a result of the Adult Protection referral process.

The Local Authority Liaison Officer (LALO) for East Lothian attended a Multi-Agency Risk Assessment Conference (MARAC) Training Event held at Brunton Hall in Musselburgh. This training event was delivered by personnel working within the Public Protection Office based at Brunton Hall and focussed on the risk assessment process for victims of abuse who may be referred to MARAC.

Approximately 350 pupils attended 2MORROWS DRIVER at Brunton Hall in Musselburgh. This multi-agency event delivers the message about the consequences of irresponsible driving and the devastating effect that road injuries/ fatalities can have on families and members of the communities across Scotland.

In conjunction with East Coast FM, a Road Safety awareness talk was delivered live on air to listeners of this community radio Station. The programme highlighted the importance of vehicle maintenance, keeping distance from the car in front to allow time to react to situations; defrosting windscreen properly in frosty conditions and carrying a winter pack in the vehicle in case of emergencies. It also delivered some hard-hitting facts about the effects of collisions and the effect on the human body.

Work is underway with East Lothian Council Housing to offer a Home Fire Safety Visit (HFSV) as part of their tenancy agreement. It is hoped that it will be mandatory for all new tenants and existing tenants who may be relocated to have a HFSV as part of this agreement.

The Lone Occupancy Initiative that was developed in conjunction with East Lothian Revenues Department to help in identifying vulnerable members of our communities, is proving to be of an assistance to Stations within East Lothian in targeting vulnerable groups for a HFSV.

As part of the Autumn Thematic Action Plan, presentations were delivered to various groups about Student Safety. This included electrical safety; cooking and alcohol; testing smoke detection and also the various types of accommodation that fall under the Fire Scotland Act 2005 (as amended) and the supporting regulations as 'relevant premises'.

Police, Fire and Community Safety Scrutiny Committee: Annual Work Programme 2015/16 (November 2015)

Date	Performance Monitoring/ Inspection Reports	Other Reports / Reports Requested by Members
25 November 2015	Police Scotland Scrutiny Report Q1 and Q2 Fire Service Local Plan Performance Report Q1 and Q2	
24 February 2016	Police Scrutiny Report Q3 Fire Service Local Plan Performance Report Q3	
25 May 2016	Police Scotland Scrutiny Report Q4 Fire Service Local Performance Report Q4	