



# LOCAL PLAN PERFORMANCE REPORT

## FOR EAST LoTHIAN



**SCOTTISH**  
**FIRE AND RESCUE SERVICE**  
Working together for a safer Scotland

Quarter 2 Performance Report, 1<sup>st</sup> July– 30<sup>th</sup> September, 2015

**Working together  
for a safer Scotland**



### DISCLAIMER

The figures included in this report are provisional and subject to change as a result of quality assurance and review. The statistics quoted are internal management information published in the interests of transparency and openness.

The Scottish government publishes Official Statistics each year which allow for comparisons to be made over longer periods of time.

Please ensure any external partners in receipt of these reports are aware of this.

**CONTENTS****PAGE**

1	<b>Introduction</b>	<b>3</b>
2	<b>Performance Summary</b>	<b>4</b>
3	<b>Progress on local fire &amp; rescue plan priorities</b>	
	<i>Local Risk Management and Preparedness</i>	<b>5</b>
	<i>All accidental dwelling fires</i>	<b>7</b>
	<i>All fire casualties (fatal &amp; non-fatal (incl. p/c's))</i>	<b>9</b>
	<i>All deliberate fires excl. dwellings</i>	<b>11</b>
	<i>Special Service - RTCs</i>	<b>13</b>
	<i>Special Service Casualties - All</i>	<b>15</b>
	<i>False Alarm - UFAs</i>	<b>17</b>
4	<b>Appendices</b>	
5	<b>Glossary</b>	

## Introduction

This performance report provides information on our prevention, protection and operational response activities within the East Lothian for Quarter 2 of 2015-16 (1st July – 30th September) including information on the year to date.

The Scottish Government provides an overarching vision for public services. This vision supported by 16 National Outcomes, which demonstrate commitment to creating a more successful country, with opportunities for all of Scotland to flourish, through increasing sustainable growth. The Scottish Fire and Rescue Service (SFRS) can make a significant contribution to improving these outcomes for East Lothian by contributing to the Community Planning arrangements across the area.

The national priorities for the SFRS are set out in the Fire and Rescue Framework for Scotland. The SFRS Strategic Plan 2013-2016 outlines how the SFRS will deliver against these priorities and the outcomes against which this delivery can be measured.

The priorities contained within the Local Fire and Rescue Plan for East Lothian 2014-2017 contribute towards the priorities within the East Lothian Plan - Single Outcome Agreement and the Community Safety Strategic Assessment 2012-15.

The aims of the local Fire & Rescue Service in East Lothian are to reduce fire deaths and to reduce injuries from fire and other emergencies in the community. We aim to achieve this by working in partnership, being pro-active and targeting our prevention and protection activities to where they are required, based on evidence.

The Local Fire and Rescue Plan for East Lothian 2014-2017 identifies the following five objectives as the main focus for service delivery locally:

- Priority 1. Reduction of Accidental Dwelling Fires,
- Priority 2. Reduction in Fire Casualties and Fatalities,
- Priority 3. Reduction of Deliberate Fire Setting,
- Priority 4. Reduction in Road Traffic Collisions,
- Priority 5. Reduction of Unwanted Fire Alarm Signals.

Area Manager Alasdair Perry  
Local Senior Officer for East Lothian, Midlothian and the Scottish Borders.  
alsadair.perry@firescotland.gov.uk

## Performance Summary

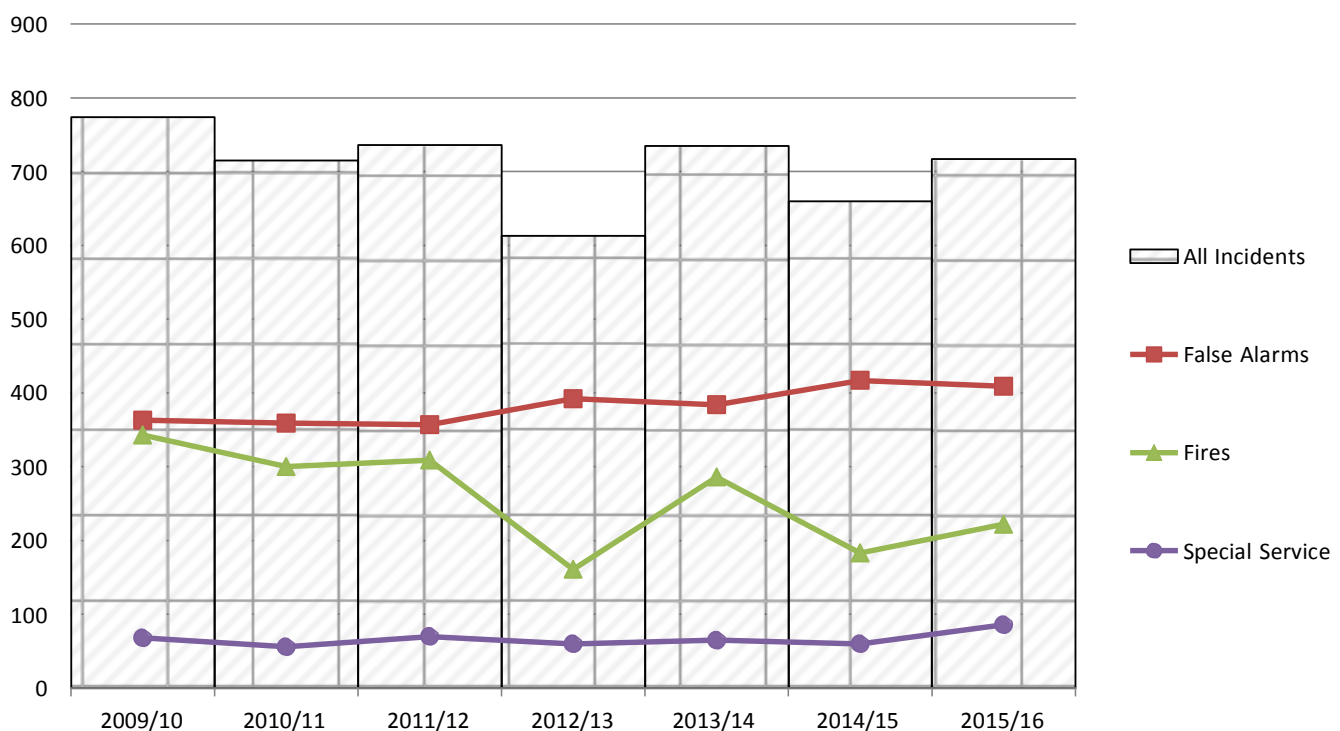
We measure how well we are meeting our priorities using 6 key indicators, depicted below

Key performance indicator	Apr to (& incl.) Sep					RAG rating
	2011/12	2012/13	2013/14	2014/15	2015/16	YTD
All accidental dwelling fires	48	43	40	35	41	◆
All fire casualties (fatal & non-fatal (incl. p/c's))	9	11	5	7	3	●
All deliberate fires excl. dwellings	175	77	142	76	102	◆
Special Service - RTCs	21	15	25	19	24	◆
Special Service Casualties - All	33	15	30	12	29	◆
False Alarm - UFAs	204	206	234	232	237	▲

RAG rating - KEY		
◆	RED DIAMOND	10% higher than the previous YTD period, or local target not achieved.
▲	YELLOW TRIANGLE	Up to 9% higher than the previous YTD period, or local target not achieved.
●	GREEN CIRCLE	Equal to or improved upon the previous equivalent quarter (or YTD period), or local target achieved.

Note
<p>Quarterly comparison RAG Rating = the reporting period compared to the average of the three previous quarterly reporting periods.                      Year to Date RAG Rating = the cumulative total of all quarterly performance in current year compared to cumulative total of all quarterly performance in previous year.</p>
Incident Overview
<p>During this reporting period, SFRS responded to 436 incidents in East Lothian, an increase of 55 incidents when compared to the same reporting period last year.</p>

The chart below illustrates incidents YTD attended within East Lothian council over the last 6 fiscal years



## Progress on local fire & rescue plan priorities

### Local Risk Management and Preparedness

The Service must identify, prioritise and plan to meet the risks in each local community.

We said we would:

- train our staff to deal with our local risks
- gather and analyse risk information
- work with partners to mitigate risks
- deal with major events

#### Train our staff to deal with our local risks

All of our operational staff undertake routine and risk specific skill acquisition and maintenance training.

#### Gather and analyse risk information

All of our operational staff gather and analyse local risk information and operational intelligence, used in our preparations to resolve incidents. We conduct Post Incident Debriefs to identify any lessons that can be learned from our preparedness and response to emergency events. We use Urgent Operational Intelligence Briefings to inform our operational staff of any safety critical information.

#### Work with partners to mitigate risks

We continue to be an active member of the East Local Resilience Partnership. We share information with local authority partners and other key stakeholders (e.g. Police Scotland) to ensure emergency event risks are mitigated.

#### Deal with major events

There were no major fire events or significant emergency events in this reporting period.



## Reduction of 'All accidental dwelling fires'

Accidental dwelling fires can have devastating effects on our community. The SFRS is committed to keeping people safe in their homes. We share information with partners to make sure that the right people get the right information they need, particularly those who are vulnerable due to age, isolation or addiction. Reduction of Accidental Dwelling Fires contributes to the East Lothian Plan - Single Outcome Agreement.

### Results

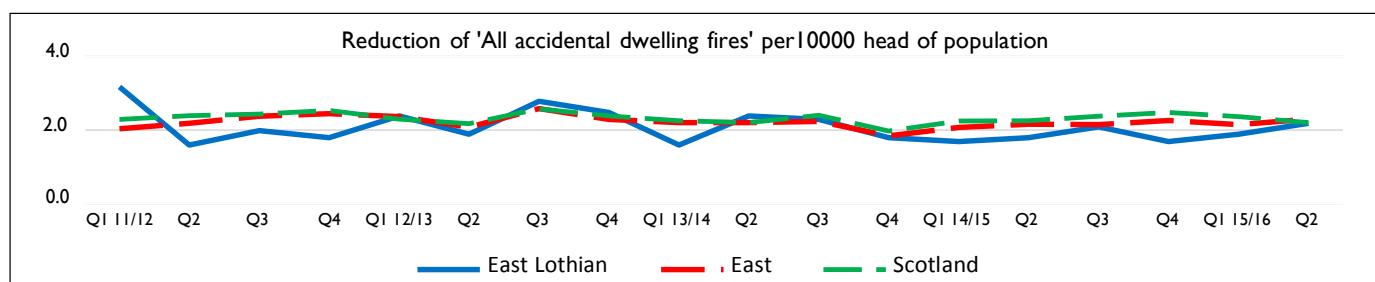
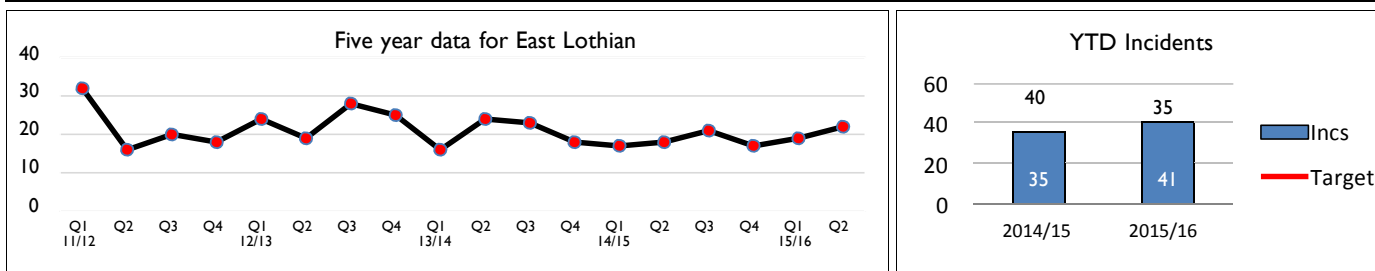
We aim to reduce Accidental Dwelling Fires in East Lothian by contributing towards the SFRS target of 10% reduction per year, over a three-year rolling period. During this quarter, we responded to 22 Accidental Dwelling Fires, which is an increase of 4 incidents from the same period last year. The long-term trend based upon incidents/10,000 population is slightly below that of both the Scottish and East Delivery Area trends.

### Reasons

Of these 22 fires, 82% occurred in single occupancy households and the main causes were cooking or smoking materials. It is clear that we continue to target those mostly at risk in single occupancy households.

### Actions

During this reporting period a total of 328 Home Fire Safety Visits were carried out and 150 smoke detectors were fitted within East Lothian. Of this total, 73 visits were carried out in premises deemed as being 'high risk'. A number of initiatives and events aimed at reducing accidental dwelling fires were conducted. We have introduced a 'Post Domestic Incident Response' policy, which provides a clear framework ensuring that engagement activity is completed in a structured and appropriate manner following incidents. This will contribute to ensuring further incidents are prevented. Appendix I provides further details on our prevention activities.



YTD ward ave. for East Lothian - 6	2011/12	2012/13	2013/14	2014/15	2015/16	Sparklines
East Lothian	48	43	40	35	41	
Musselburgh West	6	5	3	3	5	
Musselburgh East and Carberry	11	6	8	6	6	
Preston/Seton/Gosford	6	11	5	4	8	
Fa'side	5	7	12	4	4	
North Berwick Coastal	6	5	4	4	5	
Haddington and Lammermuir	7	1	6	6	7	
Dunbar and East Linton	7	8	2	8	6	





## Reduction of 'All fire casualties (fatal & non-fatal (incl. p/c's))'

Fire casualty and fatality rates provide an indication of the amount of serious, life-threatening injuries that occur due to fire. This can indicate not only the success of SFRS in reducing the number of life risk fires through community fire safety and similar activities, but also their success in response activity in saving lives.

### Results

There were no reported Fire fatalities in the reporting period. We aim to reduce Fire Casualties in East Lothian each per year, which contributes towards the SFRS target of reducing Fire Casualties by 5% per year, over a three-year rolling period.

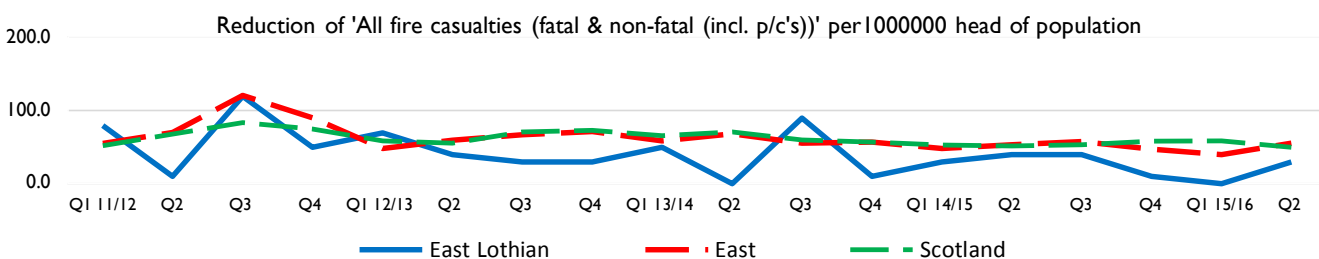
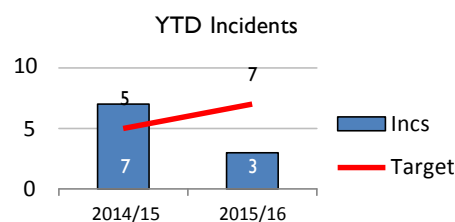
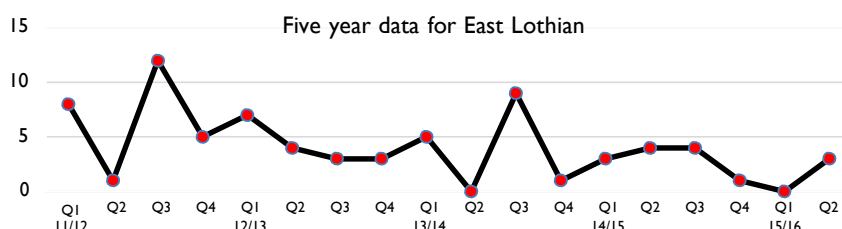
In this reporting period, SFRS dealt with 3 casualties due to a fire. This is a decrease of one from the same period last year and the least amount of casualties. The long-term trend based upon casualties/10,000 population shows East Lothian and is significantly below the Scottish and East delivery area average.

### Reasons

Historically East Lothian has had low numbers of casualties from fires and it is pleasing that trend is continuing to reduce. The casualties rescued from fire all received first aid treatment at the scene and all had a working smoke detector in their home.

### Actions

During this reporting period, 328 Home Fire Safety Visits were carried out and 150 smoke detectors were fitted within East Lothian. Of this total, 73 visits were carried out in premises deemed as being 'high risk'. In addition, we continue to work with our partners in East Lothian Council and seek opportunities with social work and NHS to target those most vulnerable and at risk from fire.



YTD ward ave. for East Lothian - 0	2011/12	2012/13	2013/14	2014/15	2015/16	Sparklines
East Lothian	9	11	5	7	3	
Musselburgh West	2	2	0	0	0	
Musselburgh East and Carberry	3	2	1	1	0	
Preston/Seton/Gosford	0	4	2	1	0	
Fa'side	2	2	1	0	1	
North Berwick Coastal	0	0	0	1	1	
Haddington and Lammermuir	1	0	1	3	1	
Dunbar and East Linton	1	1	0	1	0	



## Reduction of 'All deliberate fires excl. dwellings'

Although deliberate fire setting is not a significant problem for the SFRS in East Lothian there is a close link between deliberate secondary fires and other forms of anti-social behaviour. In the main, deliberate fires are secondary fires categorised into refuse/bins, grassland or derelict buildings incidents. Reduction of Deliberate Fire Setting contributes to the East Lothian Plan Single Outcome Agreement.

### Results

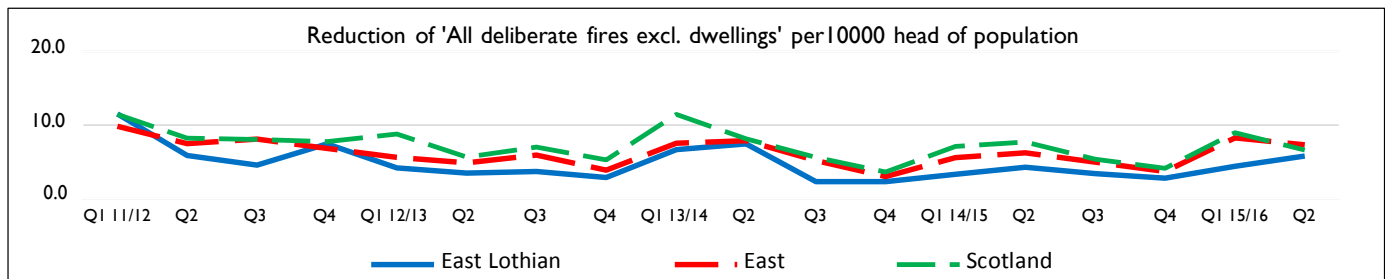
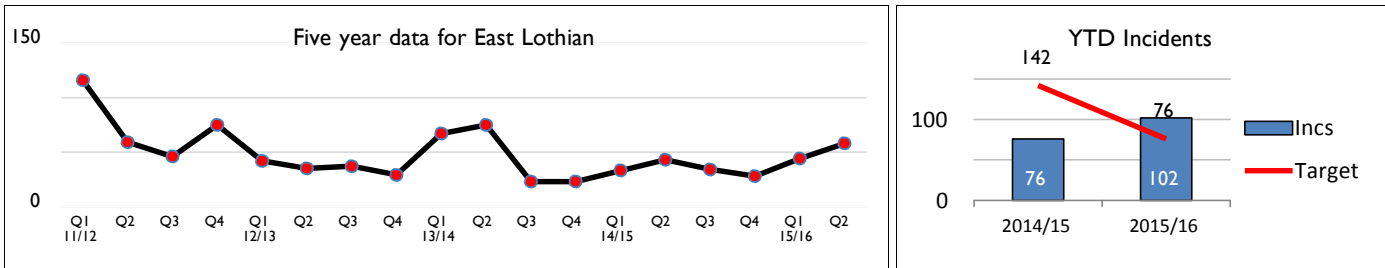
There were 58 deliberate fires during this reporting period, an increase of 15 on the same period as last year. The wards most likely to suffer from this type of fire are Musselburgh, Preston/Seton/Gosford and Fa'side. The long-term trend based upon Deliberate Fire Setting /10,000 population shows East Lothian below the Scottish and East delivery area average.

### Reasons

Nearly 83% of the incidents attended during this reporting period were 'deliberate secondary fires' and of these 22% involved refuse/bins as the fuel. Deliberate ignition to vehicles accounted for 9% and 8% in non-residential commercial property.

### Actions

We continue to focus our attention to the areas where this is an issue in terms of communication and education. We are an active member of the Tasking and Coordinating Group and work closely with partners to keep the community safe and reduce the impact of such incidents.



YTD ward ave. for East Lothian - 15	2011/12	2012/13	2013/14	2014/15	2015/16	Sparklines
East Lothian	175	77	142	76	102	
Musselburgh West	21	13	17	10	8	
Musselburgh East and Carberry	65	17	45	17	27	
Preston/Seton/Gosford	24	20	32	15	25	
Fa'side	38	13	32	24	17	
North Berwick Coastal	4	3	1	2	4	
Haddington and Lammermuir	14	4	6	4	9	
Dunbar and East Linton	9	7	9	4	12	



## Reduction of 'Special Service - RTCs'

Whilst much of this risk is out with the control of SFRS alone, responding to Non-Fire Emergencies such as Road Traffic Collisions is a key part of our intervention activities. The SFRS is committed to working with partners and other stakeholders to drive continuous improvement in this area. Reduction of Casualties from Non-Fire Emergencies contributes to the East Lothian Plan Single Outcome Agreement, number of people killed or seriously injured in road accidents.

### Results

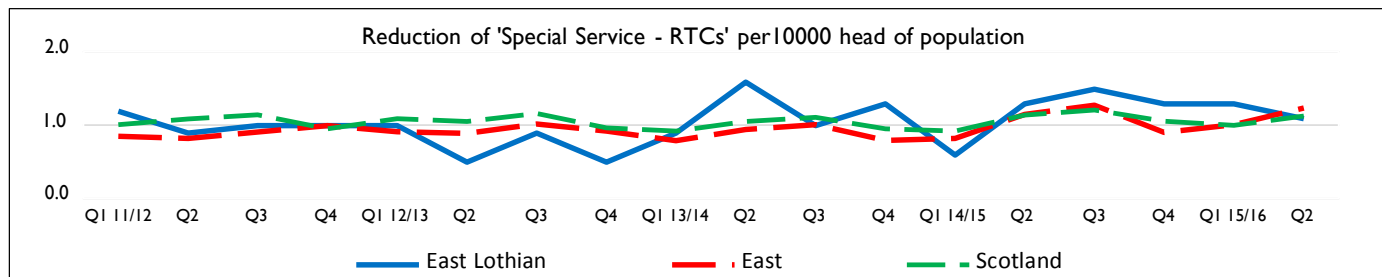
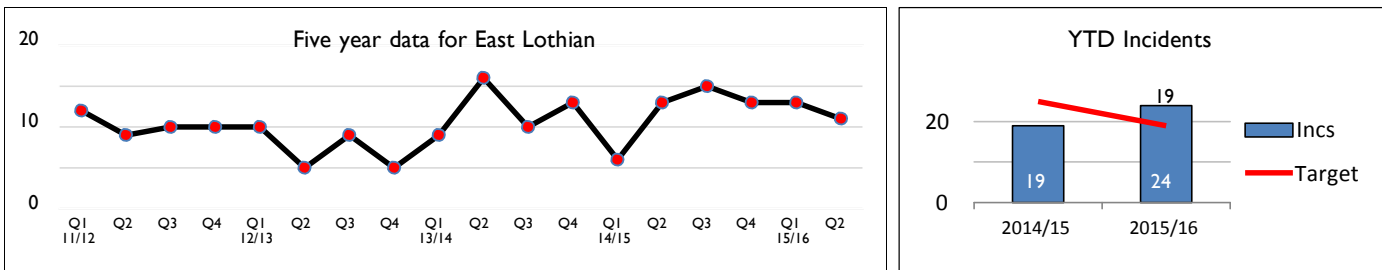
We attended 11 Road Traffic Collisions during this period; this is a decrease of 2 on the same period last year. Per 10,000 head of population, East Lothian is slightly below the Scottish and East delivery area trend.

### Reasons

The SFRS only attend those RTC's they are requested to attend this number does not reflect the total number within East Lothian.

### Actions

The SFRS is a member of a multi-agency approach to reducing Road Traffic Collision's and the associated casualties and fatalities. The continued delivery of Tomorrow's Driver programme targeting young people is an excellent partnership approach to reducing road traffic collisions.



YTD ward ave. for East Lothian - 3	2011/12	2012/13	2013/14	2014/15	2015/16	Sparklines
East Lothian	21	15	25	19	24	
Musselburgh West	4	2	1	2	7	
Musselburgh East and Carberry	2	2	2	3	2	
Preston/Seton/Gosford	2	3	6	4	5	
Fa'side	4	2	3	4	4	
North Berwick Coastal	4	1	3	1	2	
Haddington and Lammermuir	2	3	4	1	0	
Dunbar and East Linton	3	2	6	4	4	



## Reduction of 'Special Service Casualties - All'

Whilst much of this risk is out with the control of SFRS alone, responding to Non-Fire Emergencies is a key part of our intervention activities. The SFRS is committed to working with partners and other stakeholders to drive continuous improvement in this area. Reduction of Casualties from Non-Fire Emergencies contributes to the East Lothian Plan Single Outcome Agreement.

### Results

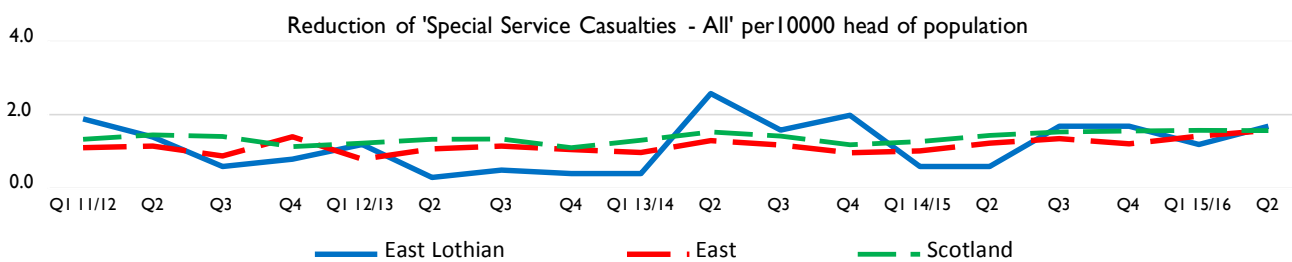
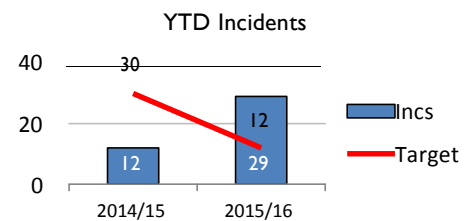
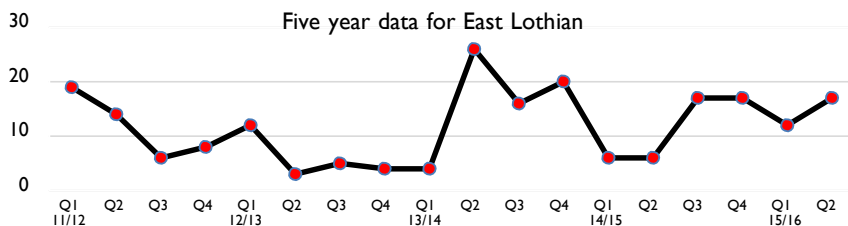
We attended to 17 casualties from non-fire emergencies in East Lothian, which is an increase of 11 compared to the same period last year. Of this number, 5 related to assisting the ambulance service or people who had fallen, with 11 casualties and 1 fatality as a result of road traffic collisions. The trend per 10,000 head of population is slightly above the average of the Scottish and East service delivery areas.

### Reasons

The increase is mainly due to the increase in road traffic collisions and SFRS assisting with medical emergencies as co or first responders. This number may continue to increase as we attend more first responder incidents.

### Actions

The SFRS is a member of a multi-agency approach to reducing Road Traffic Collision's and the associated casualties and fatalities. The continued delivery of Tomorrow's Driver programme targeting young people is an excellent partnership approach to reducing road traffic collisions. We will also continue to respond to the communities needs in terms of other non-fire emergencies.



YTD ward ave. for East Lothian - 4	2011/12	2012/13	2013/14	2014/15	2015/16	Sparklines
East Lothian	33	15	30	12	29	
Musselburgh West	2	2	3	2	7	
Musselburgh East and Carberry	5	4	1	2	2	
Preston/Seton/Gosford	3	2	1	2	11	
Fa'side	4	2	1	0	3	
North Berwick Coastal	14	2	2	2	2	
Haddington and Lammermuir	3	1	9	2	1	
Dunbar and East Linton	2	2	13	2	3	





## Reduction of 'False Alarm - UFAs'

Unwanted Fire Alarm Signals (UFAS) are defined as incidents where an automated fire alarm system activates and results in the mobilisation of SFRS resources, when the reason for that alarm turns out to be connected with faulty or defective alarm equipment. The SFRS is committed to working with partners and other stakeholders to reduce Unwanted Fire Alarm Signals.

### Results

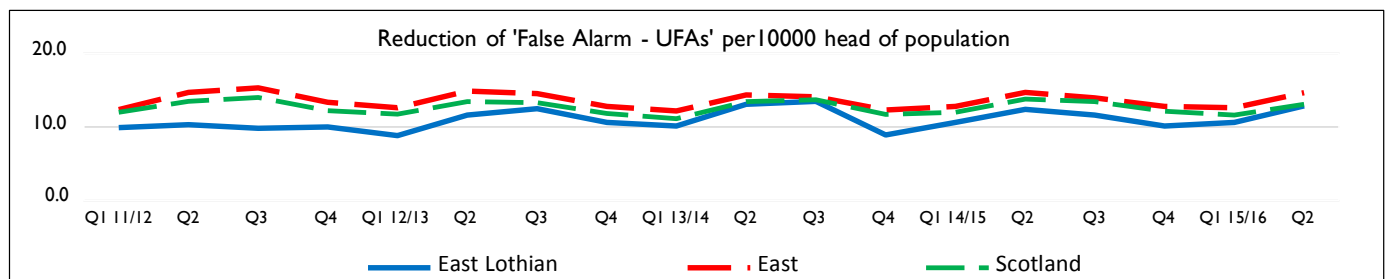
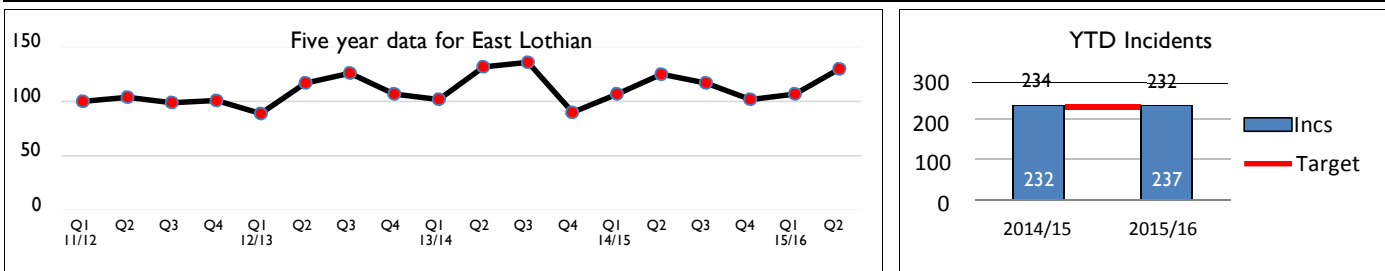
SFRS attended 130 UFAS incidents during this reporting period, which is an increase of 5 for the same period last year. East Lothian trend line is slightly below that of Scotland and the East delivery area.

### Reasons

Of the 130 UFAS incidents we attended, 91% were unwanted and caused by failure within the fire alarm system. The rest were a combination of good intent calls (8%) and malicious (1%).

### Actions

We continue to monitor UFAS calls and our Fire Safety Enforcement Officers work closely with premises to reduce further UFAS incidents. This includes discussing technological, procedural and management solutions in order to prevent future UFAS incidents. Only 1 property in East Lothian is currently receiving advice from our Fire Safety Enforcement Officer in terms of managing false alarms.



YTD ward ave. for East Lothian - 34	2011/12	2012/13	2013/14	2014/15	2015/16	Sparklines
East Lothian	204	206	234	232	237	
Musselburgh West	36	33	45	35	42	
Musselburgh East and Carberry	40	40	42	39	41	
Preston/Seton/Gosford	17	10	18	24	20	
Fa'side	18	26	26	29	41	
North Berwick Coastal	33	36	45	24	43	
Haddington and Lammermuir	34	52	31	47	29	
Dunbar and East Linton	26	9	27	34	21	

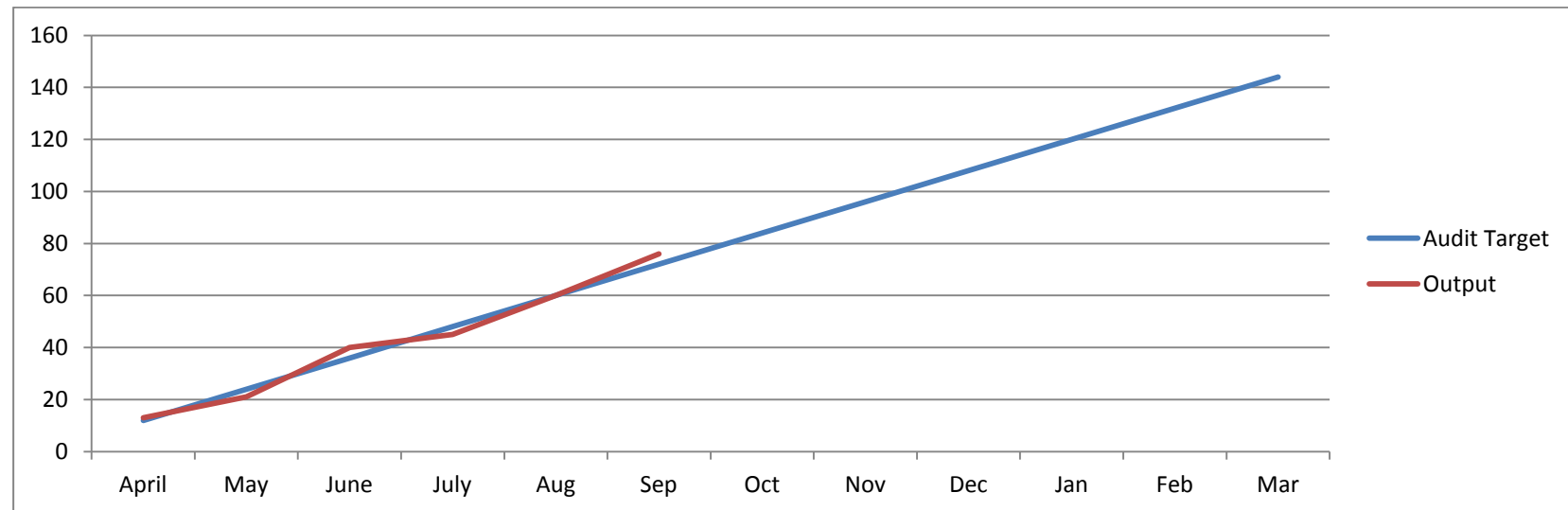


# Q2 Prevention & Protection Activities – Appendix 1

## Fire Safety Enforcement Audits

The figures represent the audit workloads delivered by the East Lothian Fire Safety Enforcement Officer (FSEO). Following the Scottish Fire and Rescue Service (SFRS) Enforcement Framework, local deployment ensures compliance for relevant premises in terms of the Fire Scotland Act (2005) and associated Fire Safety Regulations. This quarter has seen targets exceeded.

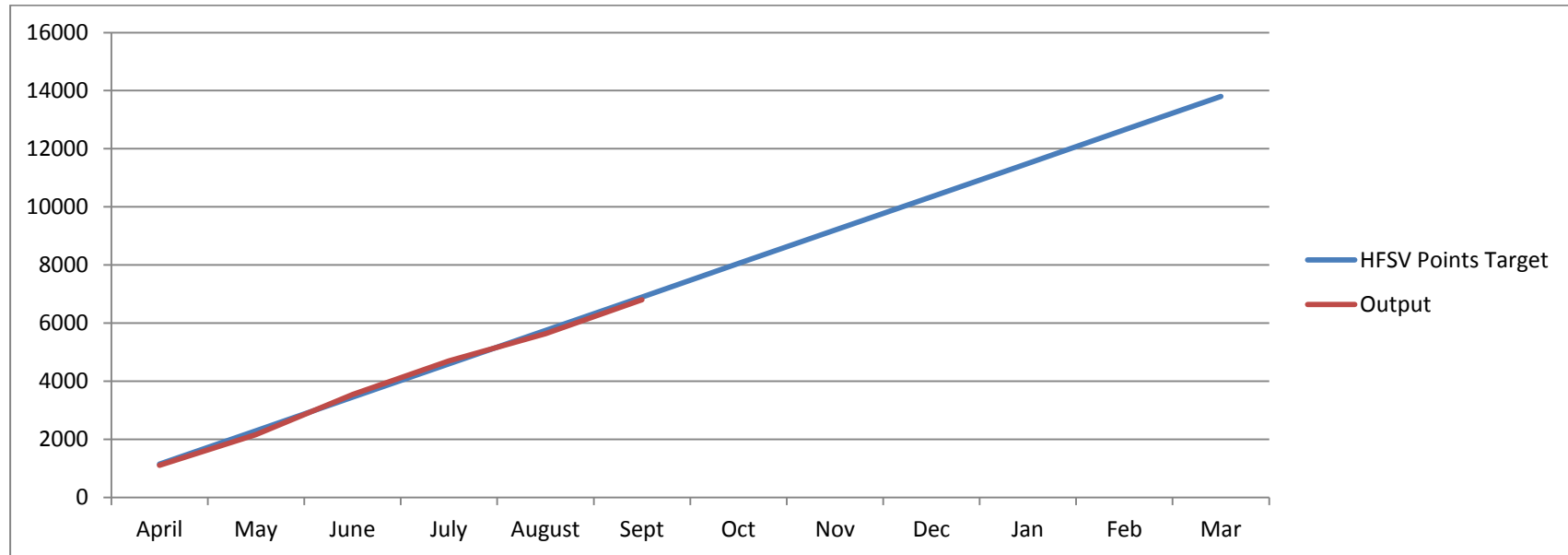
	Apr	May	Jun	Jul	Aug	Sept	Oct	Nov	Dec	Jan	Feb	Mar	Total
Target:	12	24	36	48	60	72	84	96	108	120	132	144	<b>144</b>
Completed:	13	21	40	45	60	76							



## Home Fire Safety Visits

The delivery of Home Fire Safety Visits (HFSVs) is the corner stone of the SFRS Community Safety Engagement Framework. By visiting households and providing fire safety advice and smoke alarms the numbers of dwelling fires and casualties will be reduced. To target the highest risk households across East Lothian, a points allocation based on risk and associated target has been set (24 points per high, 8 per medium, 4 per low risk visit). This will ensure valuable resources are put to use with greatest effect. This quarter has seen our points total drop marginally below target. It is envisaged that this will be corrected in the forthcoming quarter.

	Apr	May	Jun	Jul	Aug	Sept	Oct	Nov	Dec	Jan	Feb	Mar	Total
Target	1150	2300	3450	4600	5750	6900	8050	9200	10350	11500	12650	13800	<b>13800</b>
Completed	1108	2164	3548	4700	5636	6804							



**Total Number Of Home Fire Safety Visits By Risk Category**

	Apr	May	Jun	Jul	Aug	Sept	Oct	Nov	Dec	Jan	Feb	Mar
High	25	27	29	29	24	20						
Medium	51	41	70	46	39	60						
Low	21	28	45	47	22	41						

**Total Number Of Smoke Detectors Fitted By Risk Category**

	Apr	May	Jun	Jul	Aug	Sept	Oct	Nov	Dec	Jan	Feb	Mar
High	15	16	13	12	14	16						
Medium	31	18	30	28	14	40						
Low	10	7	12	9	5	12						

## Community Safety Engagement

ACTIVITY	EAST LoTHIAN
Enhanced Home Safety Visits (No. of households/occupiers visited)	6
Visits to Schools	1
Nursery Visits	2
Youth Programmes (Cooldown Crew - No. of Programmes)	1
Youth Programmes (Cooldown Crew - No. of youths attending)	8
Road Safety Education (No. of Programmes)	1
Road Safety Education (number of pupils)	350
Firesetters Intervention Programme (No. of sessions with youths)*	0
Community Safety Talks / Attendance at Community Events**	62
Risk Factory (number of visiting schools from East Lothian)	0

### Definitions

\*A one to one counselling session with a young person to discuss the consequences of being involved in wilful fire raising.

\*\*Comprises non-school events including: appliance visits to community groups (fetes, galas etc.); group visits to fire stations; specific campaigns (Stair Aware, Cooking Safety, etc.); and Community Fire-fighter talks/stall events.

## Partnership Working

Eight pupils from Preston Lodge High School attended a Cooldown Crew held at Dalkeith Fire Station. On several occasions it was remarked upon about the enthusiasm of the pupils who attended this 5 day course.

6 joint Enhanced Home Fire Safety Visits have been undertaken in the last quarter with partner agencies within East Lothian. A number of these being as a result of the Adult Protection referral process.

The Local Authority Liaison Officer (LALO) for East Lothian attended a Multi-Agency Risk Assessment Conference (MARAC) Training Event held at Brunton Hall in Musselburgh. This training event was delivered by personnel working within the Public Protection Office based at Brunton Hall and focussed on the risk assessment process for victims of abuse who may be referred to MARAC.

Approximately 350 pupils attended 2MORROWS DRIVER at Brunton Hall in Musselburgh. This multi-agency event delivers the message about the consequences of irresponsible driving and the devastating effect that road injuries/ fatalities can have on families and members of the communities across Scotland.

In conjunction with East Coast FM, a Road Safety awareness talk was delivered live on air to listeners of this community radio Station. The programme highlighted the importance of vehicle maintenance, keeping distance from the car in front to allow time to react to situations; defrosting windscreen properly in frosty conditions and carrying a winter pack in the vehicle in case of emergencies. It also delivered some hard-hitting facts about the effects of collisions and the effect on the human body.

Work is underway with East Lothian Council Housing to offer a Home Fire Safety Visit (HFSV) as part of their tenancy agreement. It is hoped that it will be mandatory for all new tenants and existing tenants who may be relocated to have a HFSV as part of this agreement.

The Lone Occupancy Initiative that was developed in conjunction with East Lothian Revenues Department to help in identifying vulnerable members of our communities, is proving to be of an assistance to Stations within East Lothian in targeting vulnerable groups for a HFSV.

As part of the Autumn Thematic Action Plan, presentations were delivered to various groups about Student Safety. This included electrical safety; cooking and alcohol; testing smoke detection and also the various types of accommodation that fall under the Fire Scotland Act 2005 (as amended) and the supporting regulations as 'relevant premises'.