



LOCAL PLAN PERFORMANCE REPORT FOR EAST LoTHIAN



SCOTTISH
FIRE AND RESCUE SERVICE
Working together for a safer Scotland

Year To Date Report, 1st April, 2014– 31st March, 2015

**Working together
for a safer Scotland**



DISCLAIMER

The figures included in this report are provisional and subject to change as a result of quality assurance and review. The statistics quoted are internal management information published in the interests of transparency and openness. The Scottish government publishes Official Statistics each year which allow for comparisons to be made over longer periods of time.

Please ensure any external partners in receipt of these reports are aware of this.

CONTENTS	PAGE
1 Introduction	3
2 Performance Summary	4
3 Progress on local fire & rescue plan priorities	
<i>Local Risk Management and Preparedness</i>	5
<i>All accidental dwelling fires</i>	7
<i>All fire casualties (fatal & non-fatal (incl. p/c's))</i>	9
<i>All deliberate fires excl. dwellings</i>	11
<i>Special Service - RTCs</i>	13
<i>Special Service Casualties - All</i>	15
<i>False Alarm - Equipment failure</i>	17
4 Appendices	
5 Glossary	

Introduction

This performance report provides information on our prevention, protection and operational response activities within the East Lothian for Quarter 4 of 2014-15 (1st January – 31st March) including information on the year to date.

The Scottish Government provides an overarching vision for public services. This vision supported by 16 National Outcomes, which demonstrate commitment to creating a more successful country, with opportunities for all of Scotland to flourish, through increasing sustainable growth. The Scottish Fire and Rescue Service (SFRS) can make a significant contribution to improving these outcomes for East Lothian by contributing to the Community Planning arrangements across the area.

The national priorities for the SFRS are set out in the Fire and Rescue Framework for Scotland. The SFRS Strategic Plan 2013-2016 outlines how the SFRS will deliver against these priorities and the outcomes against which this delivery can be measured.

The priorities contained within the Local Fire and Rescue Plan for East Lothian 2014-2017 contribute towards the priorities within the East Lothian Plan - Single Outcome Agreement and the Community Safety Strategic Assessment 2012-15.

The aims of the local Fire & Rescue Service in East Lothian are to reduce fire deaths and to reduce injuries from fire and other emergencies in the community. We aim to achieve this by working in partnership, being pro-active and targeting our prevention and protection activities to where they are required, based on evidence.

The Local Fire and Rescue Plan for East Lothian 2014-2017 identifies the following five objectives as the main focus for service delivery locally:

- Priority 1. Reduction of Accidental Dwelling Fires,
- Priority 2. Reduction in Fire Casualties and Fatalities,
- Priority 3. Reduction of Deliberate Fire Setting,
- Priority 4. Reduction in Road Traffic Collisions,
- Priority 5. Reduction of Unwanted Fire Alarm Signals.

Area Manager Alasdair Perry

Local Senior Officer for East Lothian, Midlothian and the Scottish Borders.

alasdair.perry@firescotland.gov.uk

Performance Summary

We measure how well we are meeting our priorities using 6 key indicators, depicted below

Key performance indicator	Apr to (& incl.) Mar					RAG rating
	2010/11	2011/12	2012/13	2013/14	2014/15	YTD
All accidental dwelling fires	81	86	96	81	73	●
All fire casualties (fatal & non-fatal (incl. p/c's))	21	22	14	13	12	●
All deliberate fires excl. dwellings	304	296	143	188	138	●
Special Service - RTCs	39	41	29	48	47	●
Special Service Casualties - All	56	47	24	66	46	●
False Alarm - Equipment failure	496	499	601	587	622	▲

RAG rating - KEY

◆	RED DIAMOND	10% higher than the previous YTD period, or local target not achieved.
▲	YELLOW TRIANGLE	Up to 9% higher than the previous YTD period, or local target not achieved.
●	GREEN CIRCLE	Equal to or improved upon the previous equivalent quarter (or YTD period), or local target achieved.

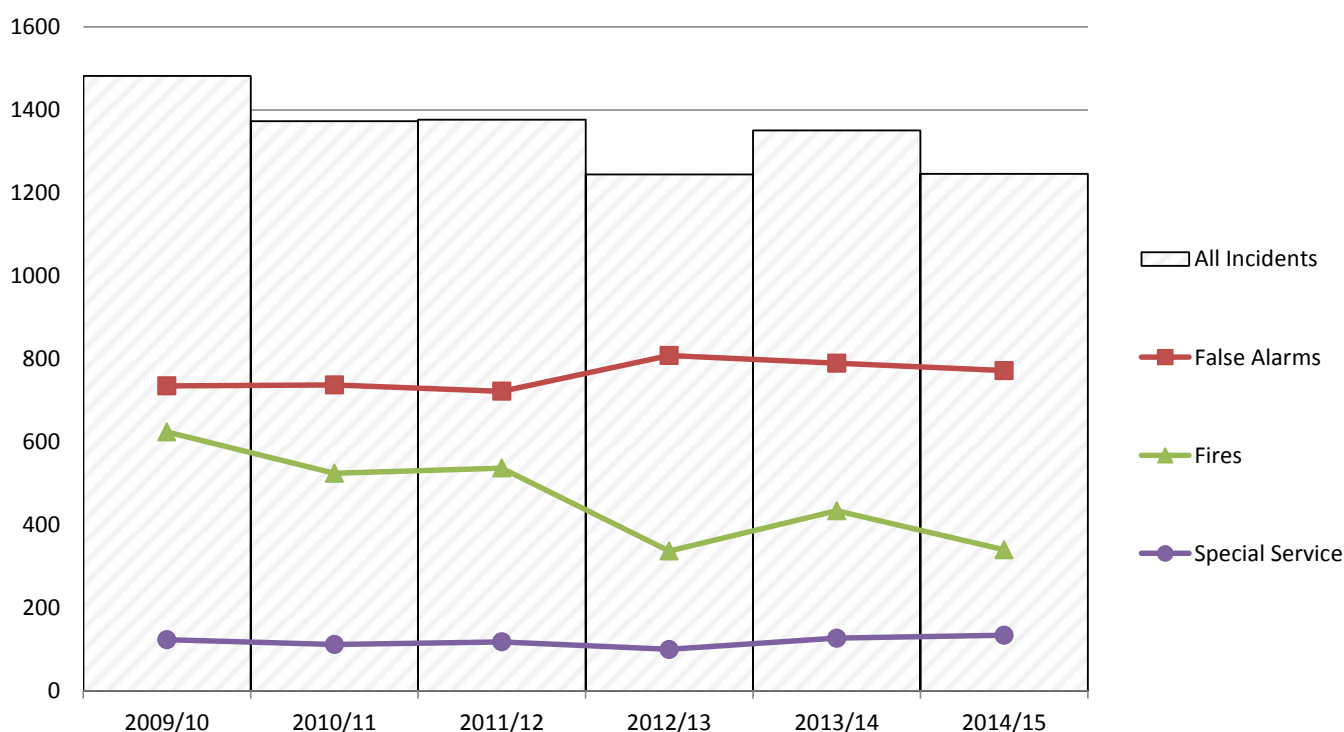
Note

Quarterly comparison RAG Rating = the reporting period compared to the average of the three previous quarterly reporting periods.
 Year to Date RAG Rating = the cumulative total of all quarterly performance in current year compared to cumulative total of all quarterly performance in previous year.

Incident Overview

During the year to date period, SFRS responded to 1,246 incidents in East Lothian, a decrease of 105 (1,351) incidents when compared to the same reporting period last year.

The chart below illustrates incidents YTD attended within East Lothian council over the last 6 fiscal years



Progress on local fire & rescue plan priorities

Local Risk Management and Preparedness

The Service must identify, prioritise and plan to meet the risks in each local community.

We said we would:

- train our staff to deal with our local risks
- gather and analyse risk information
- work with partners to mitigate risks
- deal with major events

Train our staff to deal with our local risks

All of our operational staff undertake routine and risk specific skill acquisition and maintenance training.

Gather and analyse risk information

All of our operational staff gather and analyse local risk information and operational intelligence, used in our preparations to resolve incidents. We conduct Post Incident Debriefs to identify any lessons that can be learned from our preparedness and response to emergency events. We use Urgent Operational Intelligence Briefings to inform our operational staff of any safety critical information.

Work with partners to mitigate risks

We continue to be an active member of the East Local Resilience Partnership. We share information with local authority partners and other key stakeholders (e.g. Police Scotland) to ensure emergency event risks are mitigated.

Deal with major events

There were no major fire events or significant emergency events in this reporting period.

Reduction of 'All accidental dwelling fires'

Accidental dwelling fires can have devastating effects on our community. The SFRS is committed to keeping people safe in their homes. We share information with partners to make sure that the right people get the right information they need, particularly those who are vulnerable due to age, isolation or addiction. Reduction of Accidental Dwelling Fires contributes to the East Lothian Plan - Single Outcome Agreement.

Results

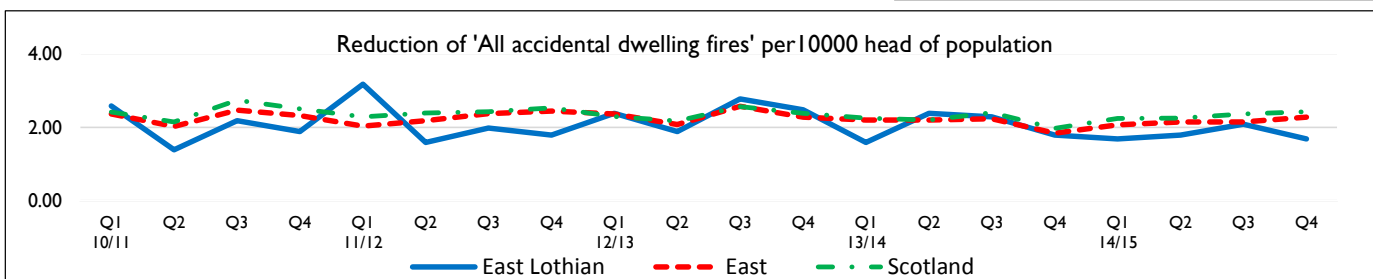
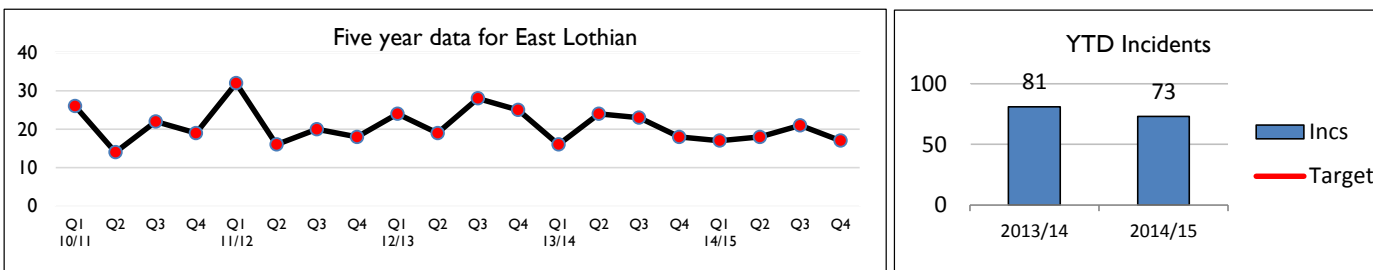
We aim to reduce Accidental Dwelling Fires in East Lothian by contributing towards the SFRS target of 10% reduction per year, over a three-year rolling period. During this quarter, we responded to 17 Accidental Dwelling Fires, which is a reduction of four incidents from the same period last year. The long-term trend based upon incidents/10,000 population is slightly below that of both the Scottish and East Delivery Area trends.

Reasons

It is pleasing that there have been less incidents and that this is the lowest year to date figures over the past 5 years. Of these 17 fires, they occurred mostly in single occupancy households and the main causes were cooking or smoking materials.

Actions

During this reporting period a total of 1,246 Home Fire Safety Visits were carried out and 728 smoke detectors were fitted within East Lothian. Of this total, 246 visits were carried out in premises deemed as being 'high risk'. A number of initiatives and events aimed at reducing accidental dwelling fires were conducted. We have introduced a 'Post Domestic Incident Response' policy, which provides a clear framework ensuring that engagement activity is completed in a structured and appropriate manner following incidents. This will contribute to ensuring further incidents are prevented. Appendix I provides further details on our prevention activities in relation to



YTD ward ave. for East Lothian - 12	2010/11	2011/12	2012/13	2013/14	2014/15	Sparklines
East Lothian	81	86	96	81	73	
Musselburgh West	12	9	13	9	10	
Musselburgh East and Carberry	12	17	12	16	8	
Preston/Seton/Gosford	14	12	17	9	6	
Fa'side	9	15	15	16	10	
North Berwick Coastal	8	9	12	8	10	
Haddington and Lammermuir	14	13	8	13	14	
Dunbar and East Linton	12	11	19	10	15	

Reduction of 'All fire casualties (fatal & non-fatal (incl. p/c's))'

Fire casualty and fatality rates provide an indication of the amount of serious, life-threatening injuries that occur due to fire. This can indicate not only the success of SFRS in reducing the number of life risk fires through community fire safety and similar activities, but also their success in response activity in saving lives.

Results

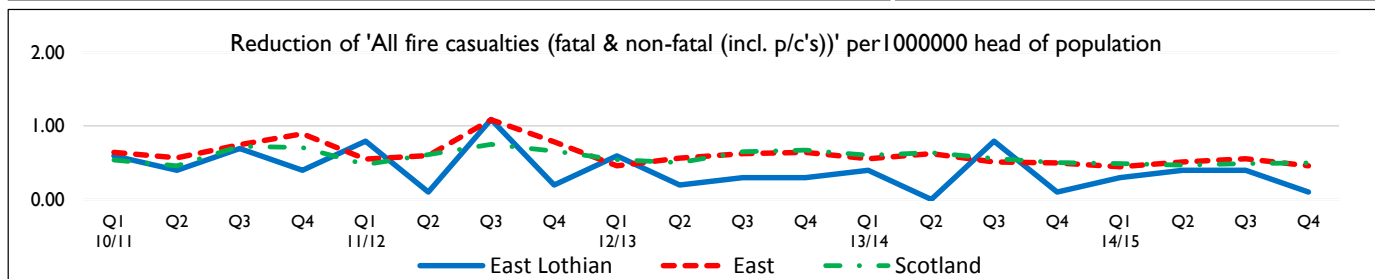
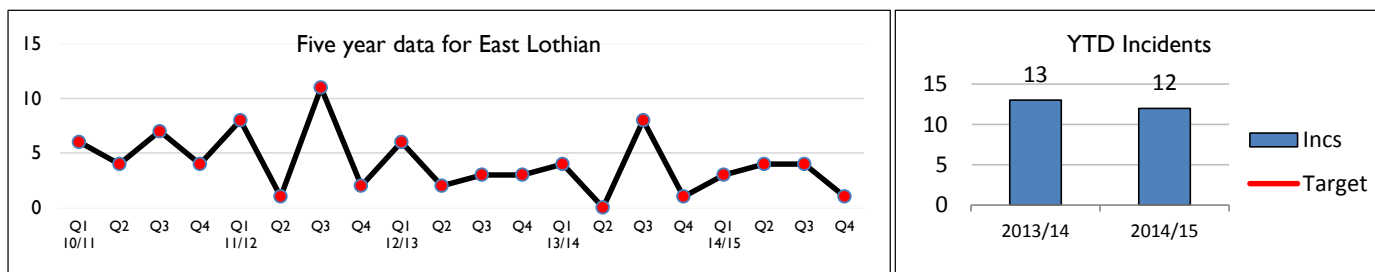
There were no reported Fire fatalities in the reporting period. We aim to reduce Fire Casualties in East Lothian each per year, which contributes towards the SFRS target of reducing Fire Casualties by 5% per year, over a three-year rolling period. In this reporting period, SFRS dealt with 1 casualty due to a fire. This is the same number from the same period last year and the least amount of casualties, year to date for the last 5 years. The long-term trend based upon casualties/10,000 population shows a significant reduction and is below the Scottish and East delivery area trendline.

Reasons

Historically East Lothian has had low numbers of casualties from fires and it is pleasing that trend is continuing to reduce. The casualty who was rescued as a result of fire all had early warning due to the presence of smoke detectors and as a result suffered minor smoke inhalation which required limited treatment from the products of smoke.

Actions

During this reporting period, 1,246 Home Fire Safety Visits were carried out and 728 smoke detectors were fitted within East Lothian. Of this total, 246 visits were carried out in premises deemed as being 'high risk'. In addition, we continue to work with our partners particularly East Lothian Council, social work and NHS to target those most vulnerable and at risk from fire.



YTD ward ave. for - 3	2010/11	2011/12	2012/13	2013/14	2014/15	Sparklines
East Lothian	21	22	14	13	12	
Musselburgh West	3	3	1	0	3	
Musselburgh East and Carberry	5	5	4	0	1	
Preston/Seton/Gosford	3	2	3	2	1	
Fa'side	4	7	3	2	0	
North Berwick Coastal	0	0	0	0	2	
Haddington and Lammermuir	4	4	0	4	3	
Dunbar and East Linton	2	1	3	5	2	

Reduction of 'All deliberate fires excl. dwellings'

Although deliberate fire setting is not a significant problem for the SFRS in East Lothian there is a close link between deliberate secondary fires and other forms of anti-social behaviour. In the main, deliberate fires are secondary fires categorised into refuse/bins, grassland or derelict buildings incidents. Reduction of Deliberate Fire Setting contributes to the East Lothian Plan Single Outcome Agreement.

Results

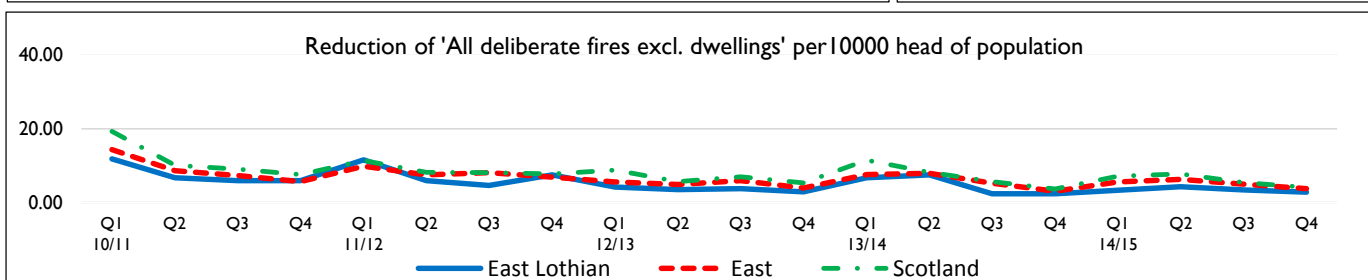
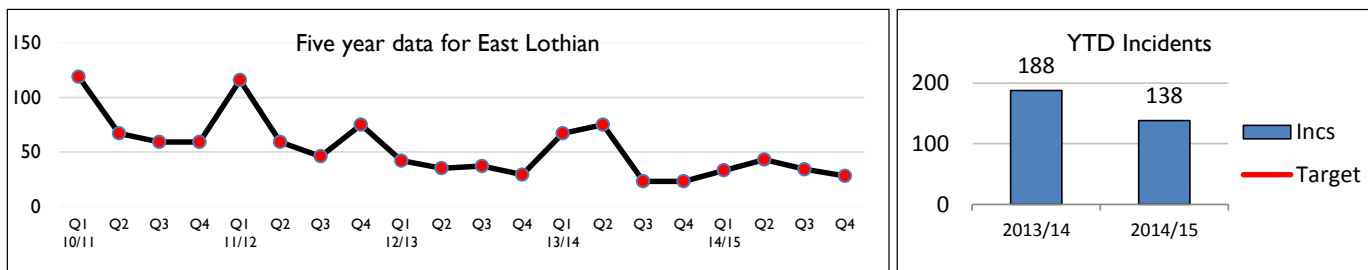
There were 28 deliberate fires during this reporting period, an increase of 5 on the same period as last year. The wards most likely to suffer from this type of fire are Musselburgh, Preston/Seton/Gosford and Fa'side. The long-term trend based upon Deliberate Fire Setting /10,000 population shows a significant reduction being the best of the last 5 years and is below the Scottish and East delivery area trendline.

Reasons

Nearly 90% of the incidents attended during this reporting period were 'deliberate secondary fires' and of these 35% involved refuse/bins as the fuel, nearly 60% involved vegetation or scrubland.

Actions

We continue to focus our attention to the areas where this is an issue in terms of communication and education. We are an active member of the Tasking and Coordinating Group and work closely with partners to keep the community safe and reduce the impact of such incidents. It is pleasing to see that the year to date figures show this type of incident has reduced by more than 55% in the last 5 years.



YTD ward ave. for - 43	2010/11	2011/12	2012/13	2013/14	2014/15	Sparklines
East Lothian	304	296	143	188	138	
Musselburgh West	27	42	32	26	22	
Musselburgh East and Carberry	102	120	39	52	35	
Preston/Seton/Gosford	43	37	32	40	23	
Fa'side	94	52	20	42	40	
North Berwick Coastal	10	8	6	2	3	
Haddington and Lammermuir	17	20	4	11	9	
Dunbar and East Linton	11	17	10	15	6	

Reduction of 'Special Service - RTCs'

While much of this risk is out with the control of SFRS, responding to Non-Fire Emergencies such as Road Traffic Collisions is a key part of our intervention activities. The SFRS is committed to working with partners and other stakeholders to drive continuous improvement in this area. Reduction of Casualties from Non-Fire Emergencies contributes to the East Lothian Plan Single Outcome Agreement, number of people killed or seriously injured in road accidents.

Results

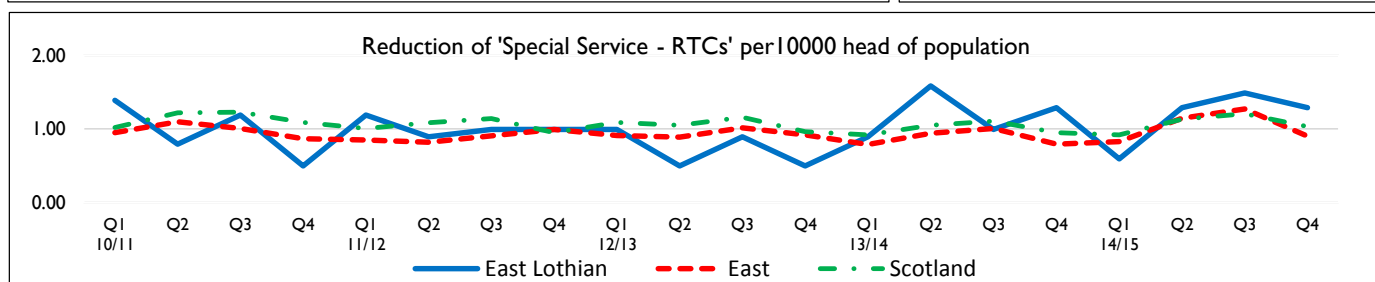
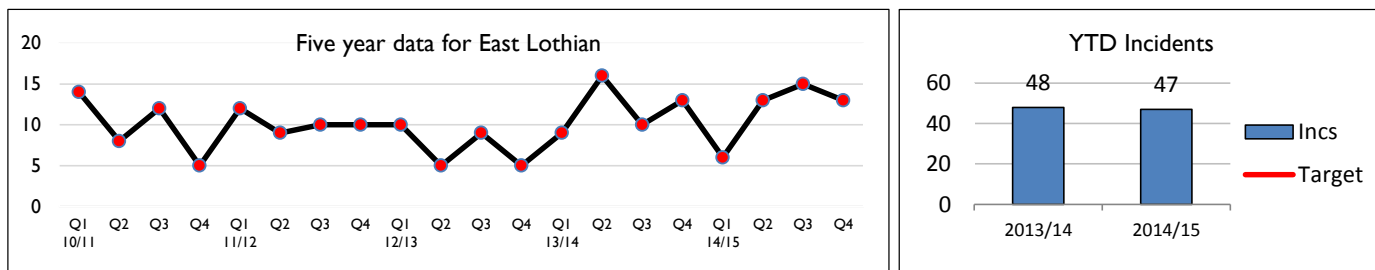
We attended 13 Road Traffic Collisions during this period; this is the same number as the same period last year. The yearly figure of 47 is the second highest in last 5 years and per 10,000 head of population East Lothian is above the Scottish and East delivery area trend.

Reasons

The SFRS only attend those RTC's they are requested to attend this number does not reflect the total number within East Lothian.

Actions

The SFRS is a member of a multi-agency approach to reducing Road Traffic Collision's and the associated casualties and fatalities. The continued delivery of Tomorrow's Driver programme targeting young people is an excellent partnership approach to reducing road traffic collisions.



YTD ward ave. for - 6	2010/11	2011/12	2012/13	2013/14	2014/15	Sparklines
East Lothian	39	41	29	48	47	
Musselburgh West	1	6	4	4	8	
Musselburgh East and Carberry	5	6	2	5	9	
Preston/Seton/Gosford	7	3	5	7	6	
Fa'side	9	9	4	6	12	
North Berwick Coastal	1	6	3	9	1	
Haddington and Lammermuir	9	4	5	7	2	
Dunbar and East Linton	7	7	6	10	9	

Reduction of 'Special Service Casualties - All'

While much of this risk is out with the control of SFRS, responding to Non-Fire Emergencies is a key part of our intervention activities. The SFRS is committed to working with partners and other stakeholders to drive continuous improvement in this area. Reduction of Casualties from Non-Fire Emergencies contributes to the East Lothian Plan Single Outcome Agreement.

Results

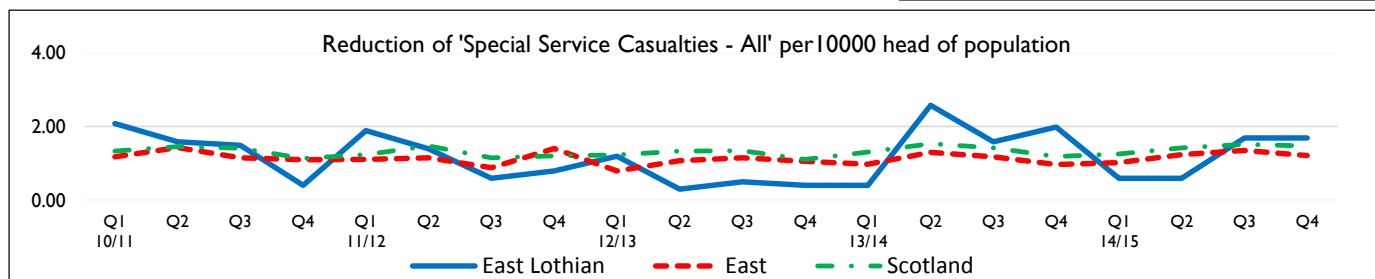
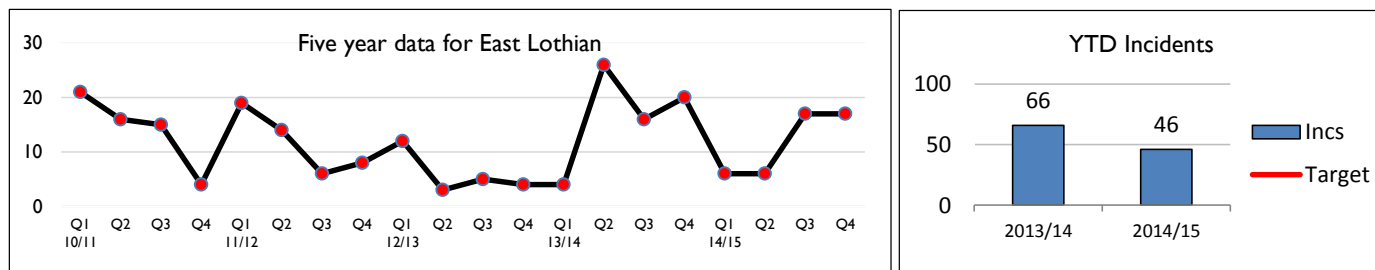
We attended to 46 casualties from non-fire emergencies in East Lothian three of which were fatal. Of this number, 33 related to RTC's and 13 were other special service incidents. This is a decrease of 20 casualties and 2 fatalities when compared to last year. The year to date number is an average figure compared to the last 5 years and the trend per 10,000 head of population is above the Scottish average.

Reasons

The increase is mainly due to the SFRS assisting with medical emergencies as co or first responders. This number may continue to increase as casualties from this type of incident accounted for almost 40% of the total figure. The three fatalities were co responder incidents.

Actions

The SFRS is a member of a multi-agency approach to reducing Road Traffic Collision's and the associated casualties and fatalities. The continued delivery of Tomorrow's Driver programme targeting young people is an excellent partnership approach to reducing road traffic collisions. We will also continue to respond to the communities needs in terms of other non-fire emergencies.



YTD ward ave. for - 8	2010/11	2011/12	2012/13	2013/14	2014/15	Sparklines
East Lothian	56	47	24	66	46	
Musselburgh West	2	2	4	8	10	
Musselburgh East and Carberry	5	9	4	4	8	
Preston/Seton/Gosford	9	4	2	3	4	
Fa'side	14	7	3	1	6	
North Berwick Coastal	4	17	3	9	3	
Haddington and Lammermuir	12	4	2	16	10	
Dunbar and East Linton	10	4	6	25	5	

Reduction of 'False Alarm - Equipment failure'

Unwanted Fire Alarm Signals (UFAS) are defined as incidents where an automated fire alarm system activates and results in the mobilisation of SFRS resources, when the reason for that alarm turns out to be connected with faulty or defective alarm equipment. The SFRS is committed to working with partners and other stakeholders to reduce Unwanted Fire Alarm Signals.

Results

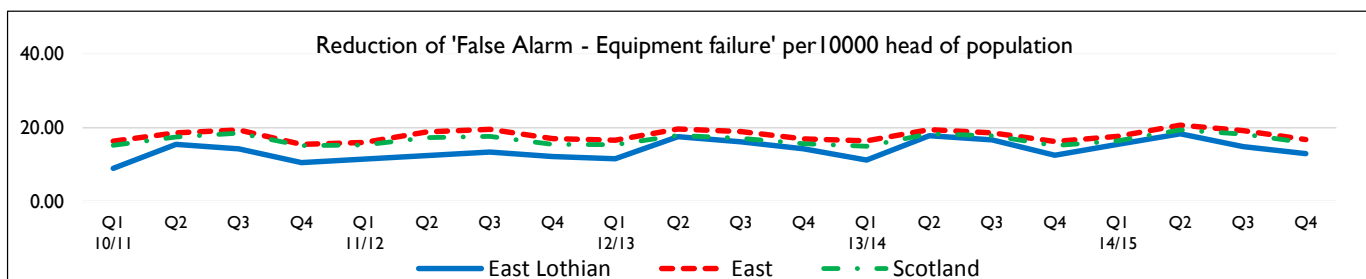
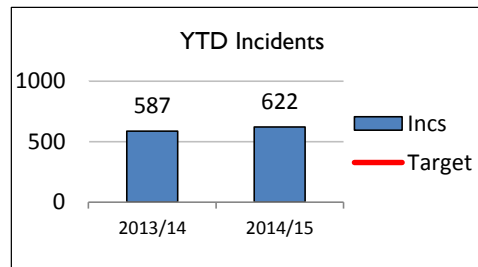
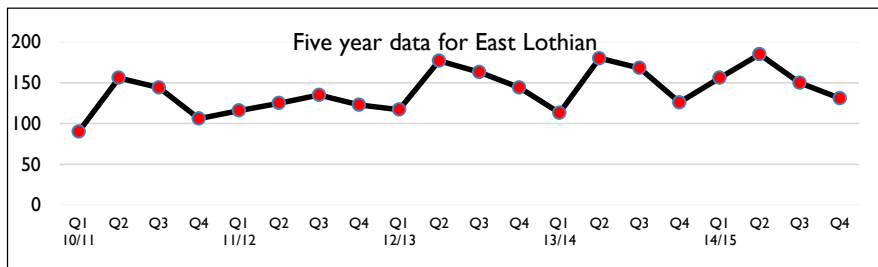
SFRS attended 131 UFAS incidents during this reporting period, which is an increase of 5 for the same period last year. Although East Lothian trendline is below that of Scotland and the East delivery area, the year to date figure is steadily increasing and at 622, it is the highest in the last 5 years.

Reasons

We attended 131 UFAS incidents in total during this reporting period, 76% were unwanted and caused by failure within the fire alarm system. The rest were a combination of good intent calls with a very small number of malicious calls.

Actions

We continue to monitor UFAS calls and our Fire Safety Enforcement Officers work closely with premises to reduce further UFAS incidents. This includes discussing technological, procedural and management solutions in order to prevent future UFAS incidents.



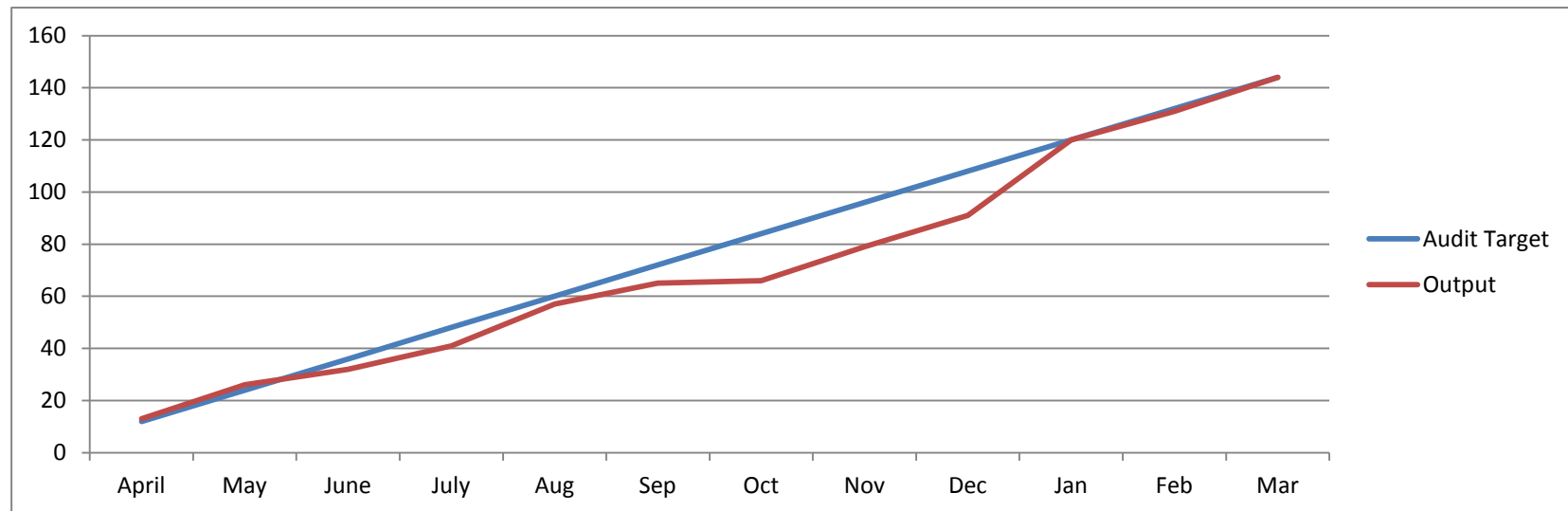
YTD ward ave. for - 71	2010/11	2011/12	2012/13	2013/14	2014/15	Sparklines
East Lothian	496	499	601	587	622	
Musselburgh West	103	87	111	100	85	
Musselburgh East and Carberry	112	98	102	95	120	
Preston/Seton/Gosford	59	67	79	63	65	
Fa'side	53	57	68	68	82	
North Berwick Coastal	50	72	85	87	73	
Haddington and Lammermuir	82	72	111	100	122	
Dunbar and East Linton	37	46	45	74	75	

Appendix 1 - Prevention & Protection Activities

Fire Safety Enforcement Audits

The figures represent the audit workloads delivered by the East Lothian Fire Safety Enforcement Officer (FSEO). Following the Scottish Fire and Rescue Service (SFRS) Enforcement Framework, local deployment ensures compliance for relevant premises in terms of the Fire Scotland Act (2005) and associated Fire Safety Regulations. This quarter has seen targets exceeded with annual target being achieved. In light of the loss of staff in October and the reduced output during this period, the new appointee to the post has done an excellent job in achieving end of year target.

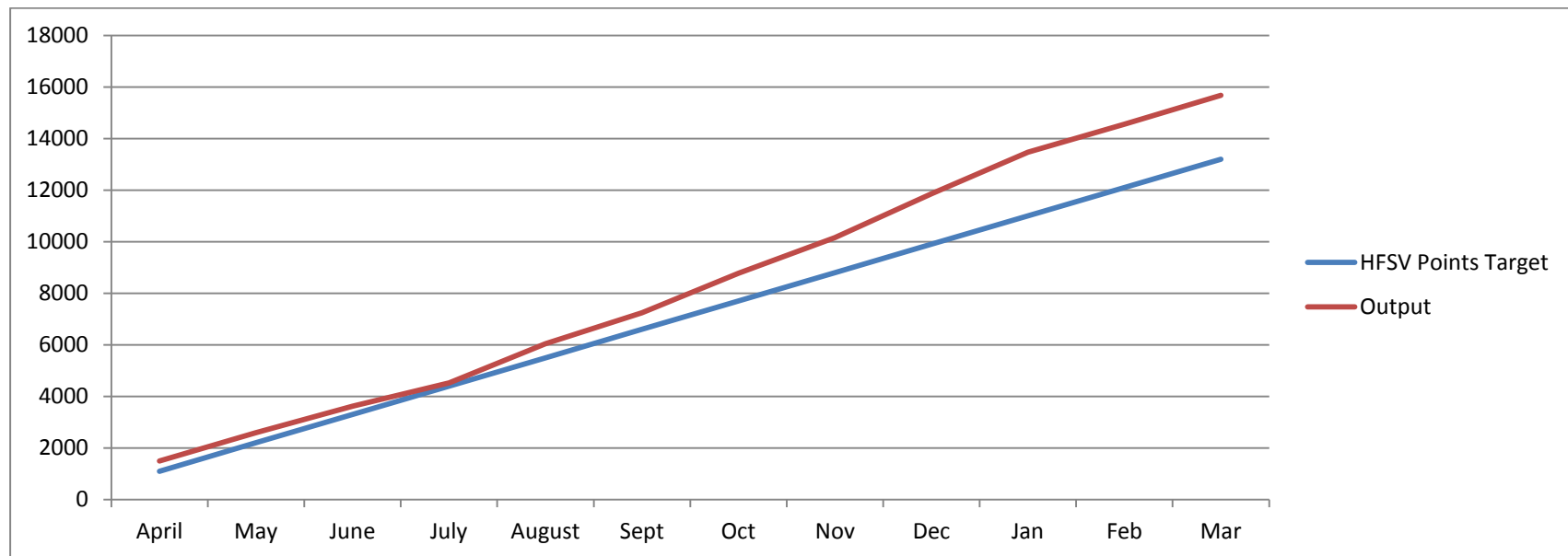
	Apr	May	Jun	Jul	Aug	Sept	Oct	Nov	Dec	Jan	Feb	Mar	Total
Target:	12	24	36	48	60	72	84	96	108	120	132	144	144
Completed:	13	26	32	41	57	65	66	79	91	114	131	144	144



Home Fire Safety Visits

The delivery of Home Fire Safety Visits (HFSVs) is the corner stone of the SFRS Community Safety Engagement Framework. By visiting households and providing fire safety advice and smoke alarms the numbers of dwelling fires and casualties will be reduced. To target the highest risk households across East Lothian, a points allocation based on risk and associated target has been set (24 points per high, 8 per medium, 4 per low risk visit). This will ensure valuable resources are put to use with greatest effect. This quarter has seen us maintain our points total ahead of target and the annual target exceeded.

	Apr	May	Jun	Jul	Aug	Sept	Oct	Nov	Dec	Jan	Feb	Mar	Total
Target	1100	2200	3300	4400	5500	6600	7700	8800	9900	11000	12100	13200	12300
Completed	1500	2588	3620	4524	6040	7248	8780	10156	11864	13468	14552	15676	15676



Total Number Of Home Fire Safety Visits By Risk Category

	Apr	May	Jun	Jul	Aug	Sept	Oct	Nov	Dec	Jan	Feb	Mar
High	45	30	34	27	41	29	40	38	52	40	35	27
Medium	56	44	39	28	60	59	64	59	54	57	40	59
Low	21	14	18	13	20	23	23	16	8	25	16	16

Community Safety Engagement

ACTIVITY	EAST LoTHIAN
Enhanced Home Safety Visits (No. of households/occupiers visited)	15
Visits to Schools	12
Nursery Visits	3
Youth Programmes (No. of Programmes)	2
Youth Programmes (No. of youths attending)	16
Road Safety Education (No. of Programmes)*	0
Road Safety Education (number of pupils)*	0
Fire setters Intervention Programme (No. of sessions with youths)**	0
Community Safety Talks / Attendance at Community Events***	36
Risk Factory (number of visiting schools from East Lothian)	6
Risk Factory (number of visiting pupils from East Lothian)	210
Fire Safety Inspections (CGA) in Tenement Stairs	0

*No road safety events scheduled to run in Q4.

** A one-to-one counselling session with a young person to discuss the consequences of being involved in wilful fire raising.

***Comprises non-school events including: appliance visits to community groups (fetes, galas etc); group visits to fire stations; specific campaigns (Stair Aware, Cooking Safety, etc); and Community Fire-fighter talks/stall events.

Partnership Working

During the last quarter there were 4 Cooldown Crew Courses held in East Lothian (EL). The Schools where the pupils attended were from Ross High, Dunbar and Knox Academy. There were 24 pupils from these 3 schools who attended this course with the vast majority of them completing the course. This multi-agency approach enables the Scottish Fire and Rescue Service (SFRS) to assist with achieving outcome seven of the East Lothian Plan Single Outcome Agreement.

A database of over 15,000 lone occupants has been created to identify, as set out in the Local fire and Rescue Plan for EL 2014 -2017, the most vulnerable members of our communities. This significant piece of work should assist operational crews to identify and target Home Fire Safety Visits to suit the needs of individuals in communities within EL.

The new EL Local Authority Liaison Officer (LALO) has attended several Multi Agency risk Assessment Conferences (MARAC) held at Brunton Hall which has led to, and in direct partnership working with other agencies, Enhanced Home Fire Safety Visits (EHFSV) to improve the safety of vulnerable lone individuals, as set out in the Local Fire and Rescue Plan for EL 2014 -2017

The EL LALO along with the EL CFF have attended and given input to the weekly TAC at the George Johnstone Centre. This has assisted in helping to inform members from other agencies of certain blue light Operational activities within EL and called upon for agency assistance where and when required if resources permitted. It has also been a chance to feedback to the members of the TAC about Youth Engagement initiatives that have been delivered throughout EL.

There has been 16 inter agency referrals undertaken which has mostly involved EHSV during this period. This multi-agency approach gives an increased awareness in respect of fire safety and home safety, to vulnerable occupants, to significantly reduce the risk of fire to the occupants.

As part of a joint initiative between agencies of the EL TAC and the SFRS, 6 Schools were visited around the Prestonpans area of EL. This initiative involved a CFF delivering in conjunction with Police Scotland, an awareness of the dangers associated with derelict buildings. Some of the topics covered were wilful fire raising and the impact upon the SFRS, the fragile nature of asbestos cement roofs and the danger posed by the fragmented sections of these broken roof pieces . Weil's disease, exposed utility service tunnels, the unguarded small electrical substation, pigeon droppings and the general Anti-social Behaviour associated with youths involved in derelict buildings was also discussed.

Five educational talks were delivered to both registered Child-minders and Child-minders applying for registration, who intend using their home for the purposes of Child minding. This legislative work contributes to achieving East Lothian Plan Single Outcome Agreement, outcome four and seven. The talks were delivered, to enable the Child-minders to have an understanding of their need to comply with Fire Safety Law (Fire (Scotland) Act 2005 (as amended)) and their requirement to provide fire precautions within their home to protect the occupants from both the effects of fire and smoke. The talks also emphasised the point of undertaking a Fire Safety Risk Assessment, regular testing and maintenance of fire systems and any associated equipment within their home. Further information was provided to them in the shape of the "Fire Precautions in Domestic child-minding Premises" document provided by the Chief Fire Officers Association, the Care Inspectorate and the Scottish child minding Association.

In March, members of the SFRS Community Action Team from EL attended Fire Setters Policy Training in Dunfermline. This training contributes to achieving East Lothian Plan Single Outcome Agreement, outcome four and seven. The training session which lasted for approximately 3 hours was targeted towards Fire setter Advisors and relevant Managers, and focused on all new procedures with an emphasis on the requirements of the Children and Young People (Scotland) Act 2014. The Act has created new systems to support children and young people and to help identify any problems at an early stage, rather than waiting until a child or young person reaches crisis point. Furthermore, it places a duty on public bodies such as Local Authorities, SFRS and Health Boards/Police Scotland to report every three years on what they have done to improve the rights of children and young people.