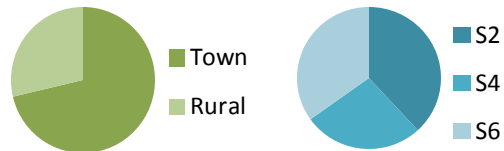


Pupil Survey – Overview of Results

During the student surveys carried out by the Area Partnership Pupil Representatives at Knox Academy, participants answered a number of questions regarding how they accessed services, the facilities they used, their opinions of public transport, and how safe they felt where they lived. This is a brief summary of the findings.

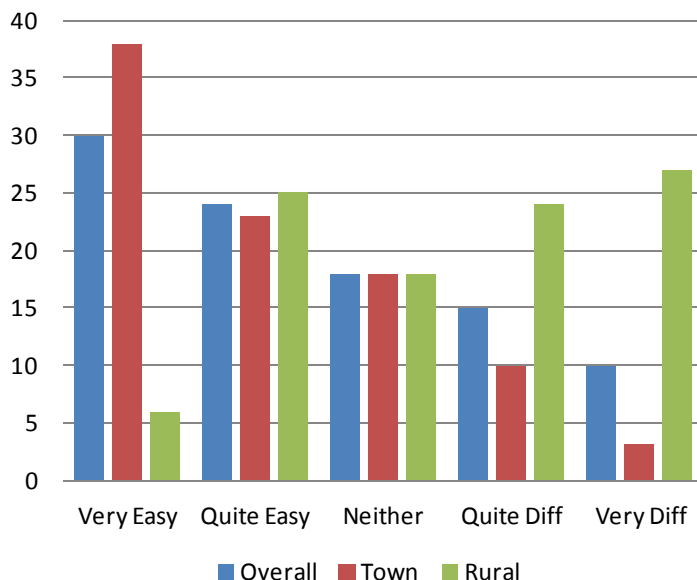
Participants - 96

Town	Rural	S2	S4	S6	(Blank)
67	27	35	25	32	(4)



Q1: How easy is it to access these services where you live?

All Services (%)



Q1: How Easy is it to Access these Services Where You Live

Services	Overall (96)			
	Very Easy	Quite Easy	Quite Diff	Very Diff
<i>Shops</i>	52	24	12	4
<i>Doctors</i>	39	29	9	5
<i>Sports Facilities</i>	34	26	12	9
<i>Library</i>	34	24	10	9
<i>Skate Park</i>	26	18	21	11
<i>After Scl Activities</i>	24	29	16	6
<i>Jobs</i>	13	20	14	12
<i>Music Venue</i>	10	17	22	20
Average %	30	24	15	10

54% of pupils overall answered that it was 'Very Easy' or 'Quite Easy' to access the services. However this drops to 31% for rural pupils. 1 in 4 pupils answered that it was 'Quite Difficult' or 'Very Difficult' to access services – mostly from rural areas.

Pupils tended to say that it was easy to access facilities such as Shops, Doctors, Sports Facilities and the Library, and more difficult to access a Skate Park, Jobs and Music Venues.

Q2: How could accessing these services be improved?

Town

S2: "Make some stuff for Gateside and make 3G free and open all the time"

S4: "Advertise open jobs and other facilities"

S6: "Work schemes between senior pupils and local small businesses could be set up so the pupils can benefit from experience and the employer can be assured the pupil will be punctual as the school is involved."

Rural

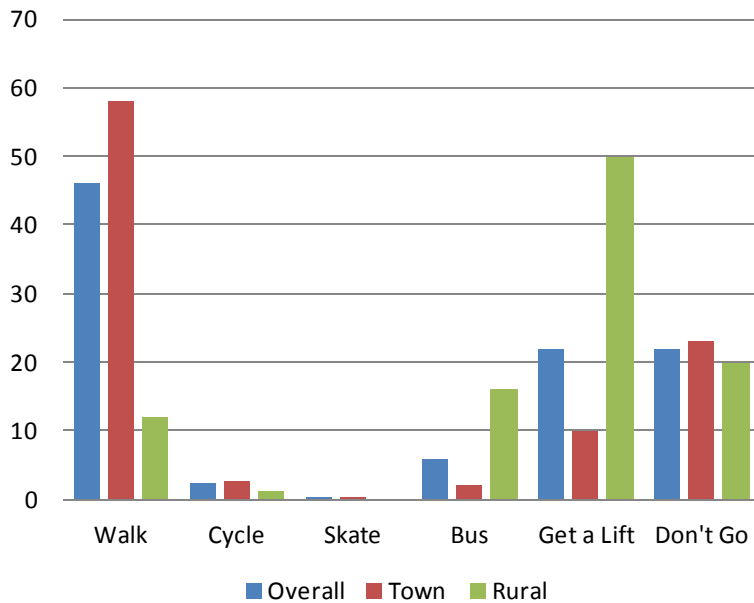
S2: “More busses and more regular. Build a skate park or a sport hall.”

S4: “If the bus going out to East Saltoun came more frequently”

S6: “More buses/public transport to and from Gifford. At the moment it’s too expensive and really unreliable.”

Q3: How do you usually get to and from these services/facilities?

All Services (%)



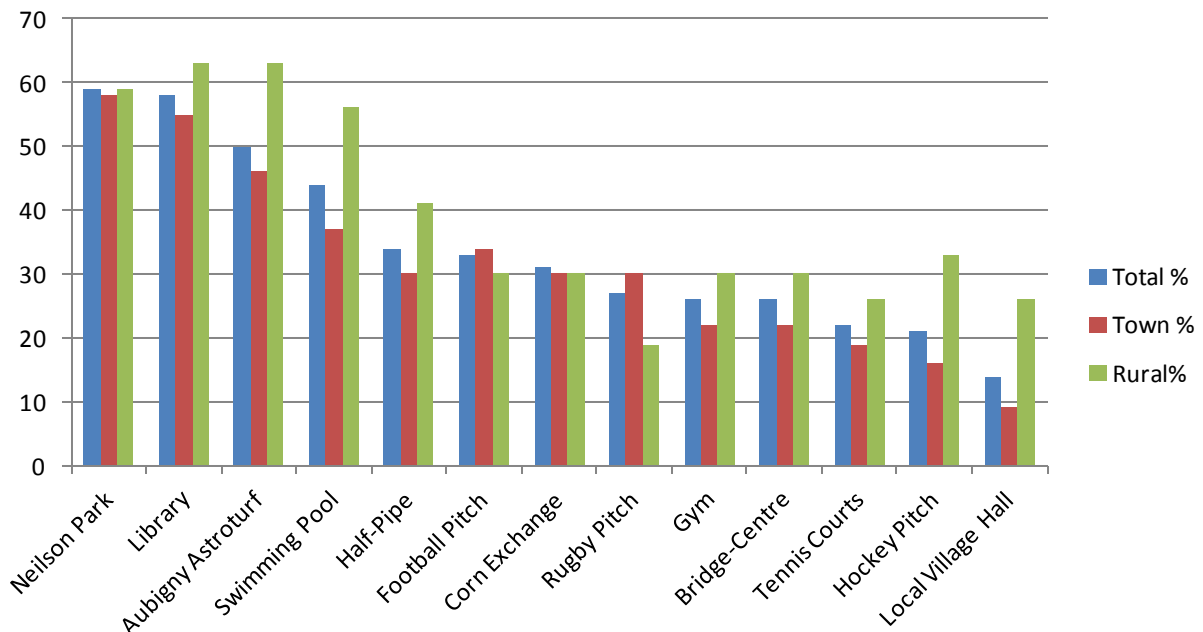
Active transport accounts for 64% of trips pupils made to a range of services in the ward while car and bus transport accounts for 36% of these trips.

Cycling only accounts for a very small amount of trips, and there is a significant difference between modes of transport in urban and rural areas.

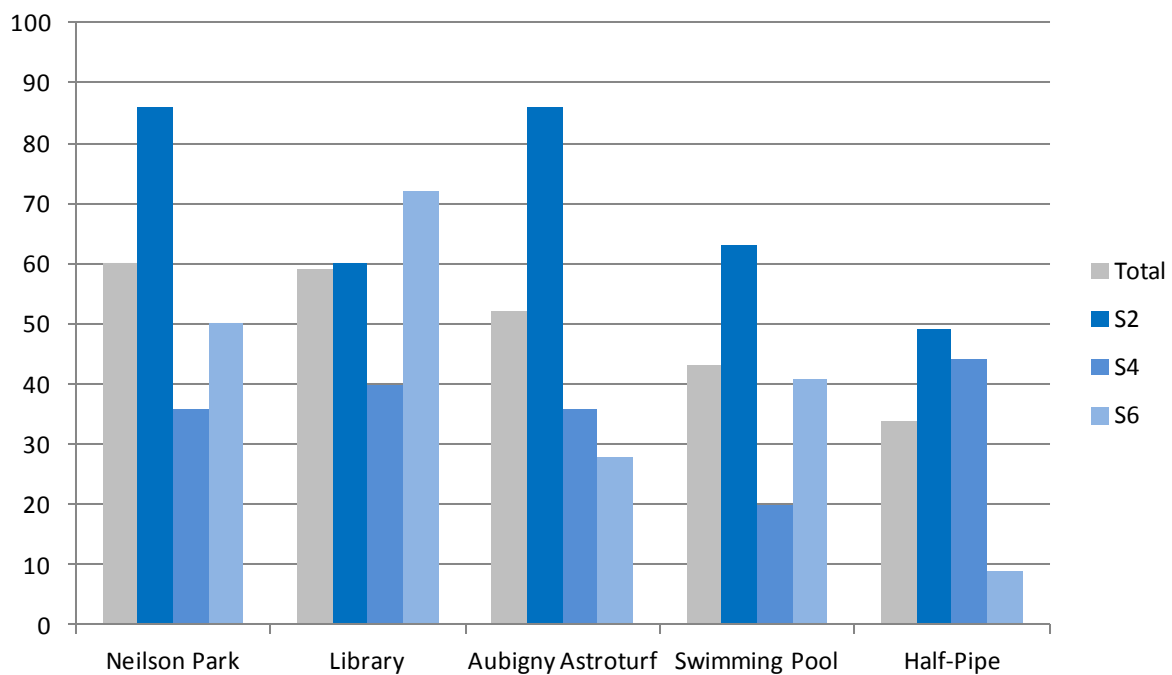
One reason why young people are unlikely to cycle within Haddington, might be that walking is more social, and most places are within walking distance. It has also been suggested that cycling to school might mean you get a ‘slagging’ from your classmates, and there are concerns about bike security due to vandalism in the past.

Young people from rural areas may be especially unlikely to cycle due to a lack of safe and accessible cycle routes.

Q4: Which of these have you used visited in the last 3 months?



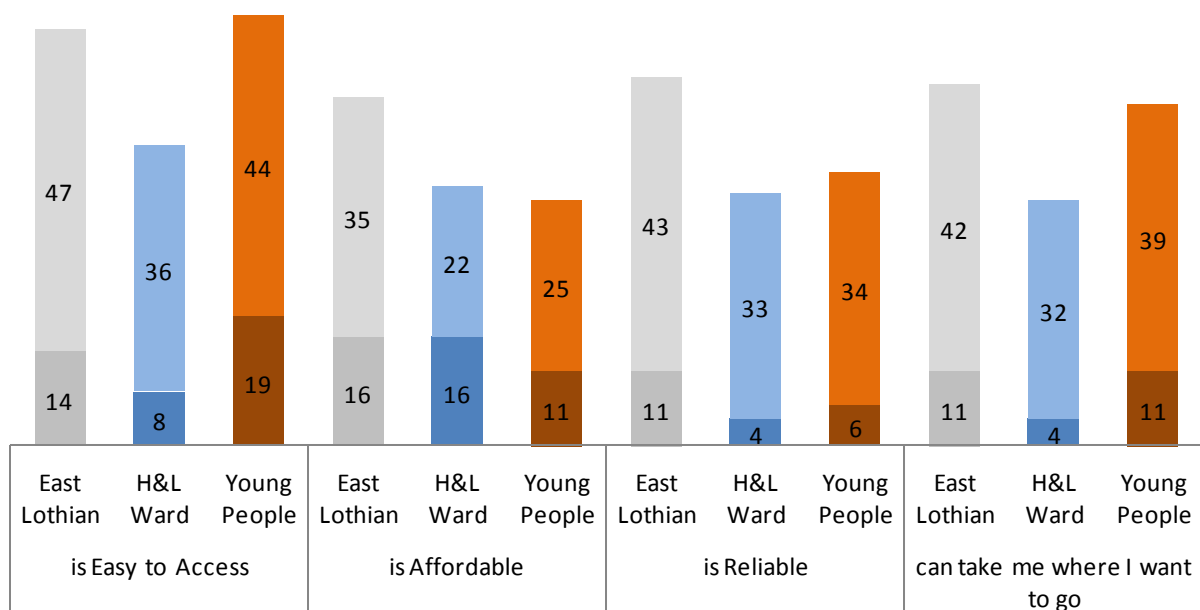
Among the best used facilities in the ward are: Neilson Park, the Library, Aubigny Astro turf and the Swimming pool, as well as the Half-Pipe. Pupils from rural areas were consistently more likely to state that they had visited a number of facilities within the last three months. This may be down to young people from Haddington having a tendency to take these facilities for granted, as they are much easier to access.



Broken down by age, we see a big difference in the facilities used by different age groups. Further it appears that S2s are the most likely age group to visit many facilities, while S4s are the least likely.

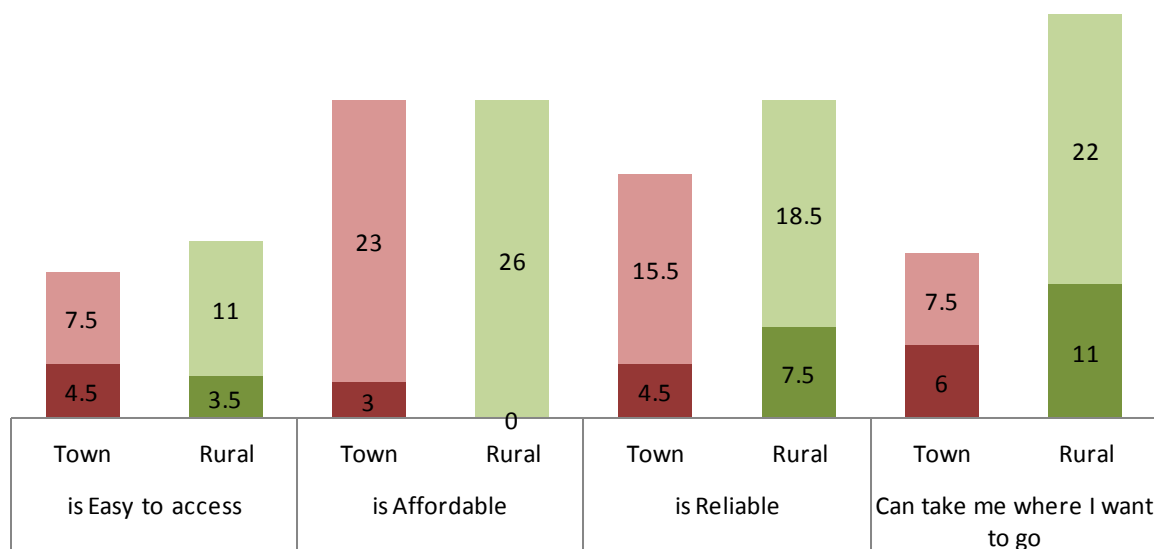
Q5: To what extent do you agree with these statements?

Perceptions of Public Transport in East Lothian (% Agree/ Strongly Agree)



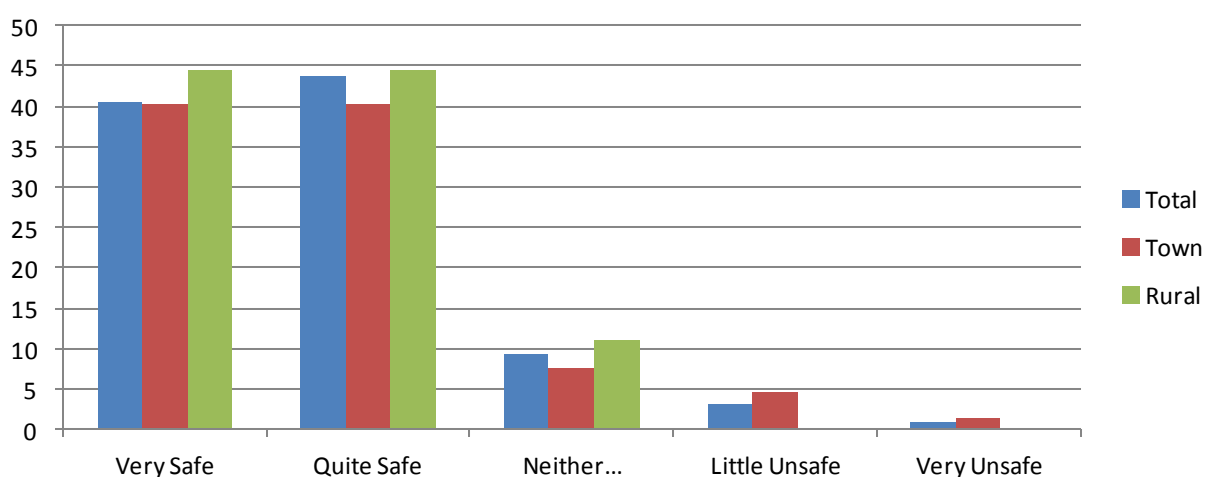
Pupils tended to be more likely to agree with these statements than adults from the ward who took part in the household survey in 2012. This may be due to young people having a more thorough understanding of public transport throughout the county, as a service they are more reliant on than adults. However it is clear that adults and young people both consider the cost of Public Transport a significant issue.

Perceptions of Public Transport in East Lothian (% Disagree/ Strongly Disagree)



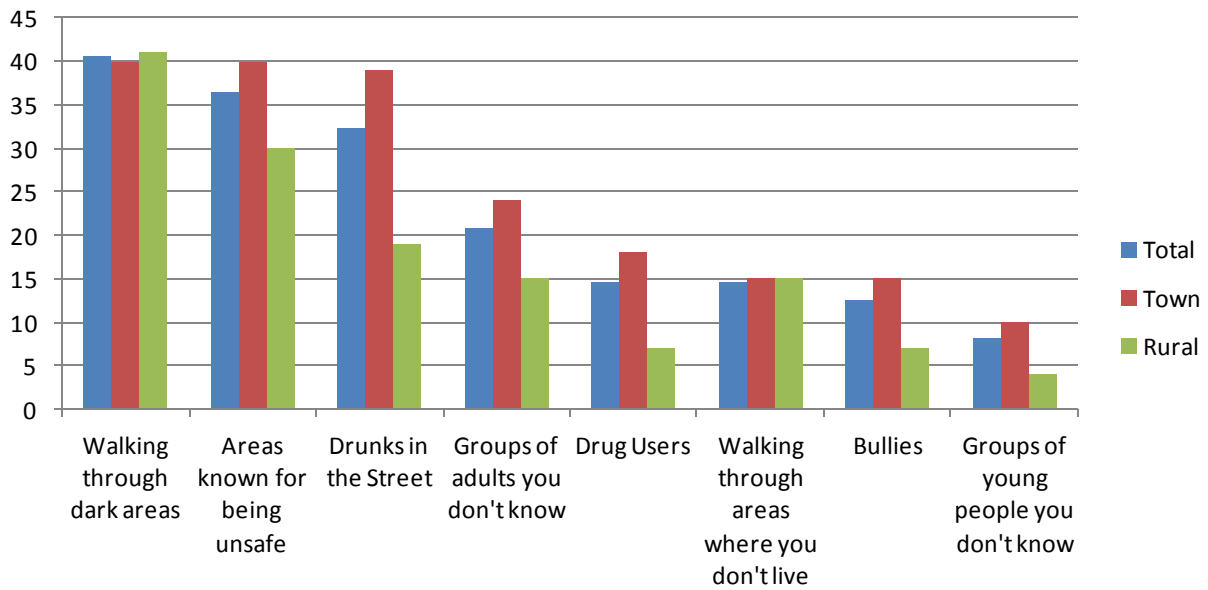
Pupils were consistently more likely to agree than disagree with these statements. The degree to which pupils from urban and rural areas agreed with the statements was roughly equivalent, though pupils from rural areas were more likely to disagree that public transport in the county is easy to access or reliable, and much more likely to disagree that it can take them where they want to go.

Q6: How Safe or Unsafe do you feel in your local neighbourhood?



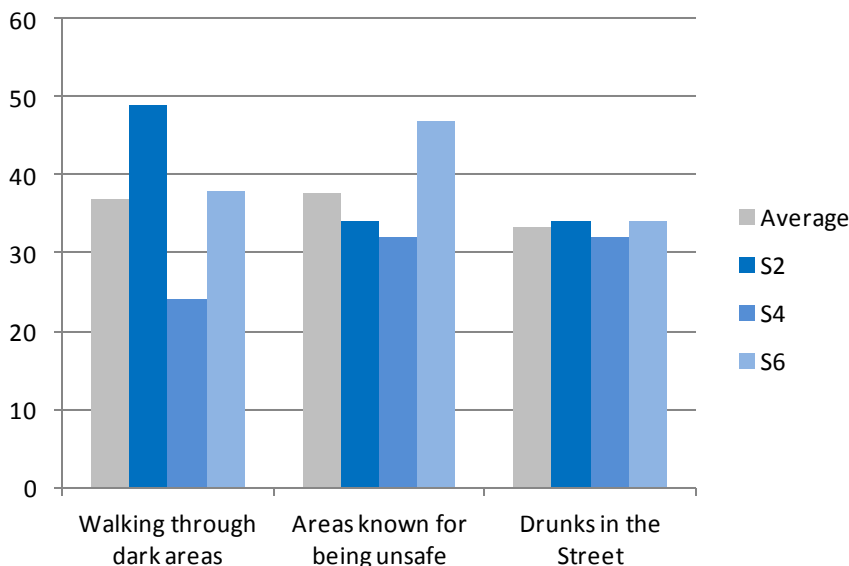
Roughly 85% of pupils across the ward said they felt 'Very Safe' or 'Quite Safe' in their local neighbourhood. A minority of pupils from within Haddington answered that they felt either 'a little unsafe' or 'very unsafe' in their local area. No pupils from rural areas gave these answers.

Q7: What makes you feel unsafe in your local area?



The most common causes for feeling unsafe were 'Walking through dark areas', 'Areas known for being unsafe', and 'Drunks in the street'. Pupils from urban areas were more likely to present causes for feeling unsafe than pupils from rural areas, excepting 'Walking through dark areas', and 'Walking through areas where you don't live'.

Top 3 Reasons for Feeling Unsafe Divided by Age (%)



S2 pupils are most likely to cite 'Walking through dark areas' as a reason for being unsafe, while S6s are most likely to cite 'Areas known for being unsafe'. All age groups were equivalent in the amount they cited 'Drunks in the Street' as a reason for being unsafe.

Anything else that makes you feel unsafe in your local area?

Town

S2: 3 responses: Dogs, Drunk neighbours, Drug users

S4: 1 response: Drug users

Rural

S2: *"People who are fresh out of jail being put in houses up the top of Gifford"*

S4: *"Fast cars going round country roads while I'm walking back from the closest bus stop that takes me into Edinburgh which is in Easter Pencaitland. The walk from the bus stop to my house is very dangerous."*

S6: *"No streetlights or path alongside the road."*

Q8: What would most improve young people's quality of life where you live?

Town

S2: *"More sports facilities near my house"; "Somewhere we go to eat our lunch when its raining and more traffic lights"; "More places for youths to hang out eg: we got kicked out of Neilson at lunch, so a place we would be allowed."*

S4: *"A new skate park!! With comfy seats and a shelter"; "Try to get better at finding drug users and move them away from villages with children";*

S6: *"Train station! More young people's clothes shop"; "Raise minimum wage decrease cost of using facilities"; "great sense of community"*

Rural

S2: *"More things to do, somewhere decent to go out"; "A place that we can hang out cause we were kicked out of Neilson"*

S4: *"Somewhere we could go that open late and has a central location"; "Better swimming pool"; "More busses that can get us out of there more!"*

S6: *"More access to getting places"*