

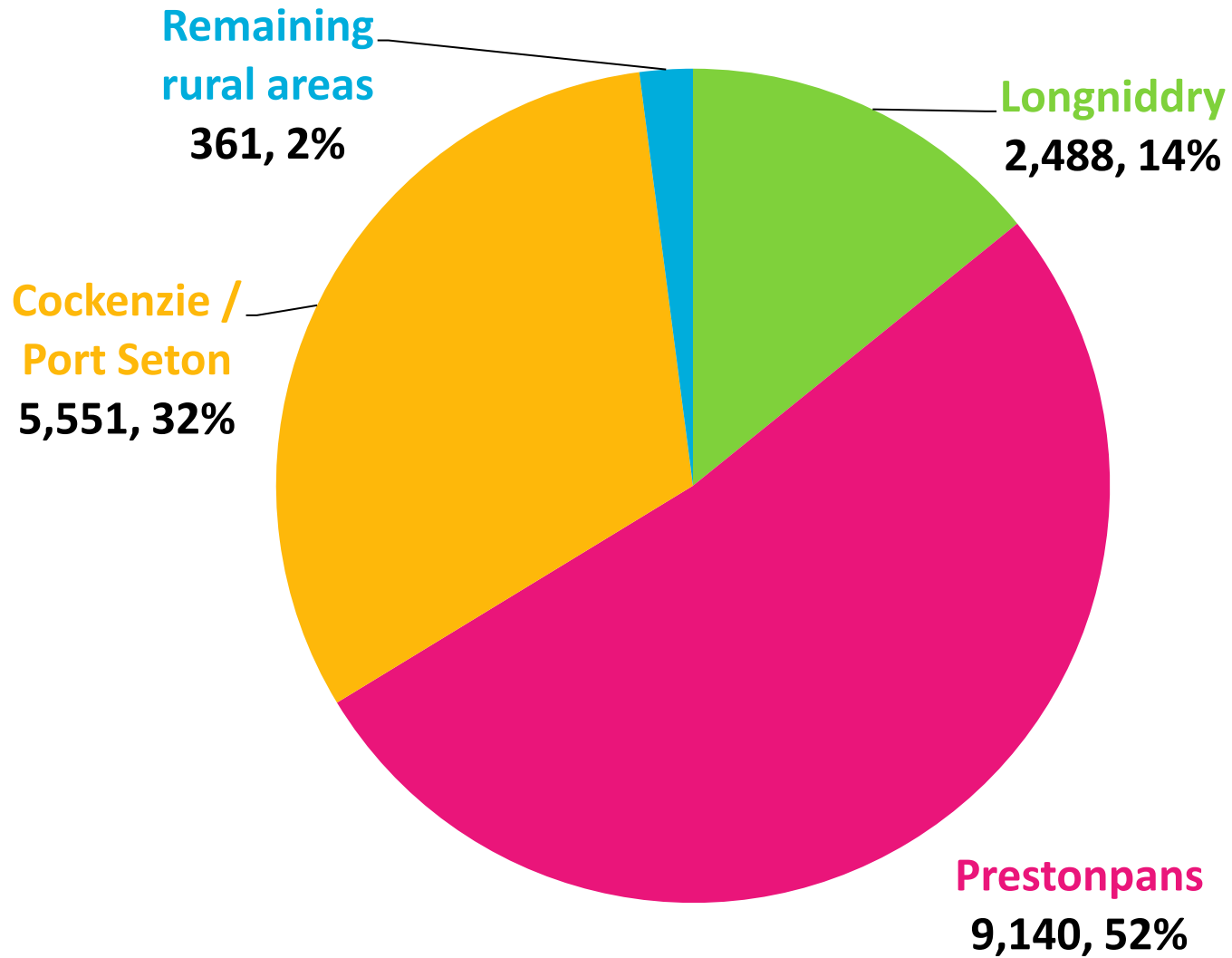
Preston Seton Gosford

a statistical overview

Population

- **17,540** people live in the PSG ward
- **18%** of the population of East Lothian
- PSG is the second most populated ward in the county.

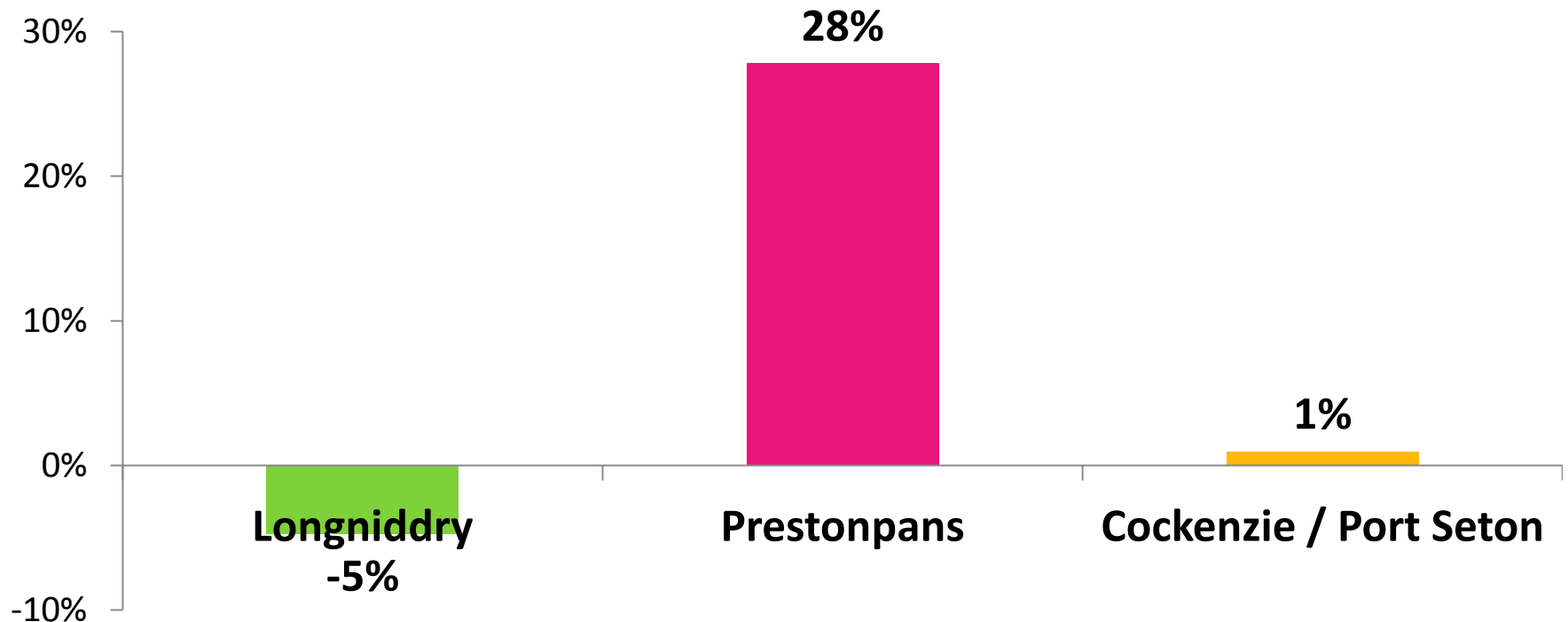
Population



Population growth

- Between 2001 and 2011 the population of East Lothian grew by 10.7%
- **In PSG it grew by 11.4%**

Population growth between 2001-2011 across communities



Population – age

The average age in PSG is similar to East Lothian and Scotland

	PSG	East Lothian	Scotland
% that are children and young people	19%	19%	17%
% that are working age (16-64)	64%	63%	66%
% that are pensionable age (65+)	17%	18%	17%

- Prestonpans, Cockenzie and Port Seton have similar age structures to the average for the area
- Longniddry has less children -15% - and working age adults - 59% - and more people aged 65 or over - 26%.

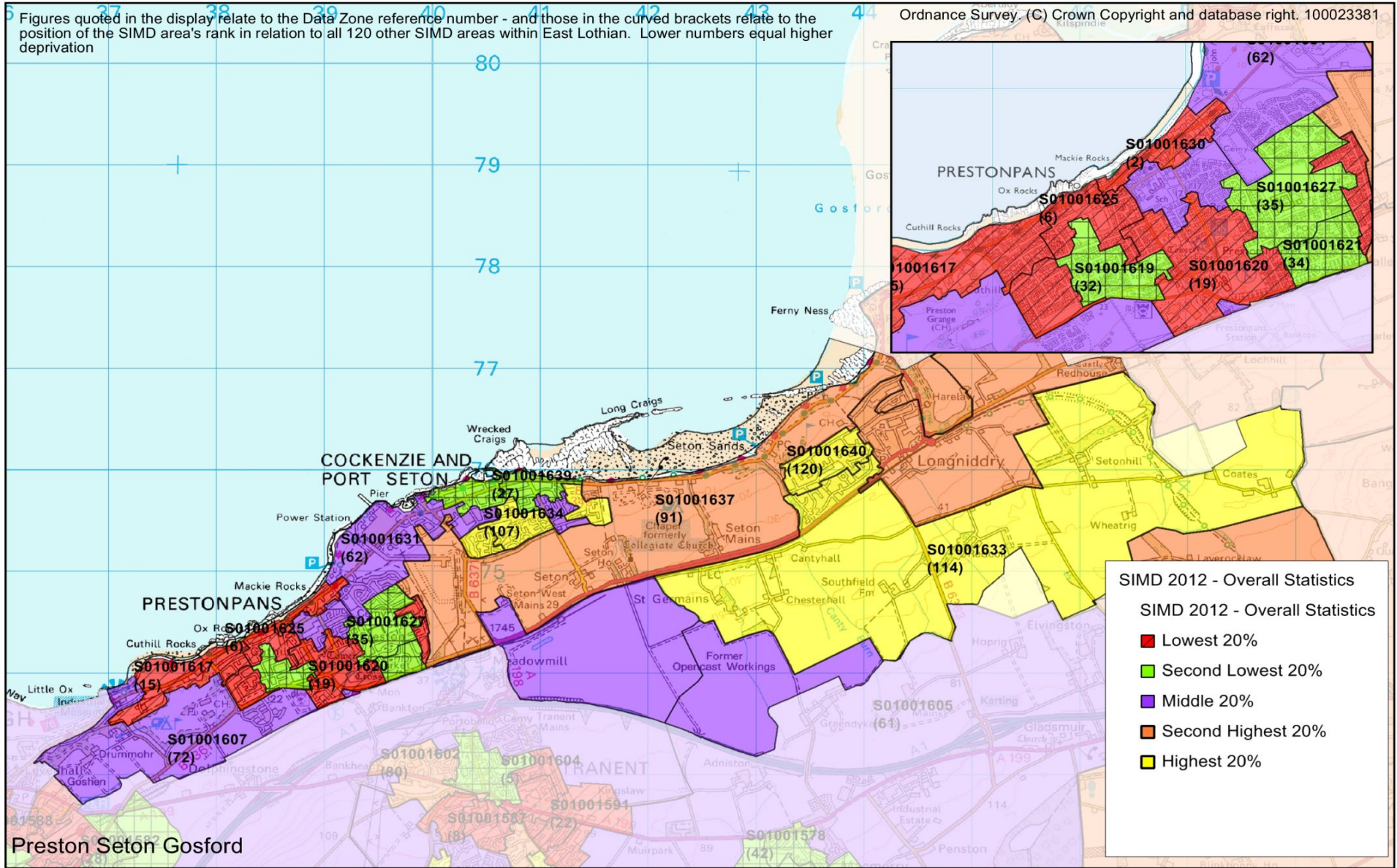
4 key objectives of The East Lothian Plan

- 1. To reduce inequalities across and within our communities**
- 2. To support people to develop the resilience they need to lead a fulfilling life**
- 3. To develop a sustainable economy across the area**
- 4. To ensure safe and vibrant communities**

Deprivation in the area

Figures quoted in the display relate to the Data Zone reference number - and those in the curved brackets relate to the position of the SIMD area's rank in relation to all 120 other SIMD areas within East Lothian. Lower numbers equal higher deprivation

Ordnance Survey. (C) Crown Copyright and database right. 100023381



Tackling poverty

- Average household income varies by over £281 per week between the most affluent areas and the least.
- 433 (13%) children in the PSG ward are classed as living in poverty – similar to the rate for East Lothian
 - however this ranges from 35% to 1% by datazone.
- In Prestonpans town centre more than 1 in 4 private sector households are living in fuel poverty.

Health inequalities

- In East Lothian life expectancy is higher than across Scotland as a whole
- Life expectancy for men and women in PSG is generally lower
 - similar to life expectancy in Scotland

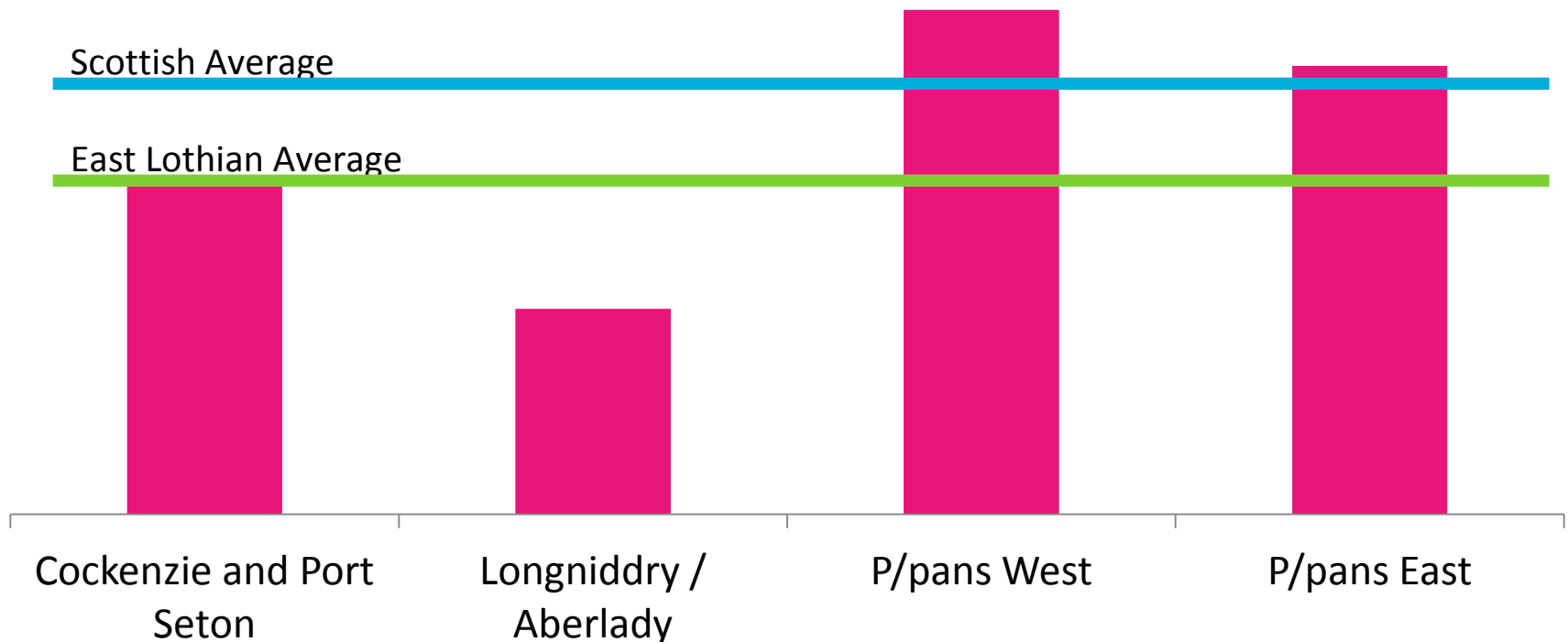
But there is a difference in life expectancy of

- **5 years for women**
- **and 4 years for men**

between Prestonpans and Longniddry

Health inequalities

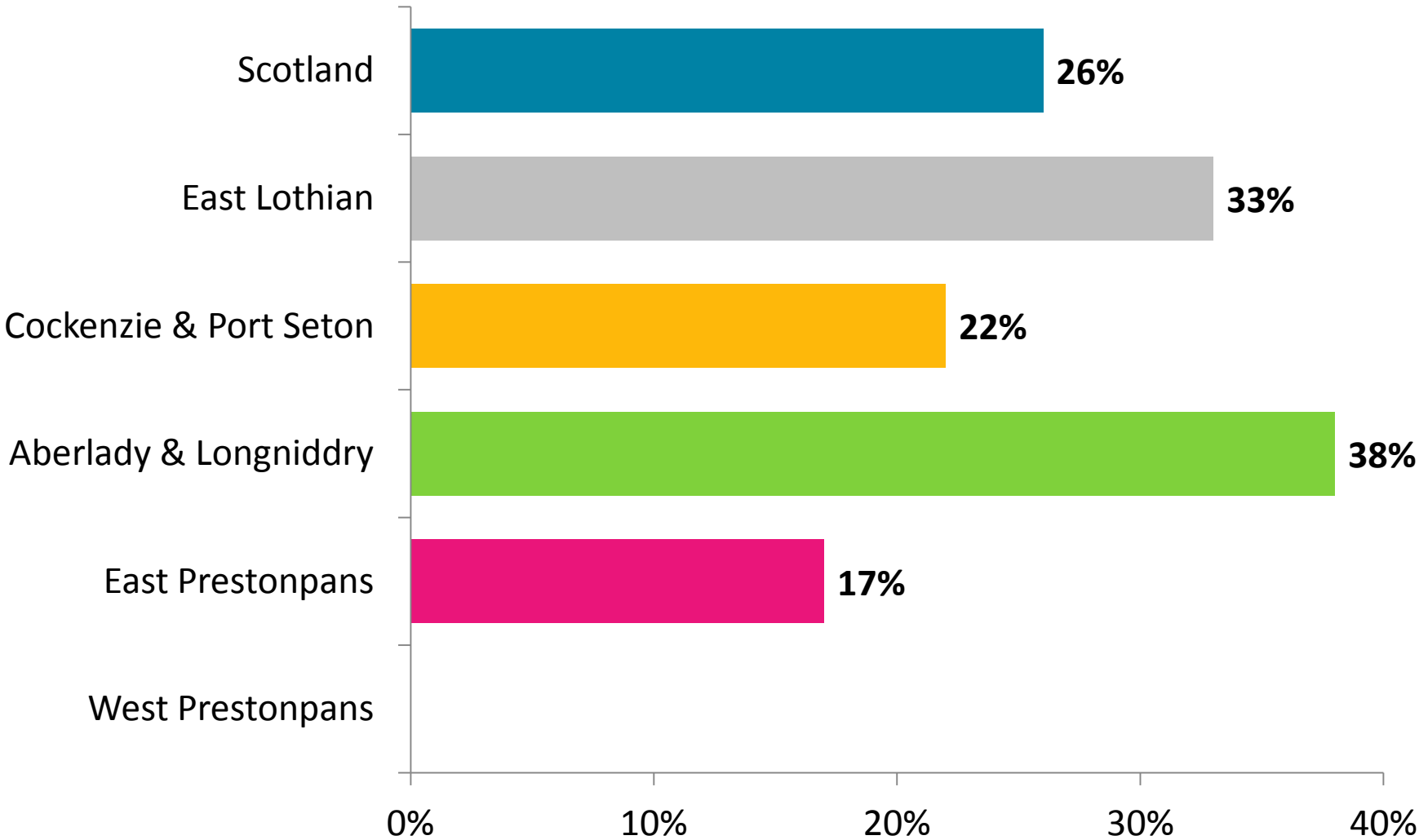
Combined hospital admissions for a range of life-style related illnesses are higher than average in Prestonpans.



RESILIENT PEOPLE

- **That children have the best start in life**
- **That young people have the opportunity to succeed**
- **That people have the skills, confidence and capacity to make positive change in their lives and their communities**

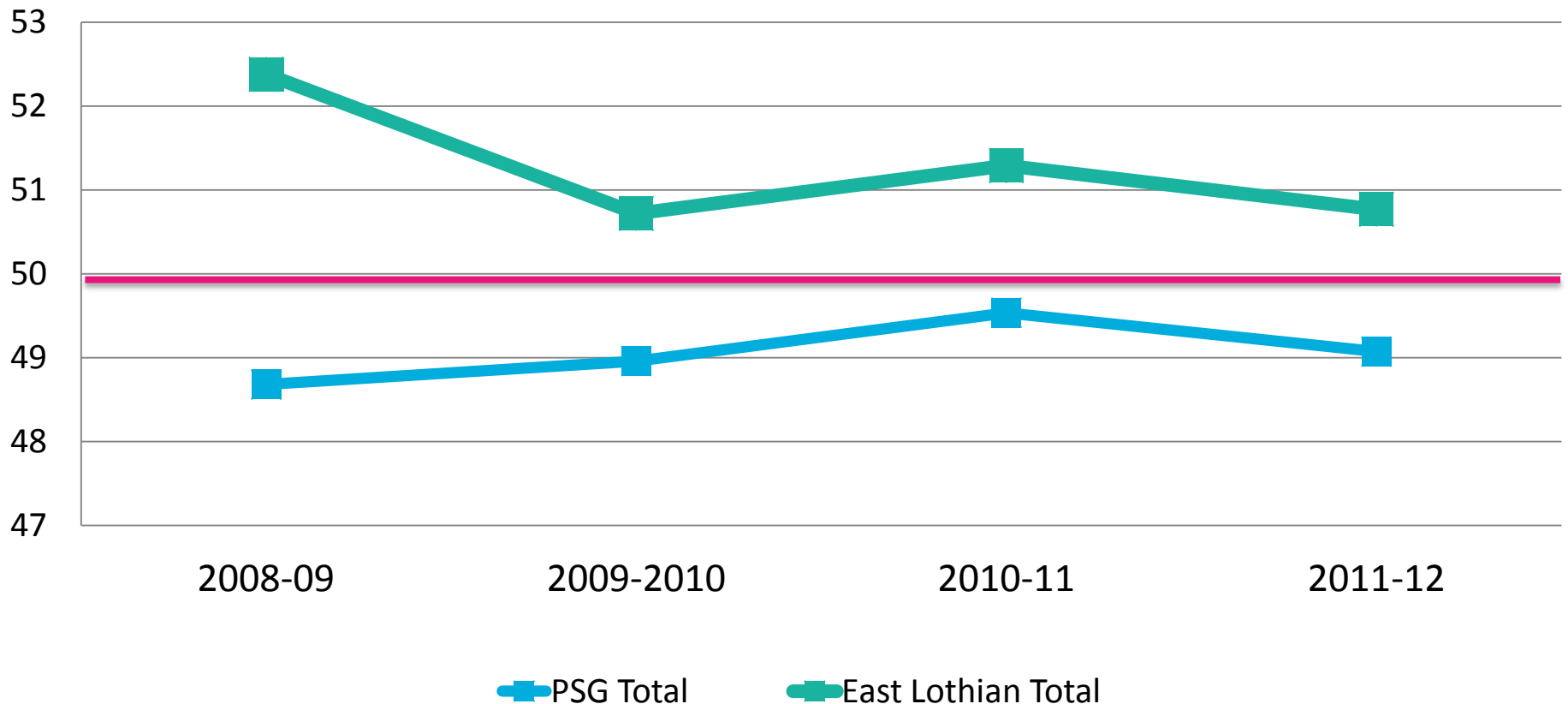
Babies exclusively breast fed at the 6-8 week review



children

In nationally standardised testing P1 pupils entering school score below the East Lothian averages in relation to core skills and readiness to learn.

Average standardised PIPS scores at P1 baseline assessment for pupils



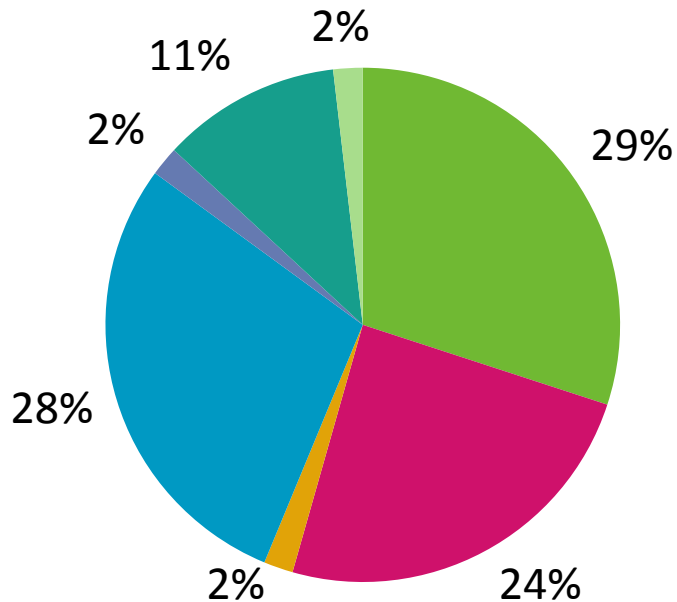
Young people

- results for pupils at the end of S4 have been lower than the East Lothian and Scottish average over the past few years
 - attendance rates for pupils in the PSG ward are similar to the average across East Lothian
 - exclusion rates are higher than the East Lothian average
 - the proportion of pupils at Preston Lodge High staying on to S5 is similar to the average for East Lothian but lower than that for Scotland
 - and results at S5 are lower overall.

post-school destinations

- 85% of school leavers in the PSG ward were assessed as having achieved and sustained a positive destination 9 months after leaving school
 - compared to 89% across East Lothian

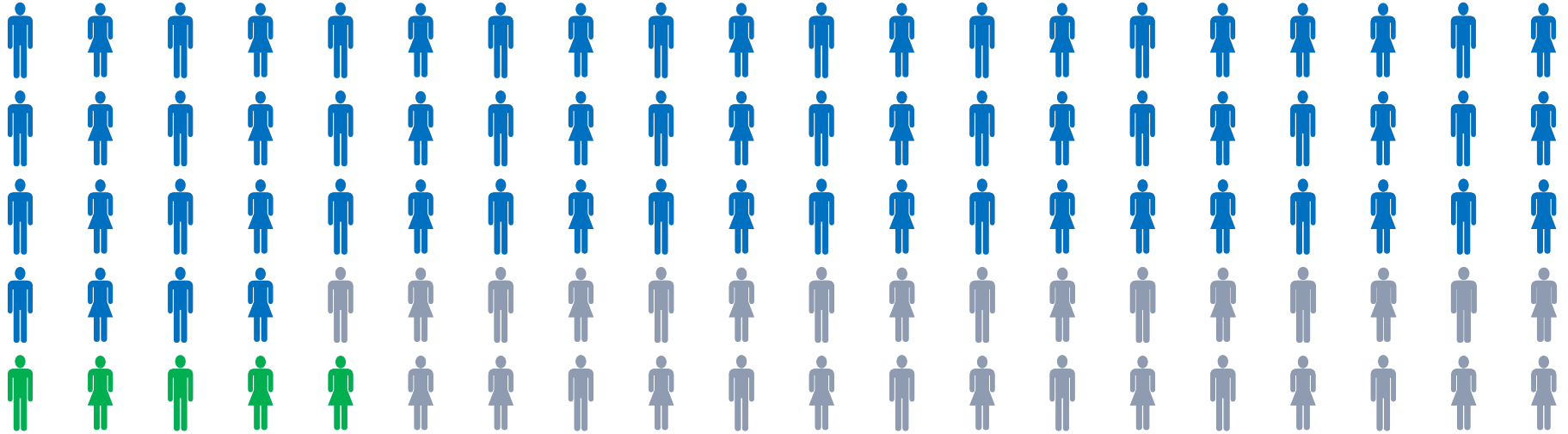
School Leaver destinations
(9 months after leaving school)



working age adults

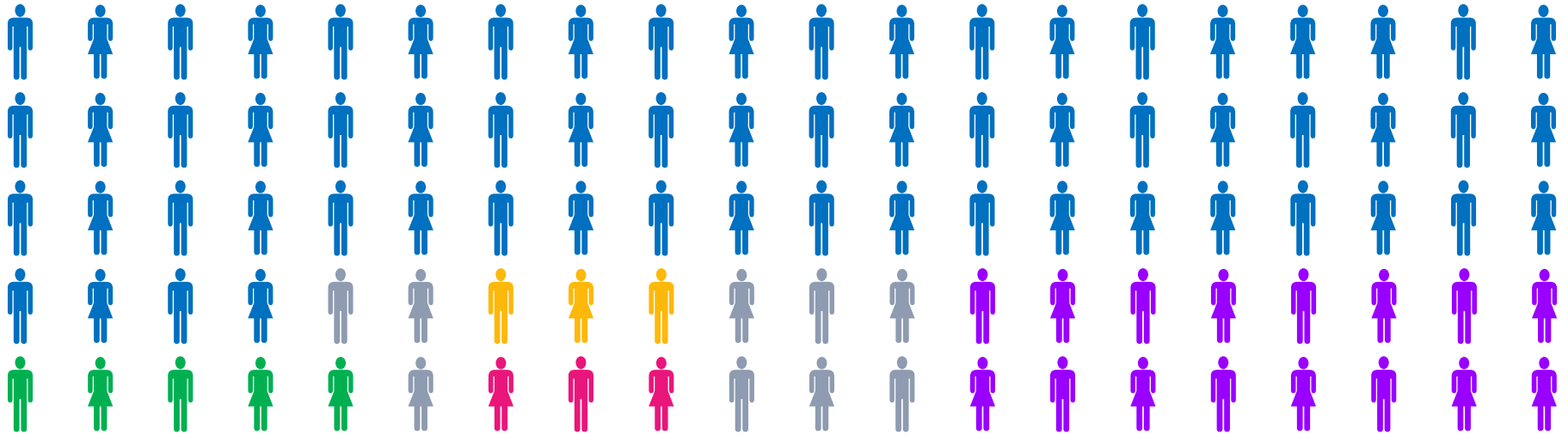
- There are 11,254 working age adults in the ward

working age adults



- In an average 100 people 64 are working
- 5 are unemployed and looking for work

working age adults

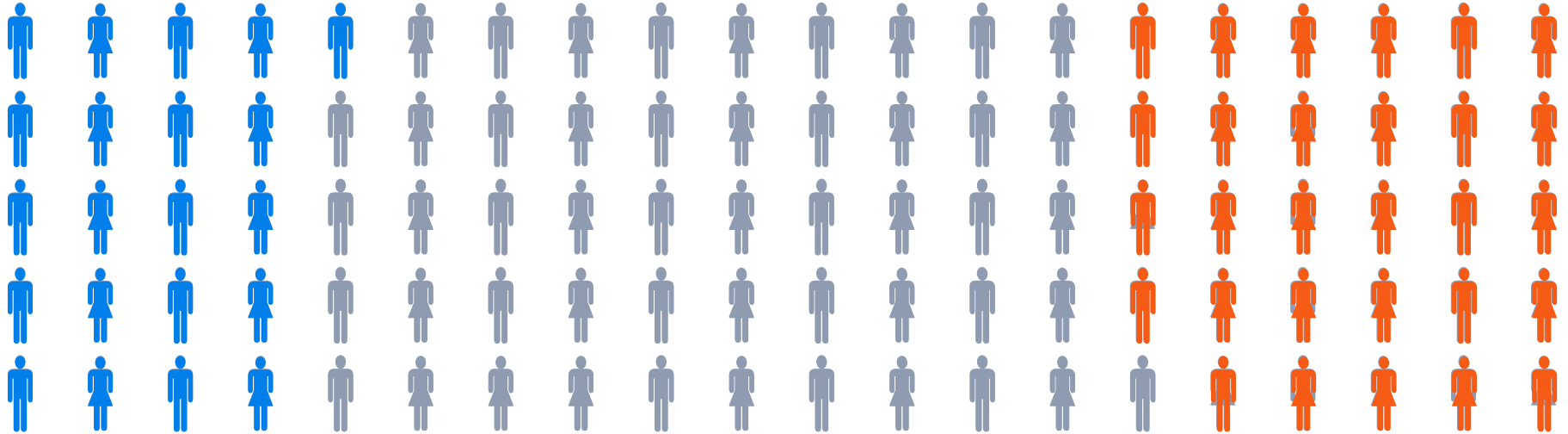


3 are studying full-time

3 have chosen to stay at home to look after home and/or family

16 have retired before the age of 65

working age adults



21 are educated to degree level or higher

29 however have no formal qualifications

SUSTAINABLE ECONOMY


- **Availability of local employment**
- **Business sectors are growing**
- **Thriving town and village centres**
- **Changing patterns of consumption that reduce the use of finite resources**

working age adults

17 are working in elementary, process and plant occupations



21 in professional and managerial jobs



working age adults

- Across the PSG ward employment and unemployment rates are very similar to the rates across East Lothian as a whole
- 13% of the population is considered to be employment deprived – above the East Lothian average
 - This ranges from 27% in some areas of Prestonpans to 2% in Longniddry
 - In nearly all datazones the % has risen since 2009
- More 16-24 year olds were claiming Job Seekers Allowance than average across East Lothian.

local economy

- Vacancy rates on Prestonpans High St have been higher than average for East Lothian's towns since 2008
 - **although they have decreased recently**
- weekly footfall on Prestonpans High St has increased by 2% since 2008 but it is the lowest in East Lothian
- In 33% of working households the chief earner works outside East Lothian
- Fewer people work from home

thriving centres where people want to be?

87% of people across PSG rated their neighbourhood as a 'very good' place to live

- **compared to 73% across East Lothian overall**

- 5 Community Centres (including 1 dedicated youth centre)
 - they account for 1 / 3 of recorded attendances across East Lothian
- Sports facilities
 - 2 sports centres
 - 1 / 6 of all sports pitches in the county are in this ward
- 3 Libraries
- People reported using their community facilities more than in other areas
- 75% of people in PSG were very satisfied with local parks, gardens and open spaces - compared to 56% for East Lothian

SAFE AND VIBRANT COMMUNITIES

- That people have access to high quality sustainable housing
- That high quality natural environments and local greenspace enhance people's lives
- That our area is a safe place to live and be

housing

Compared to East Lothian as a whole:

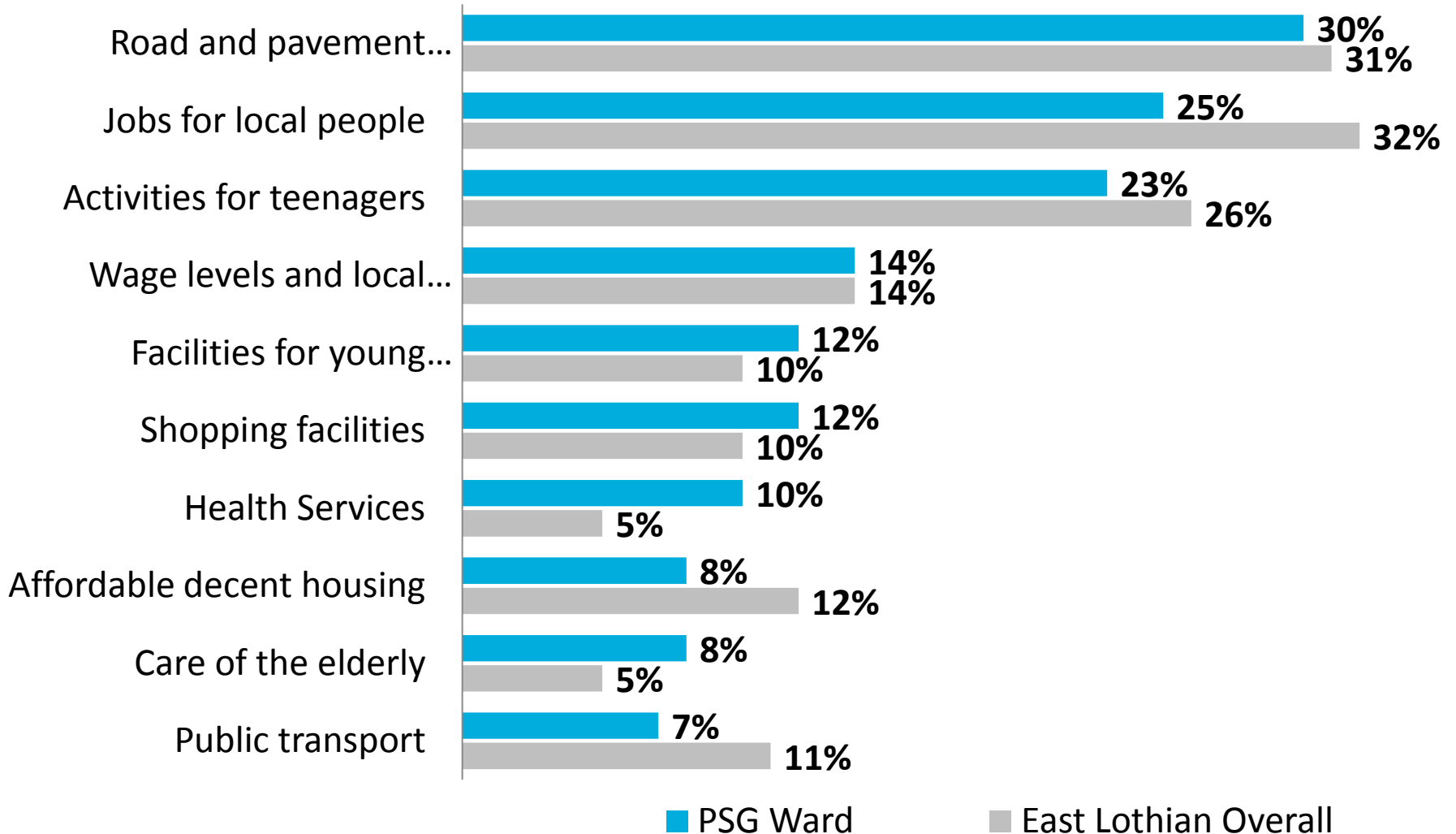
- More households are in the social rental sector
 - **In 2013, 26% of households were in the social rental sector, compared to 23% in East Lothian**
- PSG has pressured area status - waiting list pressure is slightly above the East Lothian average
- House sale prices suggest that PSG is one of the most affordable places to buy a house.

safe communities

- The average number of reported crimes per person in the ward is just below the rate for East Lothian
- Police figures show crime rates across the area have fallen significantly in recent years
 - **But 3 / 4 of PSG residents thought that rates had stayed the same or had risen**
- 20% of the anti-social behaviour incidences recorded in East Lothian in 2012 were in PSG
 - **73% of these incidences were classed as Street Disorder**
 - **1 / 3 of all incidences were youth related**

6% of people across the ward said their neighbourhood had gotten better over the past 5 years

Thinking about your neighbourhood, which do you think most needs improving?



4 key objectives of The East Lothian Plan

- 1. To reduce inequalities across and within our communities**
- 2. To support people to develop the resilience they need to lead a fulfilling life**
- 3. To develop a sustainable economy across the area**
- 4. To ensure safe and vibrant communities**