

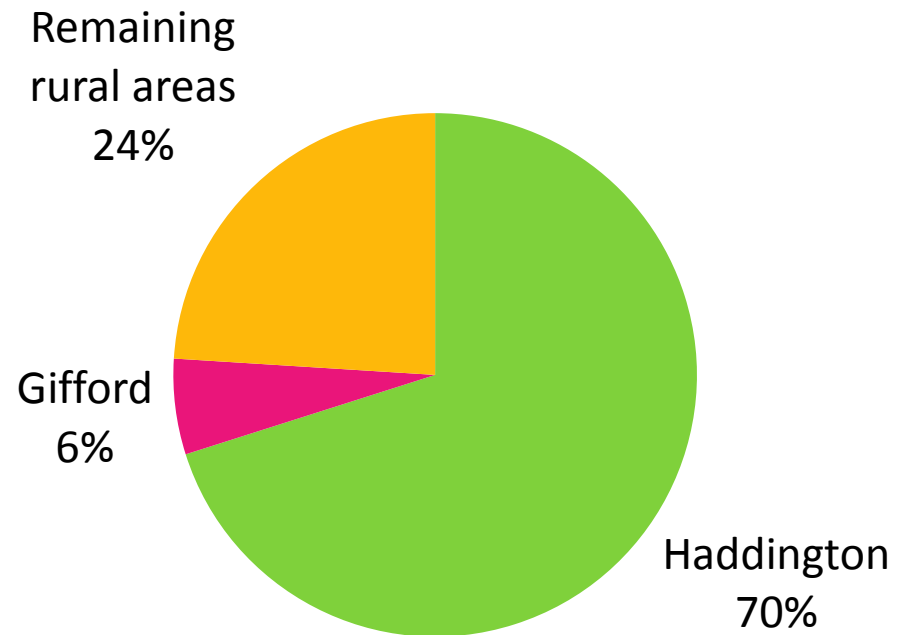
Haddington and Lammermuir

A statistical overview, 11 June 2014

Population

12,931 people live in the Haddington and Lammermuir ward

- 9,064 live in Haddington
- 763 live in Gifford
- 3,104 live across the other rural settlements



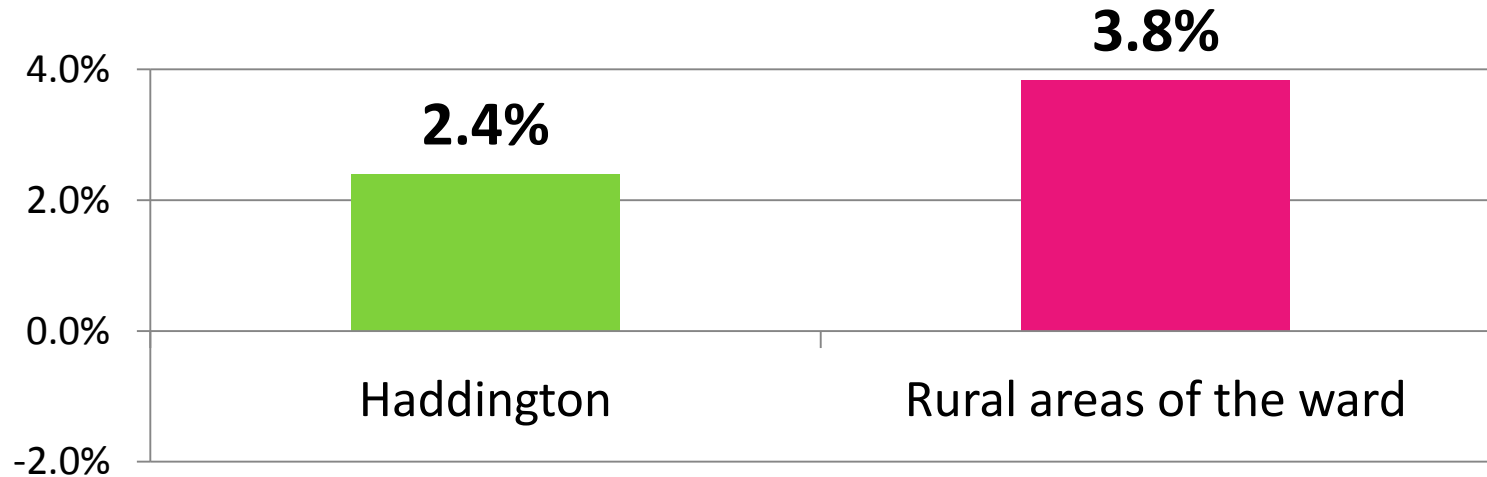
13% of the population of East Lothian

Population growth

Between 2001 and 2011 the population of East Lothian grew by almost 11%

- Across Haddington and Lammermuir the population grew much slower – increasing by just 2.8%

But the growth has not been even across the area:



Population

	Haddington & Lammermuir	East Lothian	Scotland
children & young people	19%	19%	17%
working age (16-64 yrs)	63%	63%	66%
pensionable age (65+)	18%	18%	17%

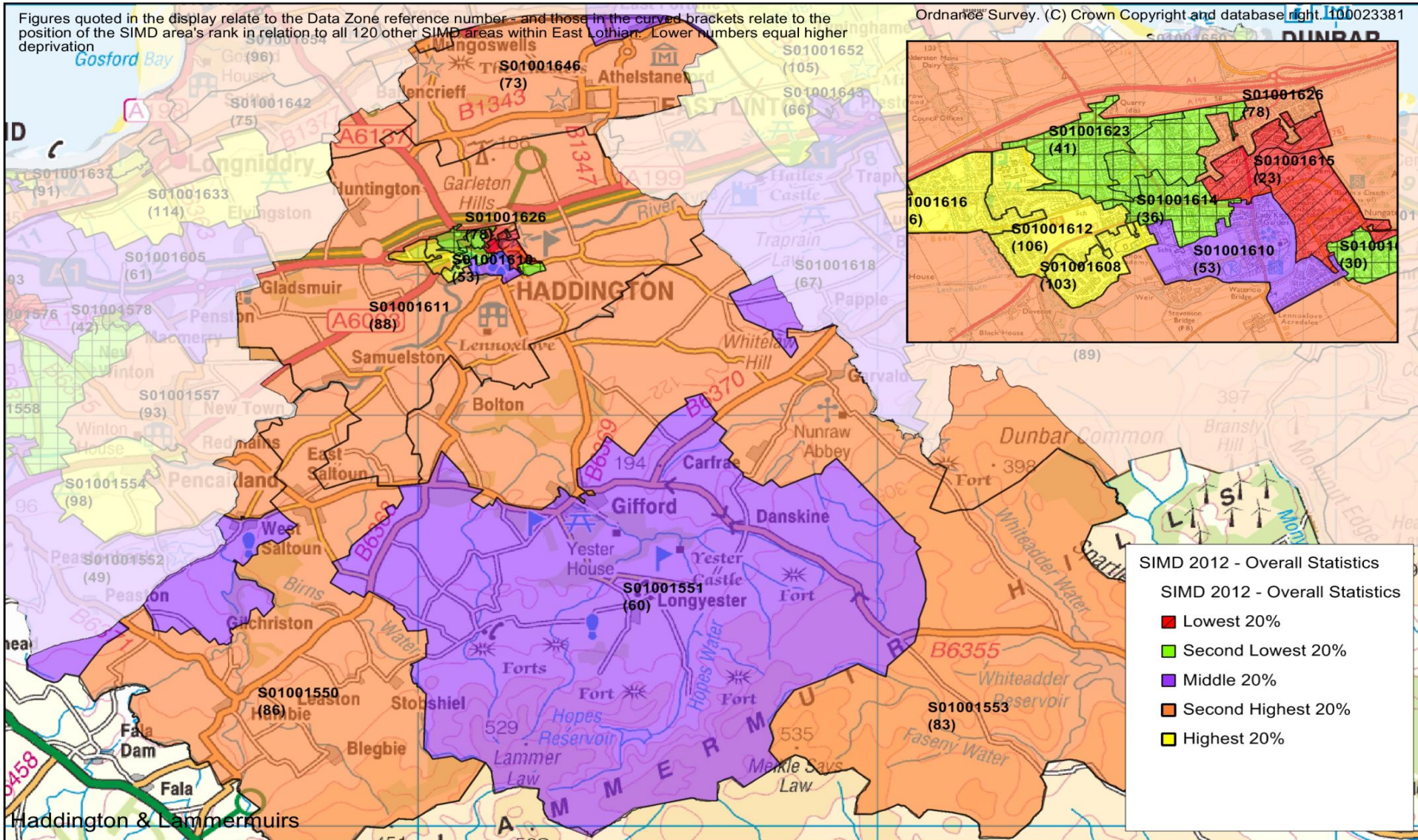
The average person in the ward:

- is 42 years old
- was born in the UK (93%)
- defines themselves as 'white Scottish' (83%)

4 key objectives of The East Lothian Plan

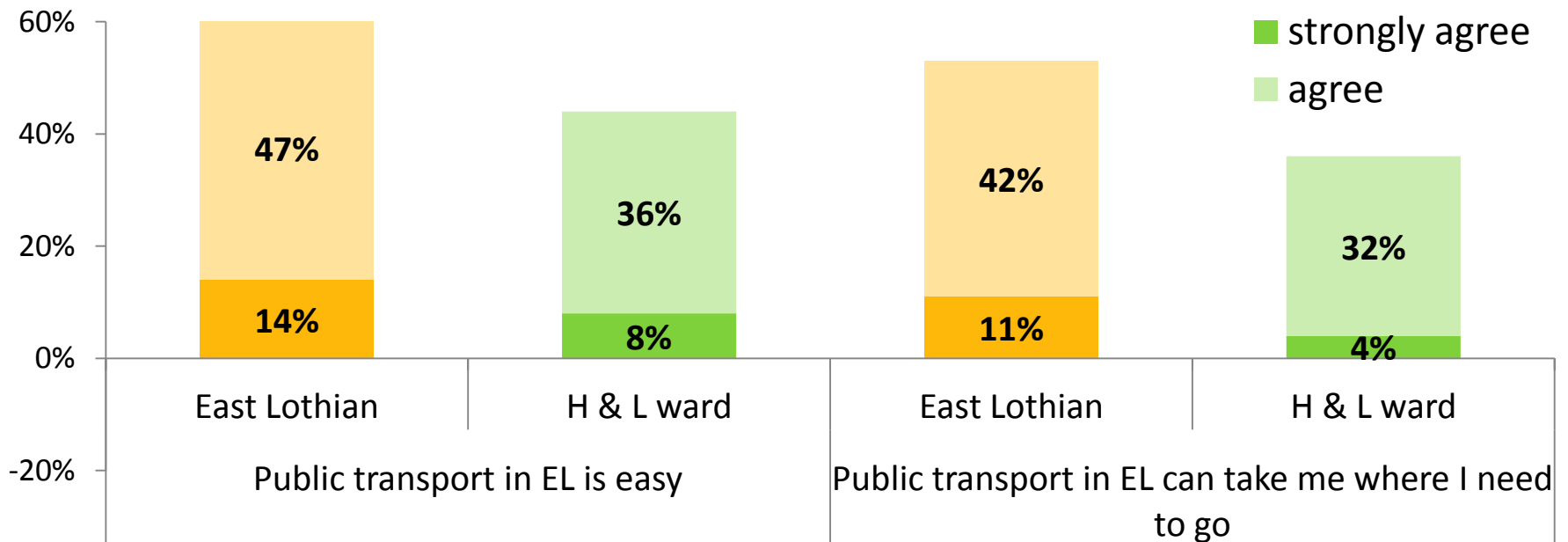
- 1. To reduce inequalities across and within our communities**
- 2. To support people to develop the resilience they need to lead a fulfilling life**
- 3. To develop a sustainable economy across the area**
- 4. To ensure safe and vibrant communities**

Measuring Deprivation



Access deprivation

- 5 datazones in the Haddington and Lammermuir ward- covering Bolton, Garvald, Gifford, East Saltoun, Gladsmuir, Humbie, Samuelstone and Athelstaneford- are among the **10% most access deprived datazones in Scotland**
- 10 of the datazones in the ward are among the 50% most access deprived in East Lothian



Tackling poverty

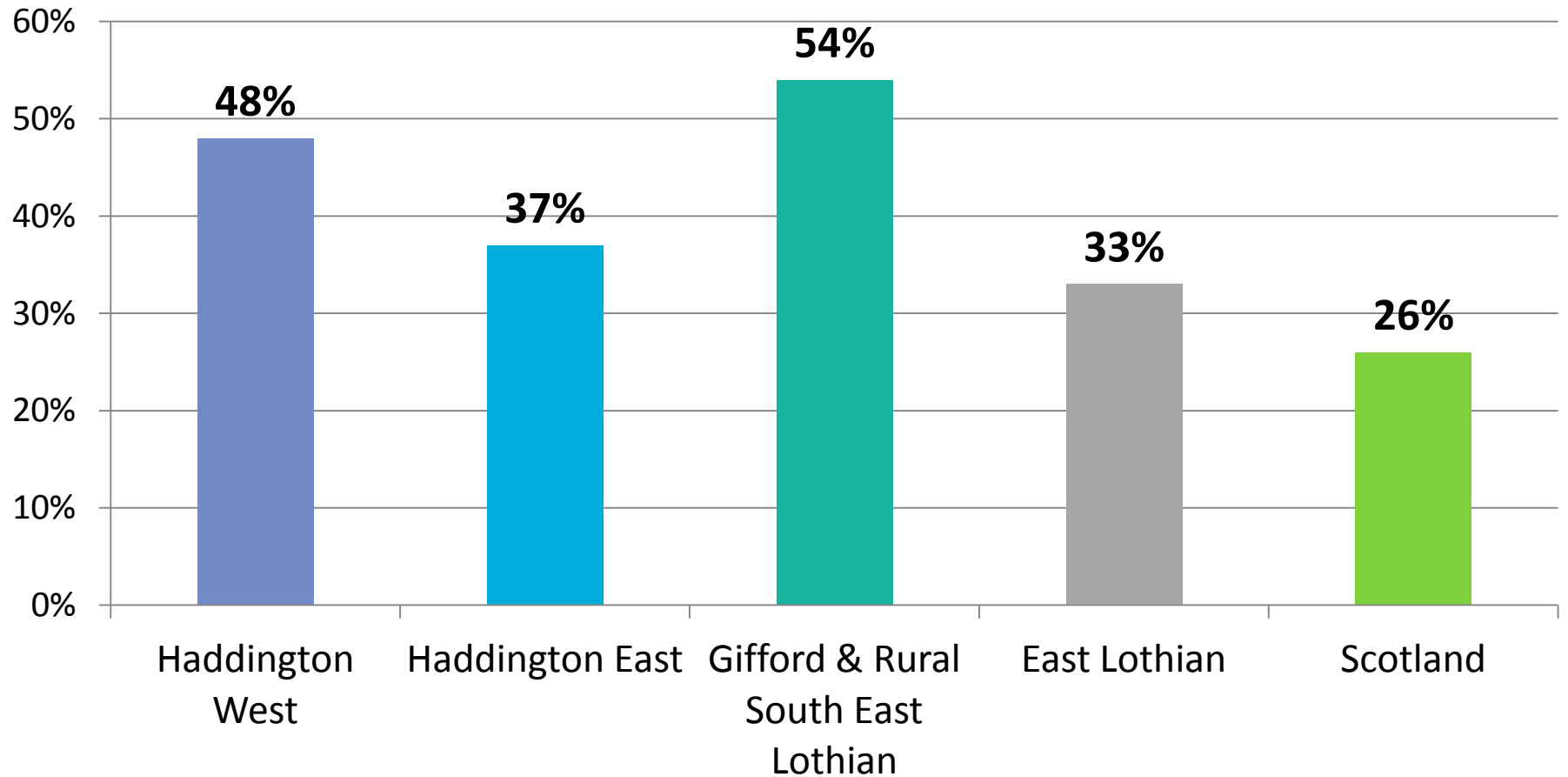
- In Haddington & Lammermuir, average household income varies by almost £315 per week between the most affluent areas and the least.
 - **Just over half of all households have weekly incomes above the East Lothian average**
- In Haddington Town Centre 29.8% of private households are assessed as living in fuel poverty (significantly above the East Lothian average of 11.9%)
 - **In rural east areas for the county this falls to 23.8%**
- **8.5% of the population of the Haddington and Lammermuir area are classed as income deprived** – significantly below the rates for East Lothian (11%) and Scotland (13%).

RESILIENT PEOPLE

- **That children have the best start in life**
- **That young people have the opportunity to succeed**
- **That people have the skills, confidence and capacity to make positive change in their lives and their communities**

children

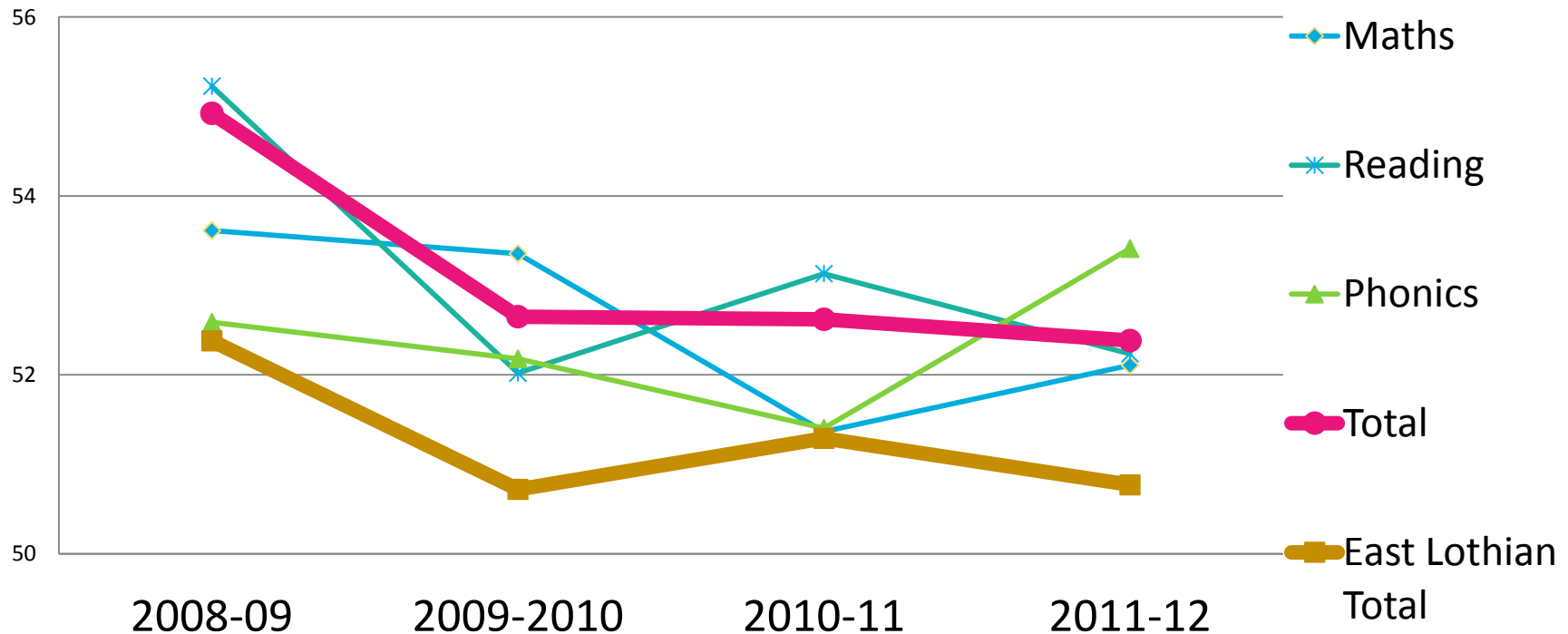
Babies exclusively breast fed at the 6-8 week review



children

In nationally standardised testing P1 pupils entering school score above East Lothian averages in relation to core skills and readiness to learn.

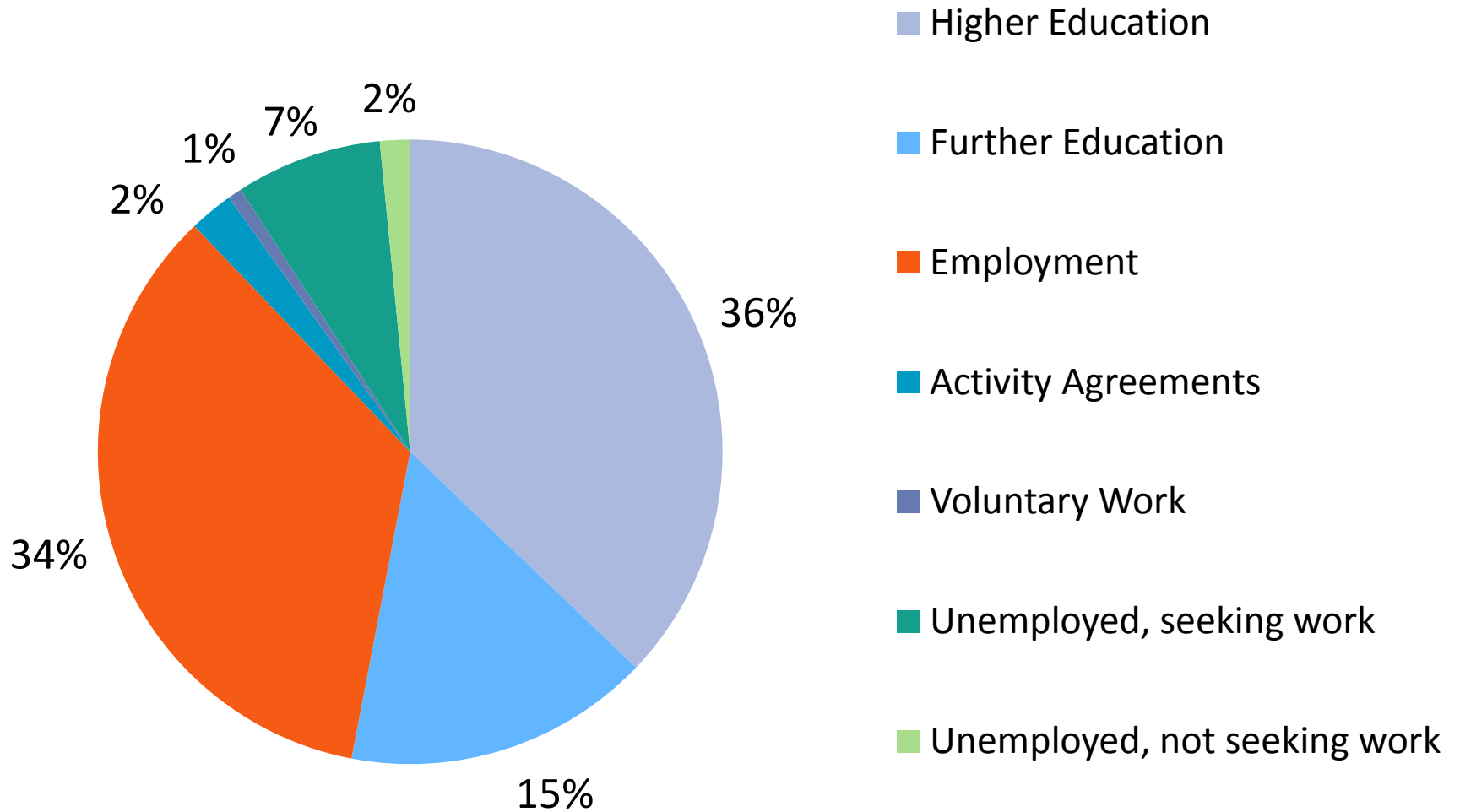
Average standardised PIPS scores at P1 baseline assessment for pupils living in the Haddington & Lammermuir Ward



Young people

- School attendance rates at both Primary and Secondary school are in line with East Lothian rates.
- Staying on Rates to both S5 and S6 have each increased at Knox Academy over the last 3 school years and are consistently higher than average for East Lothian or Scotland.
- Across the ward exam results for pupils at the end of S4, S5 and S6 have been generally higher than both the East Lothian and Scottish average in recent years.
- 88% of school leavers from the Haddington & Lammermuir ward were assessed as having sustained a 'positive destination' upon leaving school – matching the East Lothian wide rate.


School Leaver destinations (9 months after leaving school)



working age adults

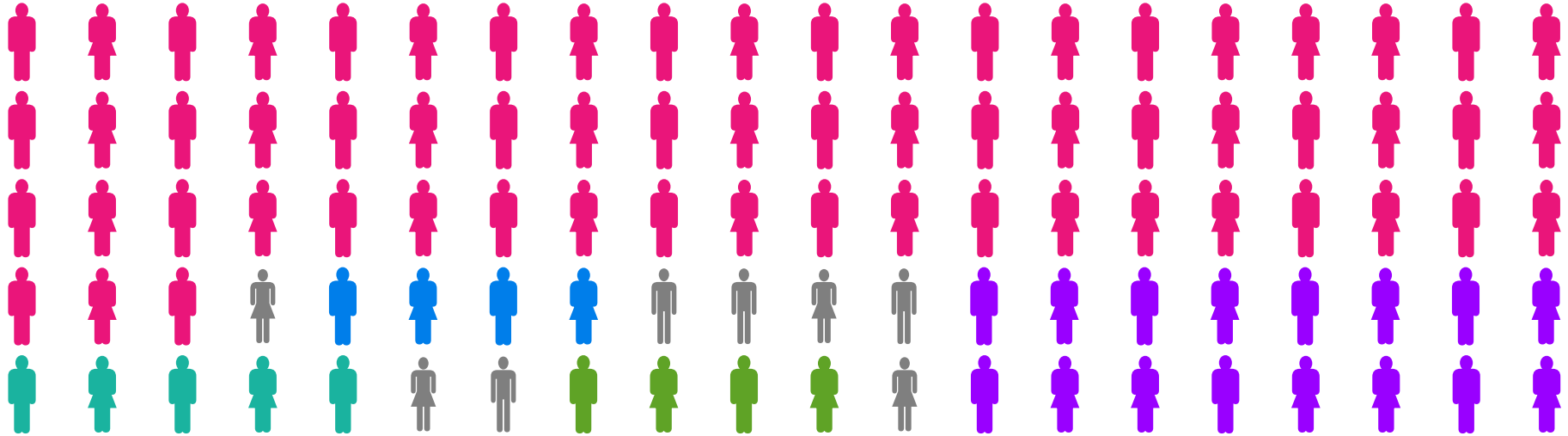
- Across the Haddington and Lammermuir ward 63% of all people are aged between 16 and 64
- That means there are 8146 working age adults in the area

working age adults



- 67 are working
- 4 are unemployed and looking for work

working age adults




4 are studying full-time

4 have chosen to stay at home to look after home and/or family

16 have retired before the age of 65

Education - adults



33 are educated to degree level or higher

22 however have no formal qualifications

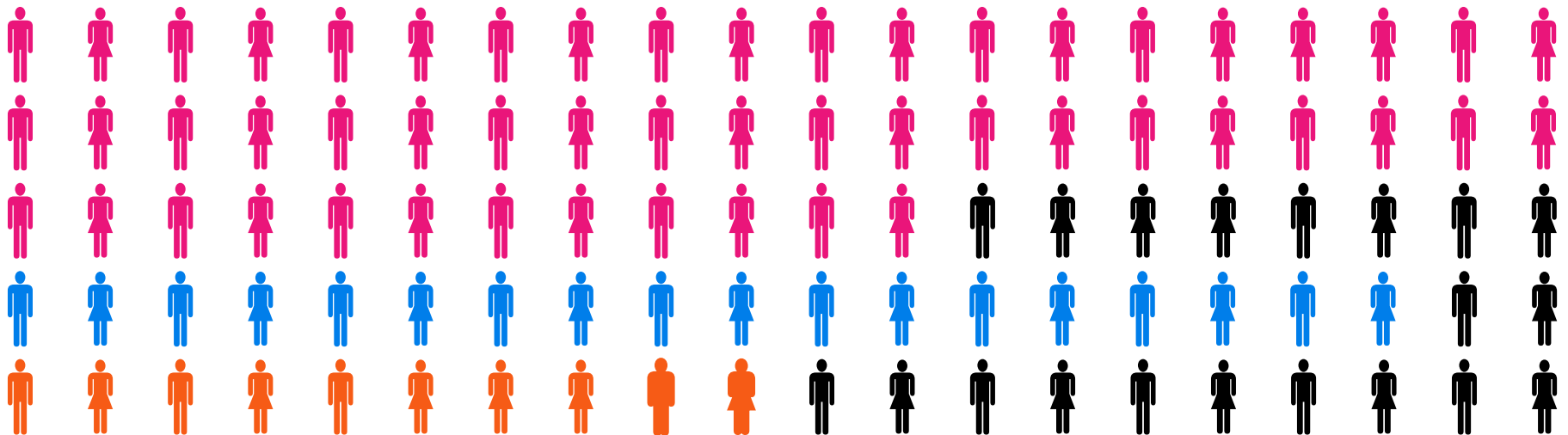
Health - adults

52 of them would describe their own health as 'very good'

18 have a long-term health problem or disability that limits their day-to-day activities

10 are providing care to a family or friend

• 2 of them are providing care for more than 50 hours a week



Health - adults

Emergency hospital admissions in this ward are significantly higher than the average for East Lothian

Hospital admissions across the ward compared to East Lothian


- Higher rates for psychiatric reasons in Haddington town, particularly in the East
- Higher rates for alcohol in Haddington East
- Falls at home in people 65+ are 20% higher in Haddington West

SUSTAINABLE ECONOMY

- **Availability of local employment**
- **Business sectors are growing**
- **Thriving town and village centres**
- **Changing patterns of consumption that reduce the use of finite resources**

working age adults


- In the Haddington and Lammermuir ward unemployment rates are generally lower than across the rest of East Lothian.
- Levels of self employment are also higher than average.




- **67 are working**
- **4 are unemployed and looking for work**

working age adults


18 are working in elementary, process and plant occupations



11 are working in care, leisure and other service occupations



14 in skilled trades



29 in professional and managerial jobs



local economy

Industries of Employment for local people:

- Human health and social work activities is the biggest employment sector for people in this ward
- 5% of the working population in the ward are employed in agriculture, forestry and fishing – notably above average for East Lothian and Scotland
- less people in this ward commute outside East Lothian to work (19% compared to 30% of chief earners in a household)
- 14% of working people in the area report working mainly from home – one of the highest rates across the county

local economy

Haddington town centre:

- Haddington is the 4th busiest High St in East Lothian
- Vacancy rates vary over recent years but rose to above the East Lothian average in 2012.
- Between 2008 and 2012 the average weekly footfall on Haddington High St fell by almost 25%

thriving centres where people want to be?

89% of people across the Haddington and Lammermuir area rated their neighbourhood as a 'very good' place to live

- Compared to 73% across East Lothian overall

Range of Community Facilities across the ward:

- Townhouse, Corn Exchange, Poldrate Mill, Bridge Centre, Nungate Centre, village halls ...
- Sports facilities
 - Aubigny Centre – 14% of all sport centre visits in East Lothian
 - 16% of all sports pitches in the county are in this ward
- John Gray Centre/library - Over 6000 members
- 70% of people in this ward were very satisfied with local parks, gardens and open spaces - compared to 56% East Lothian wide

SAFE AND VIBRANT COMMUNITIES

- That people have access to high quality sustainable housing
- That high quality natural environments and local greenspace enhance people's lives
- That our area is a safe place to live and be

housing

Compared to East Lothian as a whole:

- Rates of owner occupation are similar to East Lothian rates
- Median house prices in the area are below average
 - **However, there are significant affordability pressures in the area for first time and average income buyers**
- Waiting list pressure for social housing in Haddington is 5.6% similar to the rate for East Lothian
 - **however, the rate is 7 times higher in the rural Lammermuirs, the highest in the county**

safe communities

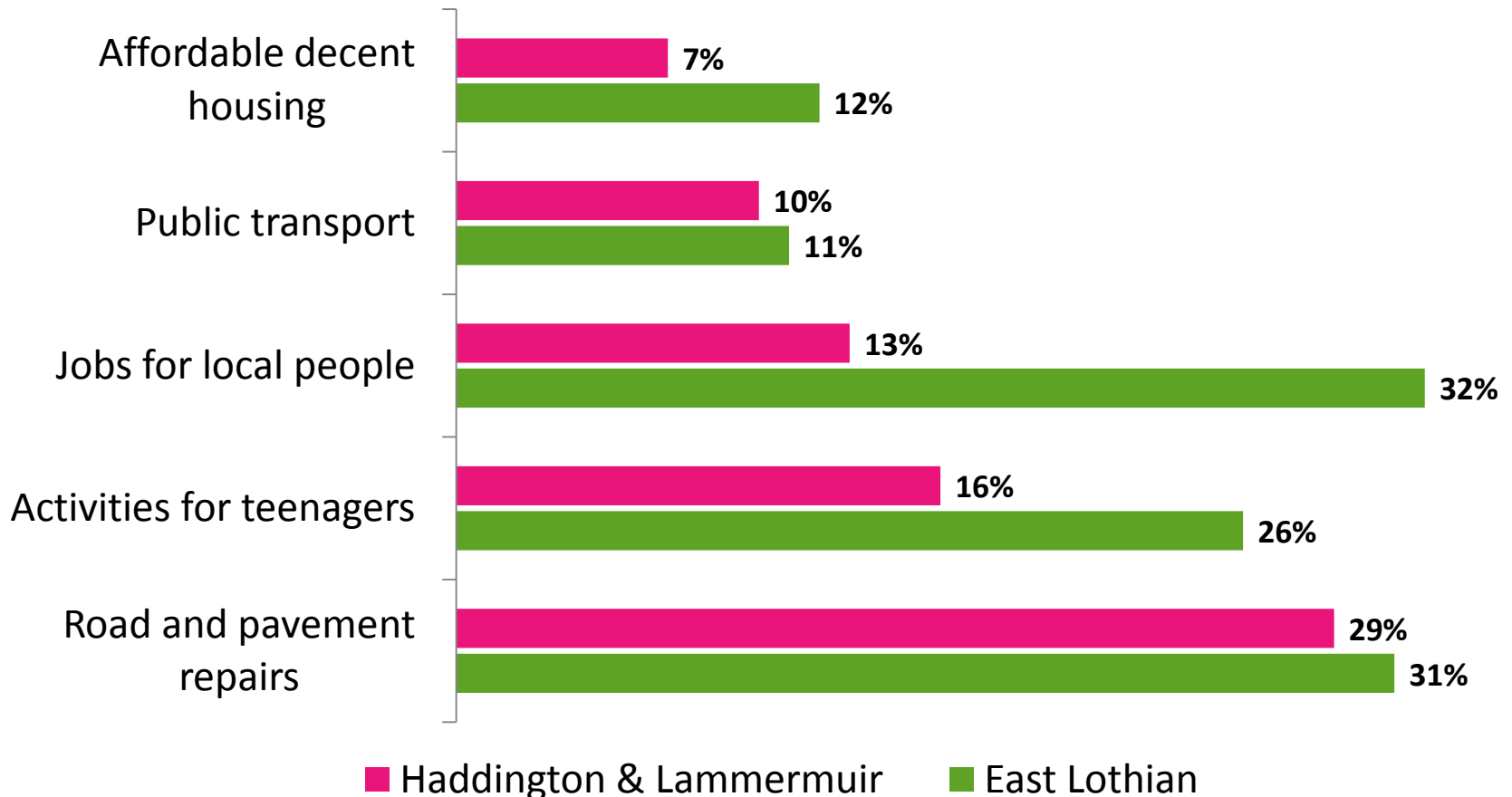
- Police figures show crime rates across the area have fallen by almost 1/4 in recent years
 - Reported crime rates in the area are also significantly below average for East Lothian
 - people in this ward were also more likely to say that they 'did not feel threatened by crime in their neighbourhood at all'

Despite this there are areas of Haddington that do experience significant rates of certain types of crime – including violence, housebreaking, vandalism and drug offences.

- 3 datazones in the town are among the 20% of areas in Scotland most affected by these types of crime

4% of people across the Haddington and Lammermuir ward said their neighbourhood had gotten better over the past 5 years

What most needs improving in your local area?



4 key objectives of The East Lothian Plan

- 1. To reduce inequalities across and within our communities**
- 2. To support people to develop the resilience they need to lead a fulfilling life**
- 3. To develop a sustainable economy across the area**
- 4. To ensure safe and vibrant communities**