

REPORT TO: Policy and Performance Review Committee

MEETING DATE: 25 March 2014

BY: Chief Social Work Officer

SUBJECT: Child and Adult Protection Reporting to Elected members
Chief Executive and Board of Directors

1 PURPOSE

This report gives an overview of the statistical information for Child and Adult Protection for Quarter 2 and Quarter 3 (2013 / 2014).

2 RECOMMENDATIONS

- 2.1 The Committee is asked to:
- a) Note the contents of this report

3 EAST LoTHIAN CHILD PROTECTION SUMMARY

- 3.1 At the time of writing, East Lothian is awaiting publication of the findings from the recent care inspectorate's joint inspection of children's services. These findings will inform the necessary amendments to East Lothian's Child Protection Committee (CPC) Improvement Plan and will also inform the child protection priorities within the future joint Public Protection Committee Business plan.
- 3.2 From January 2013 to January 2014 there has been a reduction of children on the child protection register from 64 to 43. This is a decrease of 30%.
- 3.3 The majority of children on the register are aged under 4 and in utero.
- 3.4 Signs of Safety has now been applied to all cases going to child protection case conference in East Lothian since November 2013. Since this time the number of children placed on the East Lothian child protection register has decreased. This statistic is beginning to reflect better outcomes in respect of children's safety. The use of the Signs of Safety approach was supported within the recent joint inspection.

- 3.5 The main geographical spread of registrations remains clustered in the Tranent, Prestonpans and Musselburgh areas. The geographical spread of registrations across areas within East Lothian has changed over the last two quarters with higher numbers now currently in the Tranent and Prestonpans area. Health Visitor cause for concern cases have also increased in line with the above trend.
- 3.6 The predominant issue for children and young people on the child protection register is parental substance misuse, mainly drug misuse (61%, 27 children). This sits closely alongside domestic abuse (45%, 20 children).
- 3.7 The new Children Affected by Problem Substance Misuse (CAPSM) Guidance has been signed off and disseminated and beginning to be used in practice. Multi agency training is now being delivered.
- 3.8 In January 2014 there were 206 referrals to Children's Wellbeing, a 30% decrease from January 2013.

4. EAST LOTHIAN ADULT PROTECTION SUMMARY

- 4.1 At the end of Quarter 3 the number of cases currently being managed under Adult Protection is 46 which reflect a slight decrease in the long term trend from 2012/13. In terms of Adult Protection activity, although the number of referrals remains broadly in line with last year, the percentage of referrals progressing to inquiry has decreased by 41% from 2012/13. The percentage of inquiries progressing to investigation is 37% showing a decrease from the overall trend in 2012/13 of 64%. The number of Professionals meetings/Case Conferences has significantly reduced in Quarters 2 and 3 from the long term trend in 2012/13.
- 4.2 Police referrals remain high; 249 in Quarter 2 and 241 in Quarter 3. A significant number of these are about "other vulnerable" or "mental health" clients who often are young people with alcohol/substance misuse issues with the main type of harm being self-harm, although physical harm and psychological harm are also present. In both quarters only 9% of these were progressed through Adult Protection.
- 4.3 The geographical spread of the majority of referrals in both quarters are fairly evenly spread around the main areas of population in Musselburgh, Tranent, Prestonpans, Haddington and North Berwick.
- 4.4 Whilst acknowledging that people are usually subject to more than one type of harm, the main source of harm for which inquiries are made in both quarters remains as self harm (including self neglect) and financial harm.
- 4.5 In Quarter 2 East Lothian had one Protection Order, a Banning Order without power of arrest, running. The adult was a woman under 65 with mental health problems, at risk of sexual and physical harm in the

context of domestic abuse. This order lapsed within Quarter 2. No protection orders were in force in Quarter 3.

- 4.6 In Quarter 2 a Large Scale Investigation for a care at home agency was concluded and in Quarter 3 a multi-agency strategy meeting was held in relation to another care at home agency which was satisfied that the steps taken by the organisation were sufficient and a Large Scale Investigation was not initiated in this case. A multi-agency strategy meeting was also held in relation to a care home where there were significant concerns about staffing levels and quality of care to residents. A large Scale Investigation was initiated and at the time of writing that is ongoing. Multi-agency staff are working closely with the provider to proactively support the required improvements to ensure residents safety and wellbeing.

4. POLICY IMPLICATIONS

- 4.1 None

5 EQUALITIES IMPACT ASSESSMENT

- 5.1 This report is not applicable to the well being of equalities groups and an Equalities Impact Assessment is not required.

6 RESOURCE IMPLICATIONS

- 6.1 Financial N/A
6.2 Personnel N/A
6.3 Other N/A

7 BACKGROUND PAPERS

- 7.1 Performance figures Quarter 2 and Quarter 3 as reported in Public Protection Report to Critical Services Oversight Group

AUTHOR'S NAME	Anne Thompson / Lesley Watson
DESIGNATION	Lead Officer Adult Protection / Lead Officer Child Protection
CONTACT INFO	anne.thompson@midlothian.gov.uk 0131 271 6676 lesley.watson@midlothian.gov.uk 0131 270 5790
DATE	11 March 2014

East & Midlothian Public Protection Lead Officer Observations report

**Quarter 2
2013 / 2014**

July to September

1) Child Protection East Lothian

1.1) Trends & patterns

Measure	Short term trend	Long term trend	2010/11	2011/12	2012/13	Q1 2013/14	Q2 2013/14	Q3 2013/14	Q4 2013/14	Annual (average)
No of children on CPR in East Lothian	▬	↓	53	66	53	47	48	-	-	47
No of children on CPR in Midlothian	↑	↓	112	95	49	54	72	-	-	63

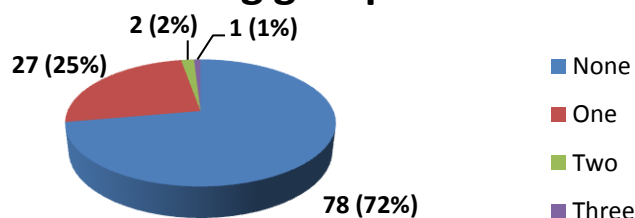
Comparison with similar sized authority areas – as at 31st July 2012:

Authority Area	Rate per 1,000 (0-15 pop)	Authority Area	Rate per 1,000 (0-15 pop)
West Dunbartonshire	2.2	East Renfrewshire	1.9
East Lothian	2.5 (as at 30/09/13)	Inverclyde	2.4
National average	3.0	Stirling	2.5
Moray	3.0	National average	3.0
Argyll & Bute	3.4	Midlothian	4.5 (as at 30/09/13)

Repeat Inter-agency Referral Discussion's (East Lothian):

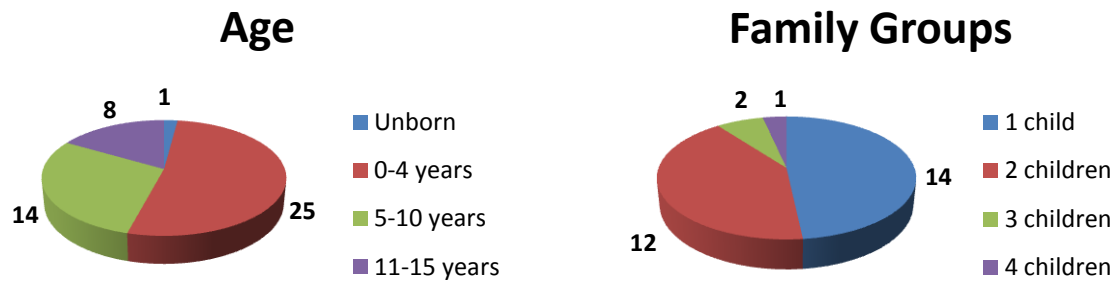
Between 1st July 2013 and 30th September 2013 there were a total of 75 sibling groups subject to an IRD within East Lothian. When an IRD is undertaken the Team Leader is asked to record how many IRD's the child has been subject to in the previous 15 months. The pie chart below is a breakdown of this data over quarter 2:

East Lothian - repeat IRD's by sibling group



1.2) Profile:

East Lothian Child Protection profile as at 30th September 2013 (quarter 2)



- For 44% of children (21) on the Child Protection Register domestic violence was an area of concern.
- For 58% of children (28) on the Child Protection Register parental drug misuse was an area of concern.
- For 23% of children (11) on the Child Protection Register parental alcohol misuse was an area of concern.
- For 42% of children (20) on the Child Protection Register neglect was an area of concern.
- For 19% of children (9) on the Child Protection Register parental mental health problems were an area of concern.

1.3) Closing Remarks

- The number of children on the Child Protection Register has remained static from quarter 1 to quarter 2 and is currently sitting at 48.
- East Lothian's rate per '000 of population of children is 2.5 compared to the national average of 3.0 in relation to registration. This compares favourably with other similarly sized local authority areas.
- The majority of children on the register are 0-4 years of age or in utero (54%).
- The repeat IRD's over the past 15 months demonstrates a decrease of 'no repeats IRD's' from 81% in quarter 1 to 72% in quarter 2. The number of 'one repeat IRD's' has increased from 14% in quarter 1 to 25% in quarter 2 while 'two repeat IRD's' has decreased from 5% to 2%. There was one instance of 'three repeat IRD's' in quarter 2.
- The predominant areas for concern remain parental drug misuse, domestic violence and neglect. The number of children on the Child Protection Register where parental mental health is an area of concern has increased from 35% in quarter 1 to 44% in quarter 2.
- Child Protection Registrations remain concentrated in the Tranent, Musselburgh and Prestonpans areas.
- The spread and number of Health Visitor Cause for Concern cases in the East Lothian area remain broadly similar.
- East Lothian has 198 looked after children. This is the first time it has dropped below 200 in 18 months (April 2012). A fall in the number of children in formal kin care to 25 and a drop of one in Foster Care and one in Residential Care means we now have three quarters of all Looked After Children (75.2%) placed away from home compared with a national picture of 68.2%.

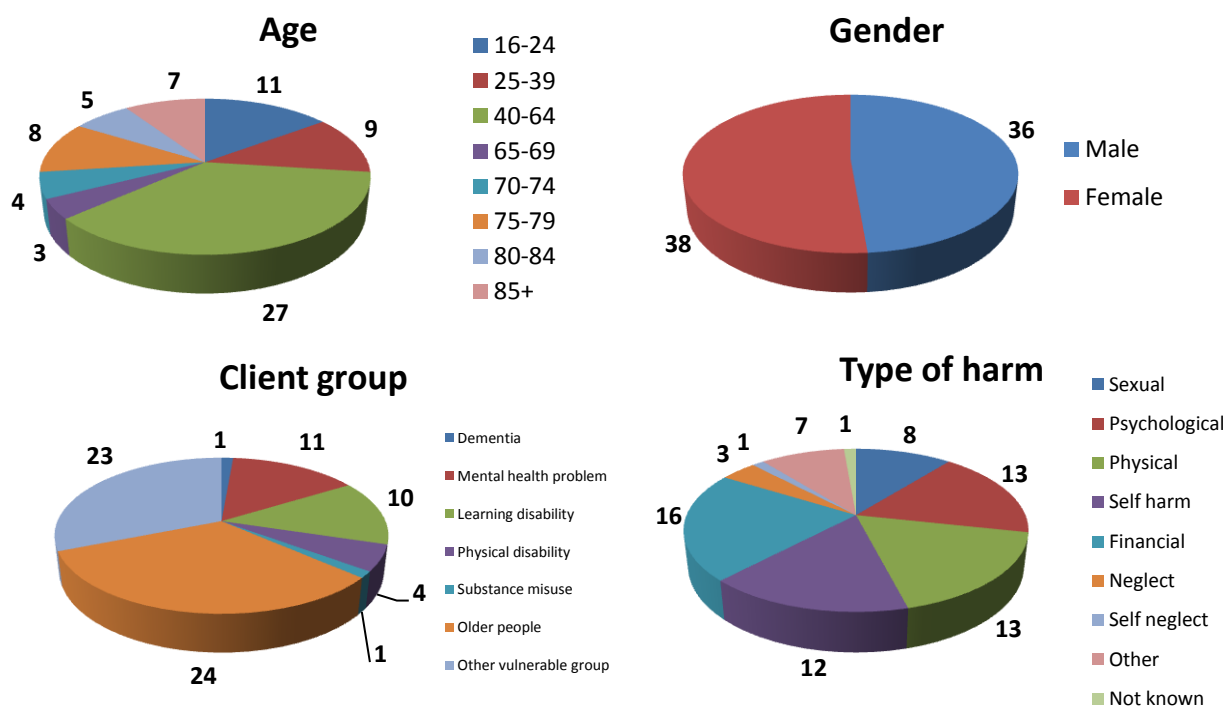
2) Adult Protection – East Lothian

2.1) Trends and Patterns

Measure	Short term trend	Long term trend	2010/11	2011/12	2012/13	Q1 2013 / 14	Q2 2013 / 14	Q3 2013 / 14	Q4 2013 / 14	Annual
Referrals	↑	↑	835	941	1065	293	311	-	-	604
Duty to Inquire	↓	↔	143	307	363	78	74	-	-	152
IRD	↑	↓	58	145	132	27	40	-	-	67
Case Conferences*	↓	↓	36	95	141	20	16	-	-	36
Professionals meetings	↑	↔	-	-	40	4	5	-	-	9
No of open cases	↑	↓		56	48	34	39	-	-	Average 36
Protection Orders	↓	↓	8	5	11	3	1	-	-	4
No of Large Scale Investigations	↔	↓	2	7	6	1	0	-	-	1

* 2010/11 & 2011/12 figures include Professionals Meetings.

2.2) Profile



2.3) Closing Remarks

In quarter 2 the referral rate in East Lothian rose by 6% 293 to 311 (249 of these were police Adult Concern Forms, of which 23 (9%) required Inquiries to be made under Adult Support and Protection). In quarter 2, 74 (30%) of all Adult Support and Protection referrals were progressed through Duty to Inquire and in this quarter the percentage of those which progressed through IRD to Investigation increased from 33% in quarter 1 to 54% in quarter 2. This represents a slight increase in the long term trend 2012-13. The actual number of cases being managed under Adult Protection has increased from 34 in quarter 1 to 39 in quarter 2 which, consistent with the trend, still remains lower than the average for 2012-13 which was 48.

In quarter 2 the profile of Adult Protection inquiries shows slightly more in relation to females (38) than males (36). The number of Adult Protection Inquiries in relation to the under 65 age group was 64%, with 36% in relation to over 65s. In terms of client group, 38% of inquiries were in relation to older people (including dementia), with 31% in the "other vulnerable" category which includes people with complex issues, who do not neatly fall into other categories. This figure continues to reflect the large number of police referrals received, a large proportion of which do not meet the criteria of an Adult at Risk of Harm. Steps are therefore being taken to change the screening process, acknowledging that the majority of these referrals are not, in fact, Adult Support and Protection, and it is hoped this will have a positive impact on operational demand.

Whilst acknowledging that people are usually subject to more than one type of harm, in quarter 2, 18% of Inquiries were in relation to self harm including self neglect, 22% financial harm; 18% physical harm; 18%, psychological harm, 10% sexual harm, 4% neglect and 10% other / not known as the primary harm reported.

The number of professionals meetings has increased slightly to 5 in quarter 2 from 4 in quarter 1, and the number of case conferences has reduced to 16 in quarter 2 from 20 in quarter 1 which is comparable with the overall trend. A record of attendance at case conferences is being considered by the Quality Assurance sub-committee and there is ongoing discussion about appropriate engagement with GPs.

In quarter 2 there was one banning order in force in East Lothian, without powers of arrest. The adult was a woman under 65 with mental health problems, at risk of sexual and physical harm in the context of domestic abuse. The subject of the order is her partner.

One Large Scale Investigation for a care at home agency is ongoing, and in quarter two no new Large Scale investigations were initiated.

East & Midlothian Public Protection Lead Officer Observations report

**Quarter 3
2013 / 2014**

October to December

1) Child Protection – East Lothian

1.1) Trends & patterns

Measure	Short term trend	Long term trend	2010/11	2011/12	2012/13	Q1 2013/14	Q2 2013/14	Q3 2013/14	Q4 2013/14	Annual (average)
No of children on CPR in East Lothian	↓	↓	53	66	53	47	48	44	-	46
No of children on CPR in Midlothian	↓	↓	112	95	49	54	72	66	-	64

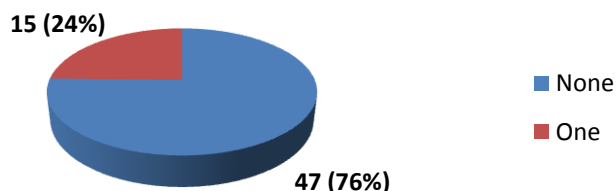
Comparison with similar sized authority areas – as at 31st July 2012:

Authority Area	Rate per 1,000 (0-15 pop)	Authority Area	Rate per 1,000 (0-15 pop)
West Dunbartonshire	2.2	East Renfrewshire	1.9
East Lothian	2.3 (as at 31/12/13)	Inverclyde	2.4
National average	3.0	Stirling	2.5
Moray	3.0	National average	3.0
Argyll & Bute	3.4	Midlothian	3.9 (as at 31/12/13)

Repeat Inter-agency Referral Discussion's (East Lothian):

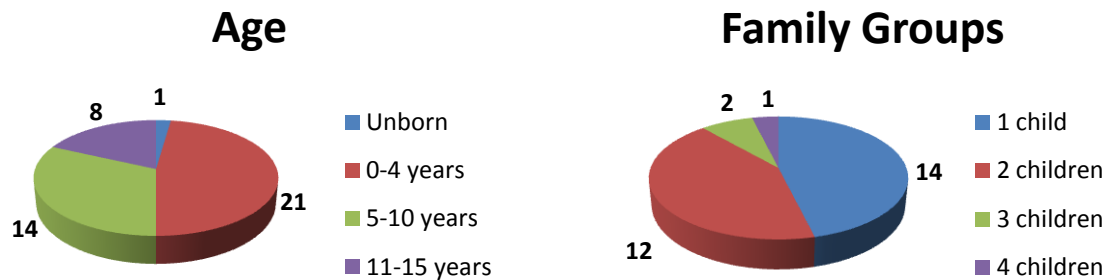
Between 1st October 2013 and 31st December 2013 there were a total of 62 sibling groups subject to an IRD within East Lothian. When an IRD is undertaken the Team Leader is asked to record how many IRD's the child has been subject to in the previous 15 months. The pie chart below is a breakdown of this data over quarter 3:

East Lothian - repeat IRD's by sibling group



1.2) Profile

East Lothian Child Protection profile as at 31st December 2013 (quarter 3)



- For 45% of children (20) on the Child Protection Register domestic violence was an area of concern.
- For 61% of children (27) on the Child Protection Register parental drug misuse was an area of concern.
- For 23% of children (10) on the Child Protection Register parental alcohol misuse was an area of concern.
- For 34% of children (15) on the Child Protection Register neglect was an area of concern.
- For 25% of children (11) on the Child Protection Register parental mental health problems were an area of concern.

1.3) Closing Remarks

At the time of writing this report, the number of children on the child protection register over the last quarter has fallen from 48 to 44 with the majority of children registered remaining under the age of 4 years. East Lothian's rate of children registered per 1,000 of the population is 2.3 compared to the national average of 3.0. 14 of the children on the child protection register in East Lothian are repeat registrations.

The number of one repeat Inter-agency Referral Discussions (IRD's) has risen from 14% to 24% and the number of no repeat IRD's has in turn fallen from 81% to 76%. There have been no two repeat IRD's over the period.

The predominant area of concern in respect of children currently on the child protection register within East Lothian is parental drug misuse (61% equating to 27 children) followed by domestic abuse (45%, 20 children), then neglect (34%, 15 children), parental alcohol misuse (23%, 10 children) and parental mental health problems (25%, 11 children). These statistics show an increase in the combination of concern's impacting on children and young people in all areas apart from parental alcohol misuse which remains static.

The majority of children currently on the child protection register in East Lothian reside in the Tranent and Prestonpans area of the authority which is an increase from the previous quarter. In turn the number of children on the register residing in the Musselburgh and surrounding areas has decreased.

The above statistics do not correspond with the number of Children's Wellbeing referrals for the same areas with Musselburgh seeing a significant increase and Tranent and Prestonpans / Port Seton seeing a decrease. Health Visitor cause for concern cases have also increased in the Musselburgh, Tranent and Port Seton areas.

As of December 2013, the number of looked after children in foster care was 94 (increase of 1), kinship care 28 (increase of 4), residential care 29 (increase of 2) and looked after at home 54 (increase of 1). 7 looked after children are also currently subject to child protection registrations in East Lothian.

At the time of writing this report, East Lothian is awaiting publication of the findings from the recent care inspectorate's joint inspection of children's services. These findings will inform the necessary amendments to East Lothian's CPC Improvement Plan and will also inform the child protection priorities within the future joint Public Protection Committee action plan.

Signs of Safety has now been applied to all cases going to child protection case conference in East Lothian since April 2013. Since this time the number of children placed on the East Lothian child protection register has decreased. This statistic is beginning to reflect better outcomes in respect of children's safety. The use of the Signs of Safety approach was supported within the recent joint inspection. The inspection recommended that children's protection plans need to be SMART and that the views of children, their parents and extended family members need to be evidenced and represented. Further evaluation in these areas will now be undertaken.

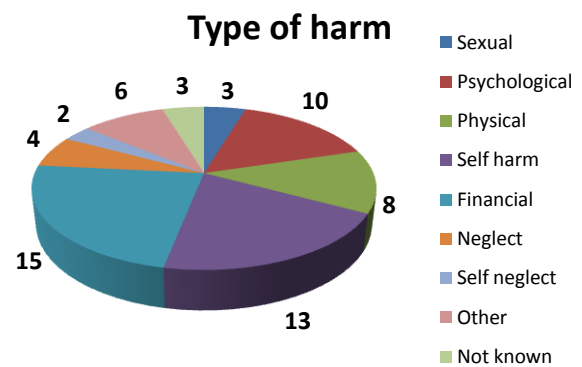
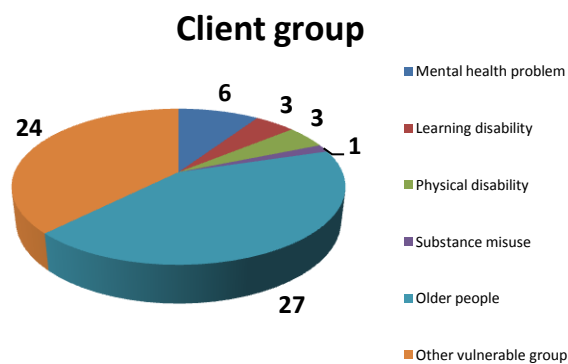
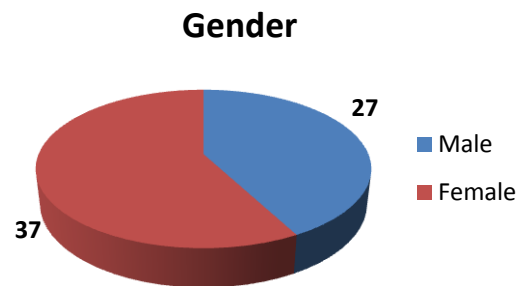
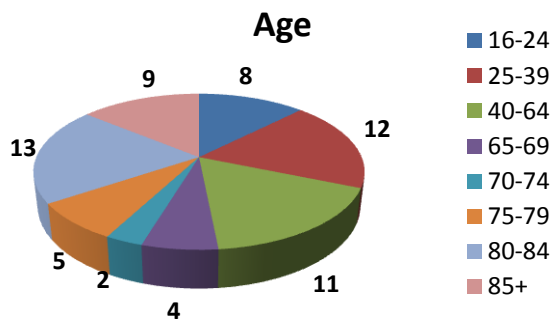
2) Adult Protection – East Lothian

2.1) Trends and Patterns

Measure	Short term trend	Long term trend	2010/11	2011/12	2012/13	Q1 2013 / 14	Q2 2013 / 14	Q3 2013 / 14	Q4 2013 / 14	Annual
Referrals	↓	↑	835	941	1065	293	311	283	-	887
Duty to Inquire	↓	↓	143	307	363	78	74	64	-	216
IRD	↓	↓	58	145	132	27	40	16	-	83
Case Conferences*	→	↓	36	95	141	20	16	16	-	52
Professionals meetings	↓	↓	-	-	40	4	5	4	-	13
No of open cases	↑	↓		56	48	34	39	46	-	Average 40
Protection Orders	↓	↓	8	5	11	3	1	0	-	4
No of Large Scale Investigations	→	↓	2	7	6	1	0	0	-	1

* 2010/11 & 2011/12 figures include Professionals Meetings.

2.2) Profile



2.3) Closing Remarks

In quarter 3 the referral rate in East Lothian fell by 9% (311 in quarter 2 to 283 in quarter 3); 241 of these referrals were Police Adult Concern Forms, and from these Adult Concern Forms 21 (9%) required Inquiries to be made under Adult Support and Protection. In quarter 3, 64 (22%) of all Adult Support and Protection referrals were progressed through Duty to Inquire which is 8% less than in quarter 2. In this quarter the percentage of those which progressed through IRD to Investigation decreased from 54% (40) in quarter 2 to 25% (25) in quarter 3. This represents a significant decrease in the long term trend for 2012-13. The actual number of cases being managed under Adult Protection has increased from 39 in quarter 2 to 46 in quarter 3 which is close to the average for 2012-13 which was 48.

In quarter 3 the profile of Adult Protection inquiries shows 58% (37) in relation to females (38) and 42% (27) in relation to males. The number of Adult Protection Inquiries in relation to the under 65 age group was 48% (31) with 52% (33) in relation to over 65s. In terms of client group, 42% of inquiries were in relation to older people (including dementia), 9% (6) were in relation to people with mental health problems, 5% (3) people with a learning disability, 5% (3) people with a physical disability, and 2% (1) with substance misuse issues. A significant 37% (24) are in the "other vulnerable" category which includes people with complex issues, who do not neatly fall into other categories. This figure continues to reflect the large number of police referrals received, a large proportion of which do not meet the criteria of an Adult at Risk of Harm. Steps are therefore being taken to change the screening process, acknowledging that the majority of these referrals are not, in fact, Adult Support and Protection, and it is hoped this will have a positive impact on operational demand. Whilst acknowledging that people are usually subject to more than one type of harm, in quarter 3, the primary source of harm for which inquiries were made was 24% (15) in relation to self harm including self neglect, 24% (15) financial harm; 13% (8) physical harm, 16% (10) psychological harm, 5% (3) sexual harm, 6% (4) neglect and 9% (6) other / not known as the primary harm reported.

The number of professionals meetings has decreased from 5 last quarter, to 4 in quarter 3, which is comparable with the overall trend. There were 16 case conferences in quarter 3 which is the same as quarter 2 and remains comparable with the overall trend. A record of attendance at case conferences is being considered by the Quality Assurance sub-committee and there is ongoing discussion about appropriate engagement with GPs.

In quarter 3 there were no protection orders in force in East Lothian.

In quarter 3 a multi-agency strategy meeting was held in relation to a care at home agency regarding issues around management and coordination of the service which may have caused harm to service users. The meeting was satisfied that the steps taken by the organisation were sufficient and a Large Scale Investigation was not initiated in this case.

A multi-agency strategy meeting was also held in relation to a care home where there were significant concerns about staffing levels and quality of care to residents. It was agreed to initiate a Large Scale Investigation, and at the time of writing that is ongoing. Multi-agency staff are working closely with the provider to proactively support the required improvements to ensure residents safety and wellbeing.