

REPORT TO: Policy and Performance Review Committee

MEETING DATE: 24 September 2013

BY: Head of Service / CSWO

SUBJECT: Child and Adult Protection

1 PURPOSE

This report gives an overview of the statistical information for Child and Adult Protection for Quarter 1 (2013 / 2014).

2 RECOMMENDATIONS

2.1 The Committee is asked to:

a) Note the contents of this report.

3 BACKGROUND

3.1 Child Protection

Over 30% of referrals are from Musselburgh with 25% from Tranent. The average number of children this year in foster care is 96 – a rate per 1,000 of 4.4, below the national average of 5.0 (as at July 2012).

The number of children on the Child Protection Register continues to reduce since Signs of Safety was introduced in April this year. Signs of Safety is a practice model which places greater emphasis on preparation, participation and planning for Child Protection Case Conferences where families are more engaged within the process. More children's safety plans are being drawn up at Case Conference, as opposed to Child Protection plans. There are currently 47 children on the Child Protection Register.

The majority of children on the register remain under 4 years of age or in utero (62%) demonstrating that it is the most vulnerable who have child protection plans in place.

The predominant areas of concern remain neglect and substance misuse, with a steady rise of inter-agency referral discussions for domestic violence. There has been an increase of drug misuse concerns from 26% last quarter to 49% this quarter, with a decrease in alcohol misuse from 28% to 15% this quarter. The Child Protection registrations remain concentrated in the Musselburgh area with a shift from Haddington, Prestonpans and Port Seton to Tranent.

The Health Visitor cause for concern families are broadly similar to the last quarter with a total of 185 children who are sitting just below the Child Protection level. These families receive a higher level of support from their Health Visitor, due to the vulnerability of the children.

North Berwick / Cockenzie and Port Seton have a total of 41 cause for concern families with no children on the Child Protection Register, possibly demonstrating good preventative work, which requires further analysis through health.

The total number of children who were re-registered on the Child Protection Register between 1/09/11 and 31/08/13 is 30 children:

13 single children

3 families of 2 siblings

1 family of 3 siblings

2 families of 4 siblings

The number of one repeat Inter-agency Referral Discussions (IRD) has decreased from 21% in Quarter 4 to 14% this quarter. An IRD is the first stage in the process of joint information sharing, assessment and decision making about children at risk of harm.

The number of Case Conferences held between 1/09/12 and 31/08/13 was 119, a decrease of 10% from 1/09/11 to 31/08/12 when there were 132 Case Conferences. There was 1 young person in secure accommodation in July / August.

The first training session for the new Getting it Right for Children & Families Affected by Parental Problem Alcohol & Drug Use guidance was delivered on 6 September to an inter-agency audience of 64 professionals including a large number of Education staff, the feedback from this first session was positive.

With a decreasing number of children on the Child Protection Register the data sample is reducing and therefore any change in numbers can be significant. It is therefore possibly more useful to start including referral statistics mapped geographically, which have been increasing over the past year – currently an 8% increase from last year.

3.2 Adult Protection

In quarter 1 the referral rate in East Lothian fell by 4% from 304 to 293; 26% of referrals were progressed through Duty to Inquire 33% of which progressed through IRD to Investigation. These figures are broadly consistent with the trend over 2012-13. The actual number of cases being managed under Adult Protection has reduced from 43 in Quarter 4 to 34 which is 20% lower than the average for 2012-13 which was 48. The reduction in numbers has arisen following developmental training and awareness raising of staff around the importance of procedural timescales and electronic closures on Framework i. Previously there were a large number of outstanding "Duty to Inquires", this number currently stands at zero.

In this period the profile of Adult Protection inquiries remains broadly consistent with 2012-13, with 45% in relation to over 65s. In terms of client group, 39% of inquiries were in relation to older people, with 33% in the "other vulnerable" category which includes people with alcohol and substance misuse issues, who do not neatly fall into other categories. This figure reflects the majority of police referrals received despite a large proportion not meeting the criteria of an Adult at Risk of Harm. An Adult at Risk of Harm is described in the Adult Support and Protection (Scotland) Act 2007 as someone over 16, who is:

- a) Unable to safeguard their own well-being, property rights or other interests
- b) Is at risk of harm – and
- c) Because they are affected by disability, mental disorder, illness or physical or mental infirmity, is more vulnerable to being harmed than adults who are not so affected.

Operationally this category often presents with very chaotic and risky behaviours and can have a significant demand on frontline resources. In the majority of cases referred by police, consent is not obtained from the adult and they are unaware that a referral has been submitted to Adult Wellbeing, this raises ethical issues in relation to the Right to Privacy and can often raises dilemmas for practitioners when screening the referrals.

Whilst acknowledging that people are usually subject to more than one type of harm, in Quarter 1, the primary type of harm reported in 20% of Inquiries were in relation to self harm, 17% in relation to financial harm, 17% in relation to physical harm and 17% in relation to psychological harm. The remainder were in relation to neglect, including self neglect (10%), sexual harm (8%) and the remaining 11% was recorded as other / not known.

The number of professionals meetings has reduced slightly and the number of case conferences has reduced to 20 in Quarter 1 from 27 in Quarter 4 2012-13 which is comparable with the overall trend in 2012-13. A record of attendance at case conferences is being considered by the

Quality Assurance sub-committee and issues highlighted include how to best facilitate GP involvement. East Lothian Council has created a short working document to support council officers when carrying out Inquiries within the framework of Scottish Governments Guidance for G.Ps. Further development in the form of “roadshows” with G.Ps is planned to assist with the engagement of G.Ps in Adult Protection practices within East Lothian.

The geographical spread of referrals is mostly clustered around the Musselburgh Tranent and Haddington areas.

4 POLICY IMPLICATIONS

4.1 N/A

5 EQUALITIES IMPACT ASSESSMENT

5.1 This report is not applicable to the well being of equalities groups and an Equalities Impact Assessment is not required.

6 RESOURCE IMPLICATIONS

6.1 Financial – N/A

6.2 Personnel – N/A

6.3 Other – N/A

7 BACKGROUND PAPERS

7.1 Attached to this report is an appendix which is the Quarter 1 Observations Report prepared for CSOG and Committee Forums.

AUTHOR'S NAME	Anne Thompson / Sheila Foggon
DESIGNATION	Adult Protection Lead Officer – East & Midlothian / Child Protection Lead Officer Joint CPC & East Lothian
CONTACT INFO	anne.thompson@midlothian.gov.uk 0131 271 6676 sfoggon@eastlothian.gov.uk 01620 820 119
DATE	24/09/13

East Lothian Public Protection Lead Officer Observations report

Quarter 1 2013 / 2014

April to June

Reporting to the:

- 1) East Lothian Council Policy & Performance Review Committee on Tuesday 24th September 2013.

Contents:

Child Protection	-	Page 2
Adult Protection	-	Page 8
Offender Management Committee	-	Page 12
Violence Against Women – MARAC	-	Page 14

1) Child Protection:

1.1) Trends & patterns

Measure	Short term trend	Long term trend	2010/11	2011/12	2012/13	Q1 2013/14	Q2 2013/14	Q3 2013/14	Q4 2013/14	Annual (average)
No of children on CPR in East Lothian	↓	↓	53	66	53	47	-	-	-	47

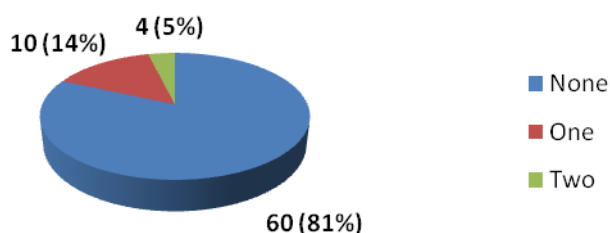
Comparison with similar sized authority areas – as at 31st July 2011:

Authority Area	Rate per 1,000 (0-15 pop)
West Dunbartonshire	1.2
Argyll & Bute	2.7
National average	2.9
Moray	3.1
East Lothian	2.5 (as at 30/06/13)

Repeat Inter-agency Referral Discussion's (East Lothian):

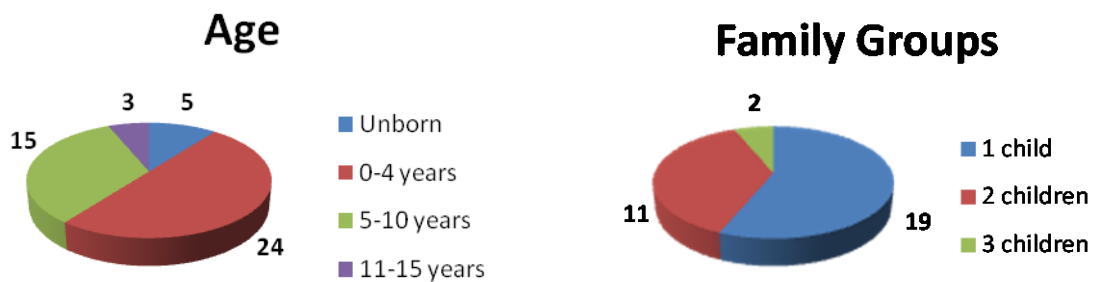
Between 1st April 2013 and 30th June 2013 there were a total of 74 sibling groups subject to an IRD within East Lothian. When an IRD is undertaken the Team Leader is asked to record how many IRD's the child has been subject to in the previous 15 months. The pie chart below is a breakdown of this data over quarter 1:

East Lothian - repeat IRD's by sibling group



1.2) Profile:

East Lothian Child Protection profile as at 30th June 2013 (quarter 1)



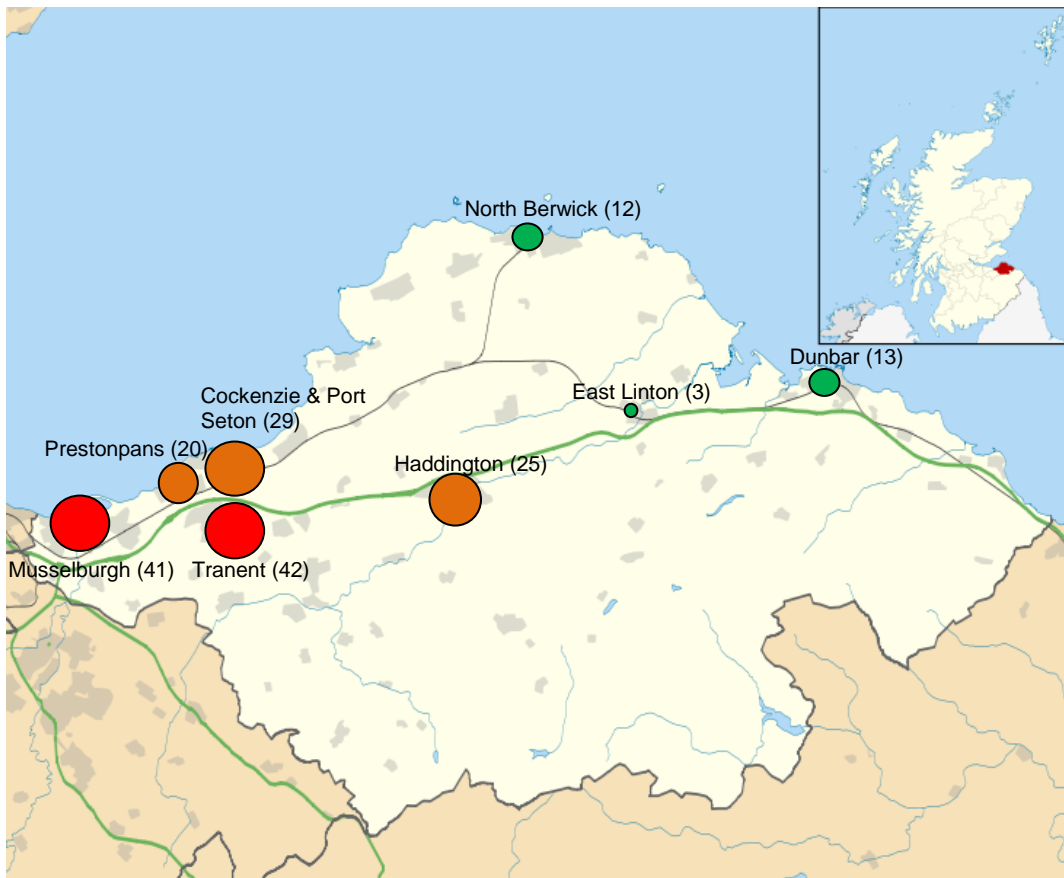
- For 34% of children (16) on the Child Protection Register domestic violence was an area of concern.
- For 49% of children (23) on the Child Protection Register parental drug misuse was an area of concern.
- For 15% of children (7) on the Child Protection Register parental alcohol misuse was an area of concern.
- For 43% of children (19) on the Child Protection Register neglect was an area of concern.
- For 6% of children (3) on the Child Protection Register parental mental health problems were an area of concern.

1.3) Geography:

East Lothian Children on the Child Protection Register



East Lothian Health Visitor Cause for Concern



1.4) Closing Remarks:

East Lothian

- The number of children on the Child Protection Register continues to reduce demonstrating a longer term trend of reductions and currently sitting at 47 children.
- East Lothian's rate per 1,000 of population of children is 2.5 compared to the national average of 2.9 in relation to registration.
- The majority of children on the register remain under 4 years of age or in utero (62%).
- The repeat IRD's over the past 15 months demonstrates an increase of '**no repeats IRD's**' to 81% from 74% in the quarter 4 report. The number of 'one repeat IRD' has decreased from 21% in quarter 4 to 14% in quarter 1 while 'two repeat IRD's' has remained the same at 5%.
- The predominant areas for concern remain neglect and substance misuse. There is an increase of drug misuse from 26% to 49% and a decrease in alcohol misuse from 28% to 15%. Domestic violence has increased slightly from 32% to 34%.
- The Child Protection Registrations remain concentrated in the Musselburgh area with a shift from Haddington and Prestonpans / Port Seton areas to Tranent.
- The Health Visitor Cause for Concern families, in number and spread geographically within East Lothian are broadly similar to last quarter.
- North Berwick, Cockenzie and Port Seton all have a number of children who are identified as Cause for Concern families. There are no children on the Child Protection Register in these 3 areas.
- East Lothian has 209 looked after children, 34 of those children are in formal Kin Care which is a rate of 1.5 per 1,000, considerably below the national average of 3.7 per 1,000. This form of care is being actively promoted both at national and local level.

3rd sector – Children 1st

Young Families Outreach	45	increase of 10 from quarter 4
Family Group Conferencing	12	reduction of 13
Bfriends Project	31	reduction of 5

Children worked with on Child Protection Register:

Young Families Outreach	11	decrease of 2
Family Group Conferencing	6	decrease of 4
Bfriends Project	2	increase of 1

N.B: Some children may have been worked with across quarters and will therefore have been counted more than once.

I have no information from SCRA this quarter.

It is important to point out that the decreasing number of children on the Child Protection Register means that the data sample is getting smaller and therefore any change in numbers can be significant. It is therefore possibly more useful to start including referral statistics which have been increasing over the past year with an 8% increase over the same period last year.

Using Child Protection referral statistics alongside the data in relation to the Child Protection Register would hopefully broaden the information available to CSOG in future.

Sheila Foggon
Child Protection Lead Officer
East Lothian

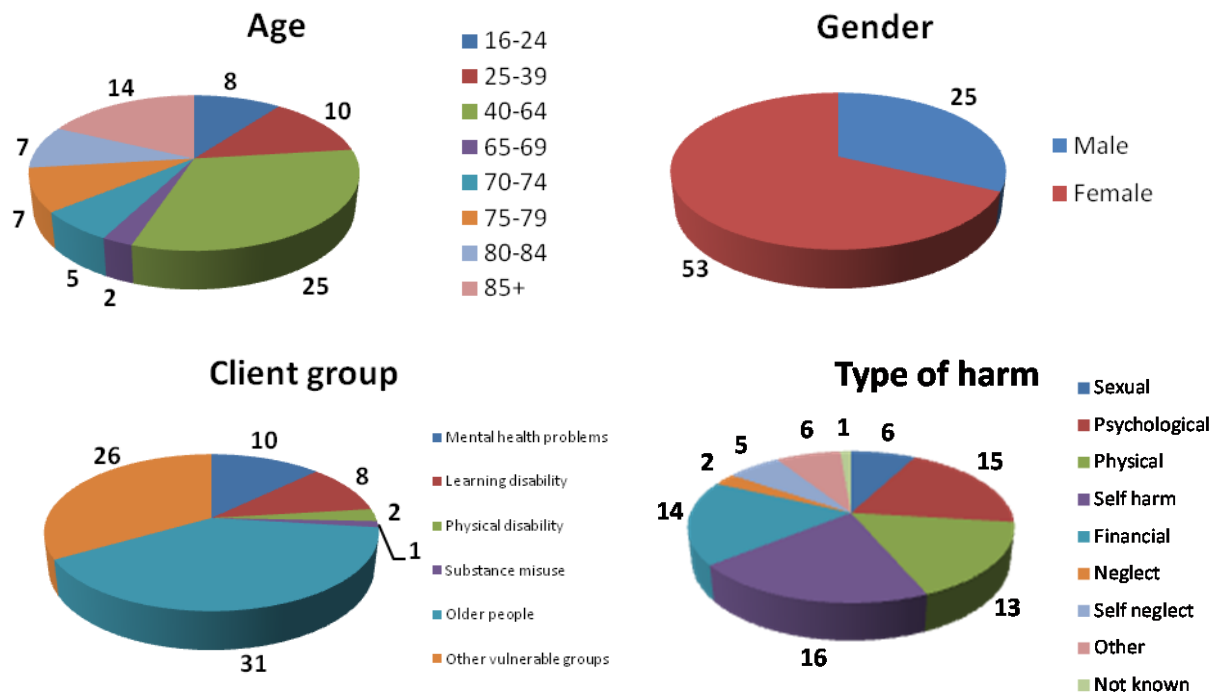
2) Adult Protection:

2.1) Trends and Patterns – East Lothian

Measure	Short term trend	Long term trend	2010/11	2011/12	2012/13	Q1 2013 / 14	Q2 2013 / 14	Q3 2013 / 14	Q4 2013 / 14	Annual
Referrals	▬	↑	835	941	1065	293	-	-	-	293
Duty to Inquire	↓	↑	143	307	363	78	-	-	-	78
IRD	↓	↓	58	145	132	27	-	-	-	27
Case Conferences*	↓	↑	36	95	141	20	-	-	-	20
Professionals meetings	▬	↓	-	-	40	4	-	-	-	4
No of open cases	↓	↓		56	48	34	-	-	-	Average 34
Protection Orders	▬	↑	8	5	11	3	-	-	-	3
No of Large Scale Investigations	▬	↓	2	7	6	1	-	-	-	1

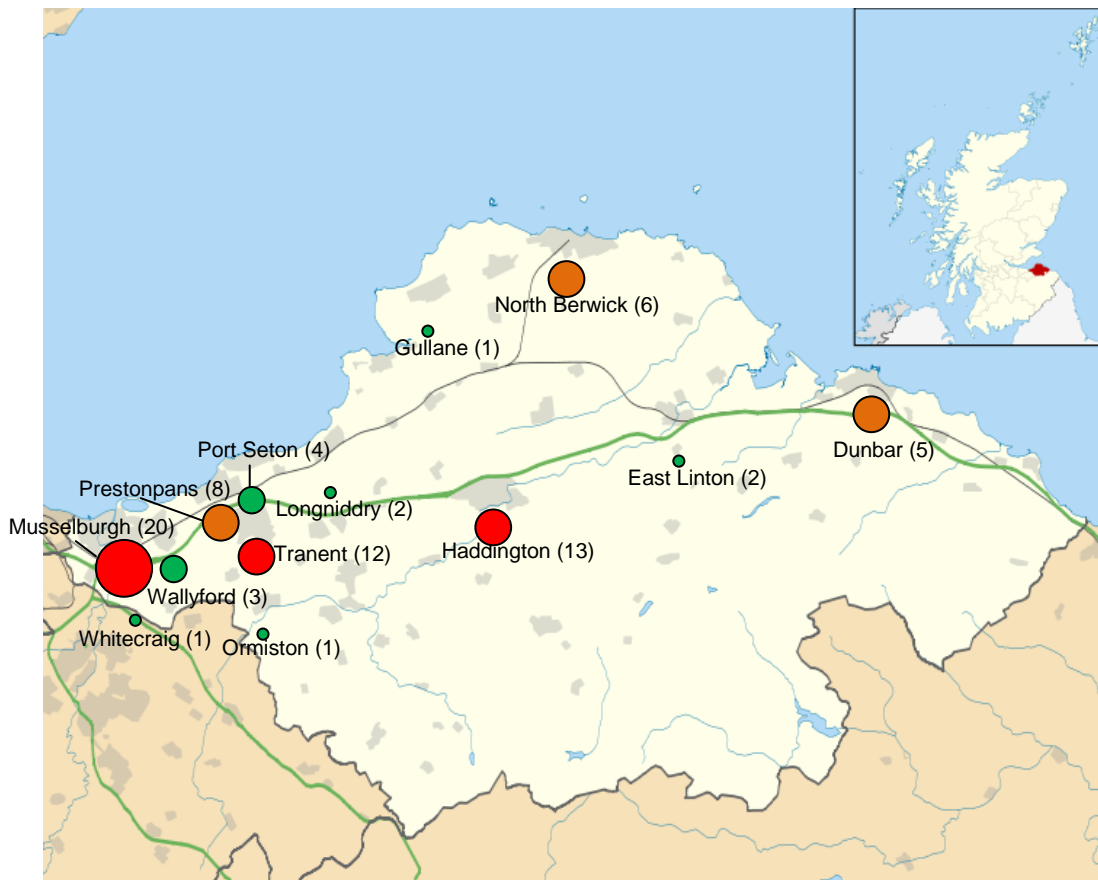
* 2010/11 & 2011/12 figures include Professionals Meetings.

2.2) Profile – East Lothian



2.5) Geography:

East Lothian Referrals by Home Address



2.6) Closing Remarks:

East Lothian

The referral rate in East Lothian fell by 4% in quarter 1 from 304 to 293 (246 of which were police Adult Concern Forms, 32 (13%) for which Inquiries were made under Adult Support and Protection) 26 of the total inquiries resulted from police referrals. In quarter 1 26% of referrals were progressed through Duty to Inquire 33% of which progressed through IRD to Investigation. These figures are broadly consistent with the trend over 2012-13. The actual number of cases being managed under Adult Protection has reduced from 43 in quarter 4 to 34 which is 20% lower than the average for 2012-13 which was 48. The reduction in numbers has arisen following developmental training and awareness raising of staff around the importance of procedural timescales and electronic closures on Framework i. Previously there were a large number of outstanding "Duty to Inquires", this number currently stands at zero.

In quarter 1 the profile of Adult Protection inquiries remains broadly consistent with 2012-13, with 45% in relation to over 65s. In terms of client group, 39% of inquiries were in relation to older people, with 33% in the "other vulnerable" category which includes people with alcohol and substance misuse issues, who do not neatly fall into other categories. This figure reflects the majority of police referrals received despite a large proportion not meeting the criteria of an Adult at Risk of Harm. Operationally this category often presents with very chaotic and risky behaviors and can have a significant demand on frontline resources. In the majority of cases referred by police, consent is not obtained from the adult and they are unaware that a referral has been submitted to Adult Wellbeing, this raises ethical issues in relation to the Right to Privacy and can often raise dilemmas for practitioners when screening the referrals.

Whilst acknowledging that people are usually subject to more than one type of harm, in quarter 1, 20% of Inquiries were in relation to self harm, 17% in relation to financial harm and 17% in relation to physical harm or psychological harm as the primary harm reported.

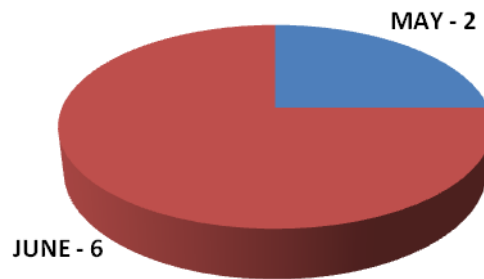
- The number of professionals meetings has reduced slightly to 4 in quarter 1 from 5 in quarter 4 2012-13, and the number of case conferences has reduced to 20 in quarter 1 from 27 in quarter 4 2012-13 which is comparable with the overall trend in 2012-13. A record of attendance at case conferences is being considered by the Quality Assurance sub-committee and issues highlighted include how to best facilitate GP involvement. East Lothian Council has created a short working document to support council officers when carrying out Inquiries within the framework of Scottish Governments Guidance for GPs. Further development in the form of "roadshows" with GPs is planned to assist with the engagement of GPs in Adult Protection practices within East Lothian.

4) Violence Against Women – MARAC:

The Multi-agency Risk Assessment Conference conducted its first conference on 30th May 2013. Therefore these figures are a 2 month snapshot of the cases being referred to the service.

MARAC profile from May – June 2013

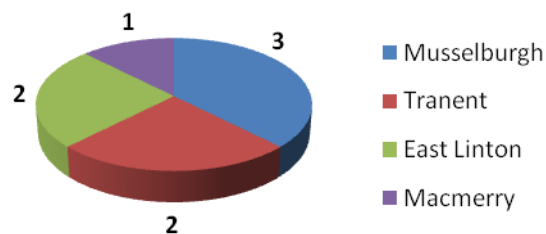
East Lothian



- Total of 8 referrals from East Lothian:
 - 100% of which were from Police Scotland.

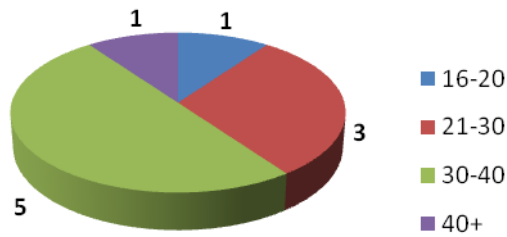
The following charts show the areas in which the referrals are coming from:

East Lothian



In terms of a pattern of age groups being referred, MARAC have noted the following figures:

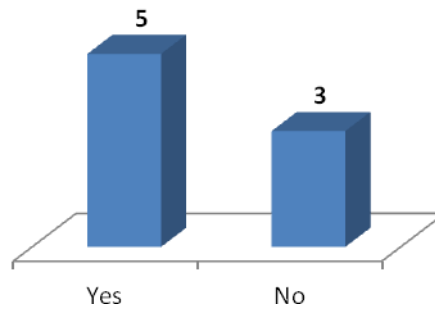
East Lothian



Children involved in Domestic Abuse relationships:

MARAC has also observed the number of children involved in domestic abuse relationships and where these children are being cared for. MARAC has identified the following figures.

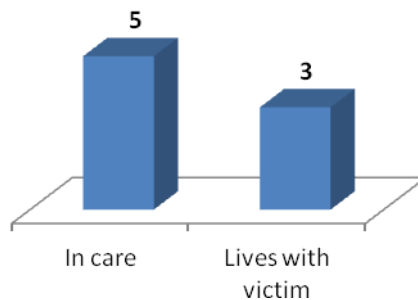
East Lothian



- As these figures show 5 of the 8 cases referred from East Lothian the victim was a parent to 1 or more children.

The following breakdown shows what number of these families are being “looked after” outwith the family home. This includes kinship care, foster care and residential care.

East Lothian



Michelle Williams
MARAC Co-ordinator