

## Members' Library Service Request Form

Date of Document	17/04/13
Originator	Senior Environmental & Consumer Services Manager
Originator's Ref (if any)	
Document Title	ELC Scottish Climate Change Declaration Annual Report 2012

Please indicate if access to the document is to be "unrestricted" or "restricted", with regard to the terms of the Local Government (Access to Information) Act 1985.

Unrestricted	<input checked="" type="checkbox"/>	Restricted	<input type="checkbox"/>
--------------	-------------------------------------	------------	--------------------------

If the document is "restricted", please state on what grounds (click on grey area for drop-down menu):

For Publication
-----------------

Please indicate which committee this document should be recorded into (click on grey area for drop-down menu):

Cabinet
---------

Additional information:

Authorised By	Monica Patterson
Designation	Ex Dir (Services for Communities)
Date	22 April 2013

For Office Use Only:	
Library Reference	125/13
Date Received	30/05/13
Bulletin	May 2013

**REPORT TO:** Members' Library Service

**MEETING DATE:** May 2013

**BY:** Executive Director (Services for Communities)

**SUBJECT:** Scottish Climate Change Declaration - East Lothian Council annual report 2012

---

## **1 PURPOSE**

- 1.1 To inform the Council of the East Lothian Council Annual Report (2012) on the Scottish Climate Change Declaration.

## **2 RECOMMENDATIONS**

- 2.1 To note the report

## **3 BACKGROUND**

- 3.1 East Council re-signed Scotland's Climate Change Declaration in March 2008. The Declaration is a public statement wherein local authorities acknowledge the reality and implications of climate change and their responsibility to respond effectively. The Declaration also welcomes the actions of the UK and Scottish governments and the opportunities for local authorities to work in partnership with others in responding to climate change. All of Scotland's 32 local authorities have signed the Declaration.
- 3.2 As a signatory to Scotland's Climate Change Declaration (SCCD), East Lothian Council is committed to taking action across a range of key areas. These can be summarised as:
1. Providing effective **leadership, governance and management** on climate change.
  2. Reducing the local authority's **own direct greenhouse gas emissions** from their estate and services.
  3. Taking action to reduce **emissions from the local authority area**
  4. Assessing the risks of climate change impacts and working with others to **adapt to the impacts of climate change**.

5. Developing effective **partnership working and climate change communications**, including producing an annual statement of plans, activities and achievements.

3.3 The annual report – see appendix to this report - focuses on these five key areas, and outlines the steps East Lothian Council took in 2012 towards the SCCD commitments. The report will be sent to the Sustainable Scotland Network (SSN) which is co-ordinating the submission of annual SCCD reports on behalf of COSLA and Scottish Government.

#### **4 POLICY IMPLICATIONS**

4.1 Responding to the challenges of climate change is a key statutory responsibility of the Council and its community planning partners as outlined in the Council's Corporate Plan and the East Lothian Single Outcome Agreement 2011.

#### **5 EQUALITIES IMPACT ASSESSMENT**

5.1 This report is not applicable to the well being of equalities groups and Equality Impact Assessment is not required.

#### **6 RESOURCE IMPLICATIONS**

6.1 Financial – None

6.2 Personnel - None

6.3 Other -

#### **7 BACKGROUND PAPERS**

7.1 Scottish Climate Change Declaration

7.2 SSN guidance and reporting template on Scottish Climate Change Declaration

<b>AUTHOR'S NAME</b>	David Evans
<b>DESIGNATION</b>	Senior Environmental & Consumer Services Manager
<b>CONTACT INFO</b>	Devans@eastlothian.gov.uk
<b>DATE</b>	17 <sup>th</sup> April 2013

# **Scotland's Climate Change Declaration**

East Lothian Council Report 2012

## Introduction

East Lothian Council (the Council) re-signed Scotland's Climate Change Declaration in March 2008. The Declaration is a public statement wherein local authorities acknowledge the reality and implications of climate change and their responsibility to respond effectively. The Declaration also welcomes the actions of the UK and Scottish governments and the opportunities for local authorities to work in partnership with others in responding to climate change. All of Scotland's 32 local authorities have signed the Declaration.

As a signatory to Scotland's Climate Change Declaration (SCCD), the Council is committed to taking action across a range of key areas. These can be summarised as:

6. Providing effective **leadership, governance and management** on climate change;
7. Reducing the local authority's **own direct greenhouse gas emissions** from their estate and services;
8. Taking action to reduce **emissions from the local authority area**;
9. Assessing the risks of climate change impacts and working with others to **adapt to the impacts of climate change**;
10. Developing effective **partnership working and climate change communications**, including producing an annual statement of plans, activities and achievements.

This Report focuses on these five key areas, and outlines the steps the Council took over the past year towards the SCCD commitments. The reported data relates to financial year 2011/12 (FY11/12) where available. The report will be sent to the Sustainable Scotland Network which is co-ordinating the submission of annual SCCD reports on behalf of COSLA and Scottish Government.

### Section 1: Governance, Leadership and Management

The Council's Corporate Plan 2008-12 was superseded in 2012 by the East Lothian [Council Plan 2012-17](#). The plan identifies climate change and continuing demands on the earth's resources as key challenges both locally and globally and endorses both the Council's carbon management plan and the

## East Lothian Environment Strategy 2010-15.

The Housing & Environment Division of Services for Communities is the lead department for the Council on co-ordinating progress on SCCD. The Senior Environment and Consumer Services Manager is lead officer (supported by the Sustainable Development Officer) reporting to the Head of Housing & Environment. However, it is clearly recognised that developing the SCCD commitments is a cross-cutting corporate matter affecting the whole Council. There is therefore a cross-departmental Carbon Management Team, overseen by a Project Board comprising Heads of Service from across the Council and chaired by the Executive Director of community Services.

The Council has worked closely with its community planning partners in developing the [Single Outcome Agreement for East Lothian \(2011\)](#), which highlights sustainability as a cross-cutting issue. Protecting and enhancing the environment is also a key priority along with reducing our carbon footprint and demand on finite resources.

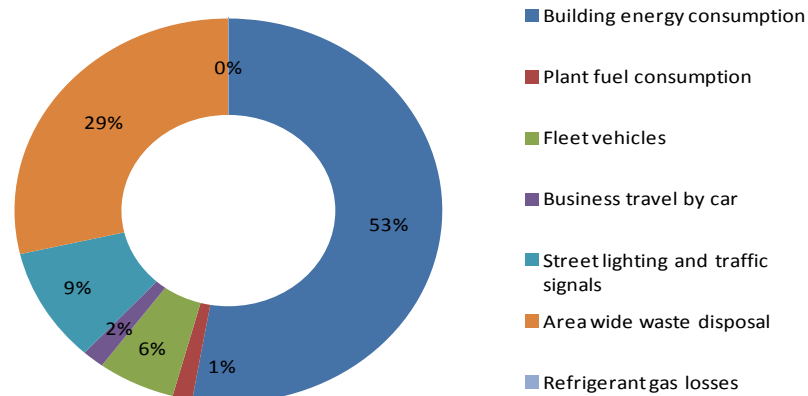
### **Priorities for the year ahead**

- Continued implementation and monitoring of the Carbon Management Plan;
- Implementation of procedures to ensure the climate change implications of plans and policies are fully considered as required by the Climate Change (Scotland) Act 2009 (CC(S)A);
- Reporting on Carbon Reduction Commitment;
- Reporting on the [Single Outcome Agreement for East Lothian \(2011\)](#); and
- Raising the profile of sustainability and climate change issues within the council, partners and wider community.

## **Section 2: Reducing the local authority's own direct greenhouse gas emissions from their estate and services**

The total GHG emissions associated with the Council's operational activities in FY11/12 are estimated to be 32,984 tonnes of CO<sub>2</sub>e a 5.8% reduction compared to FY10/11. A breakdown by source is shown below:

**Figure 1. Breakdown of emissions by source (FY11/12)**



The Council has developed the Carbon Trust's Carbon Management Plan to provide a corporate framework to achieve its reduction targets. The aims of the Plan are to:

- Reduce carbon emissions across Council operations by 25% by 2014 (5% per annum for the duration of the Plan);
- Embed carbon management into the Council's policies and practices across all service areas;
- Communicate carbon management objectives, initiatives and achievements to all Council employees, to improve participation in initiatives;

Particular progress was made during FY11/12 in the following areas:

- Continued improvement to energy metering and monitoring systems;
- Building energy efficiency improvements;
- Further Office rationalisation through the *WorkSmart* project;
- Continued upgrading of street lighting to more energy efficient white light;
- Purchase of electric vehicles and installation of charging infrastructure for electric vehicles;
- Further expansion of recycling provision in rural areas, schools, Council offices etc;
- Carbon Reduction Commitment (CRC) Participation.

East Lothian Council has set itself a target of reducing the greenhouse gas (GHG)

emissions arising from its operational activities by 25% by 2014, from a revised Financial Year 07/08 baseline of 38,954 tonnes of carbon dioxide equivalent (CO<sub>2</sub>e)<sup>1</sup>. The Carbon Management Plan (CMP) supports the Council's commitments in the Scottish Climate Change Declaration (SCCD) and its statutory obligations under the Climate Change (Scotland) Act 2009 (CC(S)A). In addition, the CMP will help to reduce the Council's exposure to anticipated increased energy costs as well as the forthcoming Carbon Reduction Commitment (CRC) tax.

In FY11/12 the total emissions associated with the Council's operational activities are estimated to be **32,984 tonnes of CO<sub>2</sub>e**<sup>2</sup>. A breakdown of these emissions by source is shown below.

Source of emissions	CO <sub>2</sub> (tCO <sub>2</sub> )	CH <sub>4</sub> (tCO <sub>2</sub> e)	N <sub>2</sub> O (tCO <sub>2</sub> e)	Total (tCO <sub>2</sub> e)	Percentage of total
<b>Direct emissions</b>					
Building energy consumption	17,201	15	82	17,299	53%
Plant fuel consumption	448	0	42	490	1.5%
Fleet vehicles	1,915	1	17	1,932	6%
Business travel by car	594	0.3	3	598	2%
Street lighting and traffic signals	3,129	1.6	19	3,150	10%
Area wide waste disposal	-	-	-	9,393	29%
Refrigerant gas losses	-	-	-	0.03	0.0001%
<b>Indirect emissions</b>					
Building water consumption	-	-	-	122	0.4%
<b>Total</b>	<b>-</b>	<b>-</b>	<b>-</b>	<b>32,984</b>	<b>100%</b>

When the assessment boundary is reduced to include only those sources of emissions included in the baseline, this is equivalent to a 15.3% reduction, or **5.1% per annum** (the graph below shows a comparison of emissions between reporting periods by source). When compared to FY10/11 we have reduced our emissions by 2,020 tonnes CO<sub>2</sub>e, a 5.8% reduction.

To date the Carbon Management Plan has achieved 16,500 tonnes carbon savings. This annual carbon reduction of around 5% is **estimated** on Carbon Trust methodology to save the Council in the region of £1 million per year<sup>3</sup>.

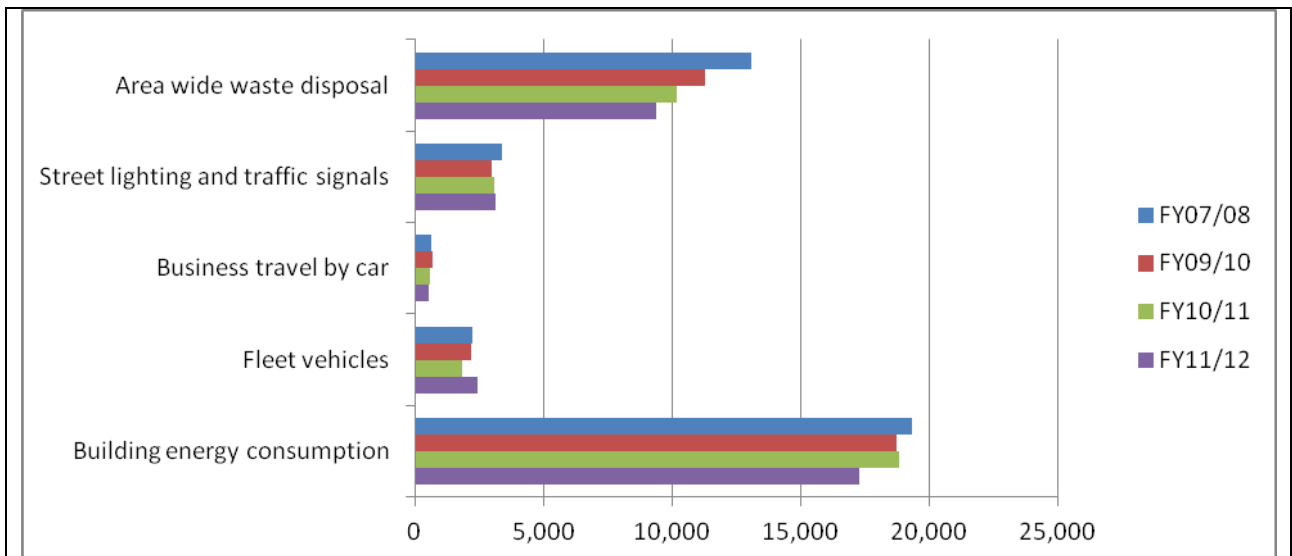
Building energy consumption and area wide waste disposal have achieved particularly impressive reductions of 9% and 8% respectively. However, the reduction in building energy consumption was in part attributed to the milder winter experienced in FY11/12.

<sup>1</sup> CO<sub>2</sub> equivalent (CO<sub>2</sub>e) is the unit used to indicate the Global Warming Potential of the six Kyoto GHGs

<sup>2</sup> To be consistent with previous reporting the indirect emissions from fuel use have been excluded – see Section 3.3 for details

<sup>3</sup> Based on an average cost per tonne of £207, which is based on the Council's baseline utility spend divided by the baseline emissions.





It should be noted that this progress has been achieved through relatively easy options, such as increased recycling uptake and improving building energy efficiency, as well as the knock-on effects of the economic downturn. In the future it is likely that it will be harder to sustain this level of reduction as there will be fewer *quick wins* to exploit.

Following the impressive reductions in the amount of waste sent to landfill, building energy consumption now accounts for more than 50% of total emissions. There has been a programme of building rationalisation across the Council's estate in recent years; however, there have also been a number of new buildings that have come on line in the last couple of years. A clearer picture of the full year effects of this will probably not emerge until 2013/14 data is available.

Nevertheless, a focus on continual energy efficiency upgrades through ongoing property projects, coupled with business cases put forward for a number of Renewable Energy Technology (RET) projects across the Council's estate should help to deliver continued energy and carbon savings and reduce the Council's exposure to future increases in the cost of energy.

The Council is currently on track to reach its 25% reduction target, but it will be challenging to sustain this level of progress. (As noted above the continued reduction in carbon emissions in 2011-12 was significantly helped by the mild winter weather). In addition the Council is aware that, future CMPs will need to deliver much more ambitious reduction targets of 42% and then 80%.

### **Priorities for the year ahead (2012-13)**

- energy efficiency upgrades through ongoing property projects, coupled with business cases put forward for a number of Renewable Energy Technology projects where appropriate across the Council's estate;
- Continued development of energy consumption data quality/ reliability
- School web portal to enable easy monitoring of energy consumption;

- Further investment in energy control improvements to buildings as part of planned maintenance programmes;
- Further feasibility studies and trialling of low carbon and renewable building technologies;
- Energy awareness training for key staff teams; and
- Fuel efficient driving training for key fleet drivers;
- Office recycling & composting initiatives;

### Section 3: Taking action to reduce the emissions from the local authority area

In line with SSN guidance the Council has used [Department of Energy and Climate Change \(DECC\)](#) and [Stockholm Environment Institute \(SEI\)](#) estimates of CO<sub>2</sub> emissions for East Lothian as a whole.

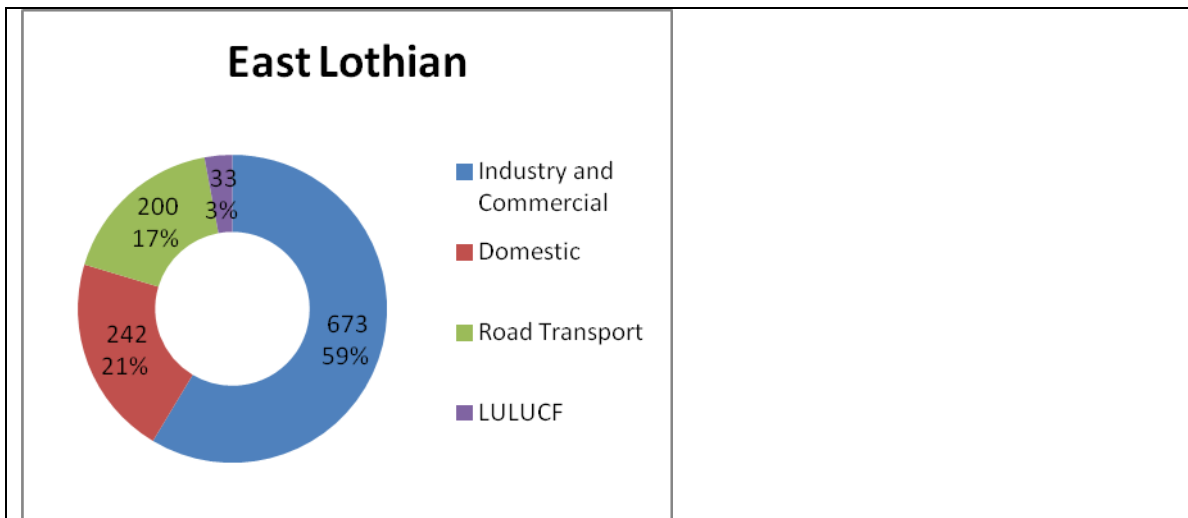
DECC employs a **production based methodology where the emissions associated with the production and processing of fuels (including electricity) are allocated to the end-user**. It excludes offshore oil and gas, aviation, shipping, exports and the embodied GHG emissions associated with imported goods and services.

The most recently available data relates to 2010 and estimates that area wide emissions in East Lothian are 1.148 million tonnes of CO<sub>2</sub>. This is equivalent to **11.7 tonnes of CO<sub>2</sub> per capita** (see below for a breakdown by source), which is significantly greater than the Scottish average of 7.5 tonnes of CO<sub>2</sub>. This disparity reflects the presence of Lafarge cement works in the county as a major source of CO<sub>2</sub> emissions in Scotland<sup>4</sup>: 59% of East Lothian's total carbon footprint is attributable to industry and commerce compared to a Scottish average of 41%.

**Figure 2. Breakdown of per capita CO<sub>2</sub> emissions by source (DECC 2012)**

---

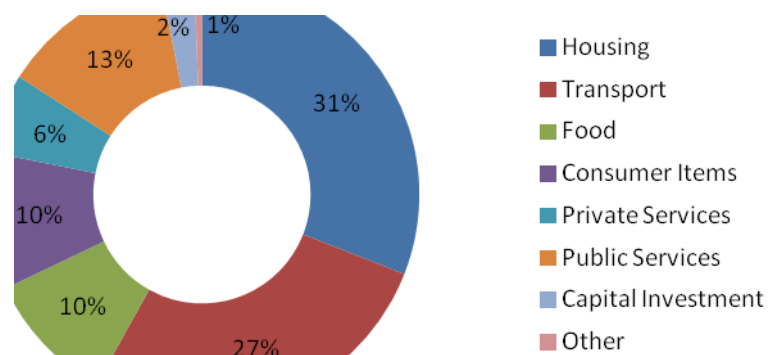
<sup>4</sup> Please note that Cockenzie power station is not included in these figures because the methodology attributes electricity emissions to the end-user.



DECC also publishes data on CO<sub>2</sub> emissions within the scope of influence of Local Authorities : per capita emissions in LA area (previously NI 186). The data in this subset exclude emissions in the main dataset which are considered to fall outside the scope of influence of Local Authorities (e.g. emissions from motorways and emissions from some installations in the EU Emissions Trading Scheme). These indicate a reduction from 7.8 tCO<sub>2</sub> per capita from 7.8 tCO<sub>2</sub> in 2005 to 6.9 tCO<sub>2</sub> in 2010. <sup>(7)</sup>

SEI uses a **consumption based methodology**, which includes the embodied emissions associated with goods and services. The most recent figures available estimate that in 2006 East Lothian's carbon footprint<sup>5</sup> was 1.119 million tonnes of CO<sub>2</sub>. This is equivalent to **12.13 tonnes of CO<sub>2</sub> per capita**, which is just under the Scottish average. A breakdown by source is shown in Figure 3.

**Figure 3. Breakdown of per capita CO<sub>2</sub> emissions by source (SEI pub 2008)**



SEI

also

produces a GHG footprint which includes all six Kyoto GHGs. The most recent figures available estimate that in 2006 East Lothian's GHG footprint was 1.512

<sup>5</sup> Defined by SEI as including CO<sub>2</sub> emissions only as opposed to all six Kyoto greenhouse gases (GHGs).

million tonnes of CO<sub>2</sub>. When compared to SEI's carbon footprint for East Lothian the emissions associated with food show the most significant rise. This is due to the CH<sub>4</sub> emissions associated with food production, which have a global warming potential 25 times greater than CO<sub>2</sub>.

Per capita this is equivalent to **16.4 tonnes of CO<sub>2</sub>e**, which is very similar to the Scottish average. There is an increase on previous data mainly related to transport, which saw a 14% increase in emissions and offset reductions in the emissions associated with capital investment, food and consumer items.

In common with most UK local authorities, ELC is not directly measuring carbon emissions from the area. Therefore the DECC and SEI data, which is summarised below, provides the best available estimate of area-wide emissions. However, it should be noted that while the DECC figures have a narrower scope than the SEI figures; they are official government statistics and considered to be more robust.

**Table 2. Summary of CO<sub>2</sub> emissions estimates for East Lothian**

Methodology	SEI CO <sub>2</sub> 2006 (2008) <sup>6</sup>	SEI GHG 2006 (2008) <sup>3</sup>	DECC 2010 (2012) <sup>7</sup>	DECC 2010 CO <sub>2</sub> emissions within scope of LA (2012) <sup>7</sup>
East Lothian (ktCO <sub>2</sub> )	1,118	1,512	1,148	673.7
East Lothian (tCO <sub>2</sub> /capita)	12.13	16.40	11.7	6.9

In addition to the progress with reducing the Council's own emissions, the Council has supported the Universal Home Insulation Scheme (UHIS) (administered by local authorities and funded by the Scottish Government and energy companies). The scheme offers a range of free home insulation measures including loft and cavity wall insulation. These measures can help improve energy efficiency, keep heating bills down and reduce fuel poverty. The project has run for the past three years and for 12/13 funding has assisted 1,198 households, saving 618 tonnes of CO<sub>2</sub> in East Lothian.

In 2011/12 an energy efficiency discount on council tax was awarded to 38 properties, the total value of the discount awarded was £2,000.

<sup>6</sup> <http://www.resource-accounting.org.uk/downloads/scotland/east-lothian>

<sup>7</sup> <https://www.gov.uk/government/publications/local-authority-emissions-estimates>

### **Section 3 Priorities for the year ahead**

- Develop a Local Transport Strategy to promote sustainable transport in East Lothian; and
- Continue to support local community initiatives eg local transition groups
- The Council has been allocated £679,500 to develop an extension of the UHIS project (see above) – called Home Energy Efficiency Programmes for Scotland : Area Based Schemes. The Scottish Government are providing £60 million for councils to target areas which have high levels of fuel poverty. A total of £30 million has been allocated across the 32 local authorities, and councils can submit proposals for the additional £30 million. East Lothian have initially been allocated £679,500

The Council will be working with energy companies, installers, owner-occupiers and private landlords to ensure all households in areas of high fuel poverty receive an offer to have their home made more energy efficient, and will expand on the standard loft and cavity wall insulation measures to offer a wider range of products such as external insulation.

- Participation in Scottish Heat Mapping project

### **Section 4: Assessing the risks of climate change impacts and working with others to adapt to the impacts of climate change**

#### **What is East Lothian Council doing to adapt to climate change?**

- As a member of ELCPP the Council has developed an [East Lothian Environment Strategy \(2010-15\)](#) which includes climate change adaptation;
- The Council has produced an [Local Climate Impacts Profile \(LCLIP\)](#) for East Lothian;
- The Council has weather emergency response plans in place, developed with SEPA, Lothian & Borders Police and other partners;
- Business continuity plans are part of the Council's service management framework;
- Established a corporate emergency planning group to improve co-ordination and understanding;
- Working with local community groups to raise awareness eg resilience

workshop held for community planning partners in conjunction with Sustaining Dunbar; and

- Strategic Planning – working with partner authorities to develop a South East Scotland Plan (SESPan);

#### **Priorities for the year ahead**

- Raising awareness of adaptation issues with Councillors and Senior Management across the Council;
- Working with local community groups as part of community planning initiatives to raise awareness and consider local actions;
- Developing business continuity/ risk management framework within ELC to raise awareness of climate change impacts; and
- Continued assessment of flood risk and preparation of flood risk management plans as required by the Flood Risk Management (Scotland) Act 2009.

### **Section 5: Developing effective partnership working and climate change communications, including producing an annual statement of plans, activities and achievements**

The Council has worked closely with its community planning partners in developing a [Single Outcome Agreement for East Lothian \(2011\)](#) (SOA) which highlights sustainability as a cross-cutting issue. Protecting and enhancing the environment is a key priority along with reducing our carbon footprint and reducing demand on finite resources.

The [East Lothian Environment Strategy \(2010-15\)](#) developed with community consultation is a key document supporting the SOA 2011.

The Eco-schools programme is supported across the county's schools with 19 Green Flag awards, 13 Silver and 7 Bronze. Only one school does not have an Eco Award, however its work in this area has been evaluated as very good . It should be noted that 3 schools have withdrawn from the ECO-schools programme,. ECO work will continue to develop in these schools , but not within an ECO-school framework.

### **Climate Change Communications**

- The Council, local schools and other partners participated in Earth Hour (March 2012) ; and
- Various local press articles.

### **What East Lothian Council has done to build capacity on climate change – internally, with partners and/or with the community.**

Most of the work to date has been around mitigation e.g. Carbon Management Plan (see Section 2). Community Planning Partners (Fire, Police, NHS, etc.) are also doing work around energy efficiency, reduction of emissions etc.

There is a growing interest in the “Transition” movement in local communities, particularly [Sustaining Dunbar](#); similar initiatives are developing in [Haddington](#), [Musselburgh](#) , [North Berwick](#) , [Ormiston](#) and some of the rural villages.

The Council has continued to develop links with these groups and is broadly supportive of the “Transition” objectives towards more resilient communities.

### **Priorities for the year ahead**

- Monitoring and reporting on progress by community planning partners towards climate change related outcomes in the SOA, including the East Lothian Environment Strategy;
- Review of SOA in 2013
- Continued support for Eco-schools;
- Raising profile of sustainability issues including climate change within the council, partners and wider community groups.

### **Climate Change Progress Highlights of the Past Year**

Main climate change achievements in FY11/12:

- Good progress towards Carbon Management Plan targets (15% reduction in the Council’s greenhouse gas (GHG) emissions against FY07/08 baseline);
- Increasing the number of local authority schools with an eco-school award to 95%;

David Evans  
Environment  
East Lothian Council  
John Muir House  
Haddington  
EH41 3HA  
Tel 01620 827286  
[devans@eastlothian.gov.uk](mailto:devans@eastlothian.gov.uk)  
September 2010