

REPORT TO: Policy and Performance Review Committee

MEETING DATE: 12 June 2012

BY: Executive Director (Services for People)

SUBJECT: Child and Adult Protection Reporting To Elected Members,
Chief Executive and Board of Directors

1 PURPOSE

The purpose of this report is to give an update on Child Protection and Adult Protection activity in East Lothian to the Policy and Performance Review Committee, offering an opportunity to both gain an understanding of the issues and challenges for these services, and raise any issues regarding performance.

2 RECOMMENDATIONS

2.1 The Committee is asked to:

a) Note the contents of this report.

3 BACKGROUND

3.1 East Lothian Child Protection Summary.

At the end of the financial year, quarter 4 there were 66 children on the Child Protection Register (CPR) in 52 families. There are currently 14 sibling groups. The predominant factor remains issues of neglect, poor supervision and drug and alcohol misuse for 45 children, with a high incidence of domestic abuse also. The number of non engaging families has also increased affecting 24 children on the register.

The increase in children on the CPR in East Lothian remains above the national average at 3.5 per 1,000 where the national average is 2.9 per 1,000. Eleven of these children are also looked after. 8 children have been registered previously. This gives an average of 62 children on the Register for the year, down from last year's average of 74. All of the children on the CPR are allocated to a Children's Services worker, have a lead professional and a Child Protection plan.

The referrals to Children's Services teams continue to increase making a total of 2,631 over the year. With the data collected over the past 10 years it is anticipated that there will be between 2,500 and 3,000 referrals over the coming year and the busiest months are likely to be May/June, October and February/March.

The number of children and young people in residential care now stands at 28, the highest number in recent years. 57% of those children are now accommodated outwith East Lothian in stark contrast to the figure of 29% in March/April 2008. Within the Integrated Children's Services Plan there is a stated outcome to reduce the number of children and young people accommodated outwith East Lothian.

Within Health over this quarter the total number of Cause for Concern cases rose to 224 from 209 last quarter. This is broken down geographically to 52 in Cluster 1 (North Berwick, Haddington and Dunbar). Cluster 2 (Port Seton, Tranent and Prestonpans) has had the largest increase this quarter from 87 to 103 (18.4% increase) and Cluster 3 (Musselburgh) an increase from 67 to 69 records. This is an overall increase of 15 cause for concern records across East Lothian.

The number of Inter-agency Referral Discussions this quarter has increased to 138 from 100 last quarter.

The SCRA statistics for East Lothian for quarter 4 demonstrate a further decrease of referrals to the Reporter from 54 to 42. The majority of this decrease is in relation to referrals from the Police from 37 in quarter 3 to 19 in quarter 4. The social work referrals went up from 19 to 26. This reduction in referrals is assessed as being due to early intervention by Police and the Multi-agency Screening Group. The number of Child Protection Orders this quarter increased from 1 to 3 and there are now 2 children in secure accommodation. There has been an increase of 9 children on supervision requirements, all of them boys.

At 31 March 2010 there were 70 children on the East Lothian Child Protection Register. At the yearend of 31 July 2011 there were 94 initial/pre-birth case conferences with 74 registrations demonstrating a 79% registration rate on Case Conferences held. The total number of de-registrations was 107 with an average of 62 children on the CPR. The total number of children on CPRs across Scotland at July 2011 was 2,571.

3.2 East & Midlothian CPC.

Police are still awaiting the toxicology results in relation to the 3 baby deaths across East and Midlothian. The final draft of the "Protecting Children Living in Families with Problem Substance Use" is, as far as I know not disseminated as yet for use by practitioners and training purposes. The amended Child Protection Procedures in light of the National Guidance have not been, as far as I know published for implementation. It is likely that the changed timescales will increase the number of case conferences in East Lothian by 100 a year.

3.3 East Lothian Adult Protection Summary.

In Quarter 4, Police referrals increased by 7% from 159 in Quarter 3 to 170. Of these, 32 (18%) were progressed through Adult Protection, which represents 43% of all referrals which were progressed through Adult Protection in Quarter 4 (75). The highest numbers of referrals received were for older people, (33 - 42%) which as acknowledged last quarter, will include people with dementia. A significant number (25 - 21%) of referrals continue to feature other vulnerable, mental health or substance misuse clients who often are young people with alcohol/substance misuse issues and the main type of harm reported in this quarter being self-harm (20 - 26%). Physical harm (17 - 23%) and financial harm (19 - 25%) also feature highly.

The number of cases currently being managed under Adult Protection is 49. This represents a decrease of 10% from 55 in quarter 3. The number of inquiries decreased by 25% from 101 in quarter 3, to 75 in quarter 4, and the number of Inter-agency Referral Discussions decreased by 21 % from 43 to 34. The number of Professionals meetings/Case Conferences increased slightly from 24 in quarter 3 to 25 in quarter 4.

In Quarter 4 East Lothian had 2 Protection Orders (Banning Orders) running:

- 1) The adult is an older person with alcohol misuse issues and the subject is her son who has drug and alcohol issues and was causing her serious physical, emotional and financial harm.
- 2) There was another Banning Order in relation to the same subject who was causing his learning disabled brother serious physical emotional and financial harm. This order expired on 8 February 2012.

Interviews have been completed for the Management Review following a concluded large Scale Investigation in a care home. The meeting to consider recommendations is scheduled and will report to the Adult Protection Committee in May.

In Quarter 4, 1 Large Scale Investigation was initiated for a Service Provider.

3.4 Adult Protection Summary 2011-2012.

In terms of the full year, Inquiries have increased by 215% from 143 in 2010-11 to 307 in 2011-12, with 47% (145) progressing to Inter-agency referral discussion, and 65% (95) of those progressing to case conference. Although numbers have increased significantly it should be noted that the percentage of those progressing through Adult Protection and to case conference remains comparable.

Police referrals have increased by 35% from 469 in 2010–2011 to 635 in 2011-2012. Case Conferences including Professionals Meetings have increased from 36 in 2010–2011 to 95 in 2011-2012, and the number of Adult Protection reviews has increased from 46 in 2010–2011 to 85 in 2011-2012. There has been a total of 7 Large Scale Investigations this year, an increase from 2 in the previous year.

4 POLICY IMPLICATIONS

4.1 N/A

5 EQUALITIES IMPACT ASSESSMENT

This report is not applicable to the well being of equalities groups and an Equalities Impact Assessment is not required.

6 RESOURCE IMPLICATIONS

6.1 Financial – N/A

6.2 Personnel – N/A

6.3 Other – N/A

7 BACKGROUND PAPERS

7.1 Performance figures Quarter 4 as will be reported in Public Protection Report to Critical Services Oversight Group.















AUTHOR'S NAME	Anne Thompson / Sheila Foggon
DESIGNATION	Lead Officer Adult Protection / Lead Officer Child Protection
CONTACT INFO	anne.thompson@midlothian.gov.uk 0131 271 6676 sfoggon@eastlothian.gov.uk 01620820119
DATE	16 May 2012

Appendix 1

**East and Midlothian Child Protection Committee
East Lothian Area**

Measure	Short term trend	Long term trend	Previous year	Q1	Q2	Q3	Q4	Annual
ACTIVITY LEVELS								
No of children referred to Children and Families	↑	↑	2311	725	613	606	687*	Total 2631
No of Health Visitor Cause for Concern cases	-	↑	202	214	214	209	224	Average 215
No of IRDs	↑	↓	502	127	125	100	138	Total 490
No of ICPCCs	↓	-		18	14	14	13	Total 59
CHILD PROTECTION REGISTER								
No of children on CPR	↓	↑	53	49	62	70	66	Average 62
No of families with children on the CPR	↓	↑	33	33	40	41	40	Average 38
Rate of registration per '000 children	↓	↑	2.8	2.6	3.3	3.7	3.5	Average 3.3
Rate of registration per '000 children – Scotland 2010						2.9		
No of children placed on register	↓	-		18	21	28	18	Total

Measure	Short term trend	Long term trend	Previous year	Q1	Q2	Q3	Q4	Annual
								85
No of re-registrations	↓	▬		4	4	5	2	Total 15
No of children removed from CPR	↓	▬		23	10	20	21	Total 74
Time on CPR before removal – 0 to 3 months	↓	▬		0	0	1	0	
Time on CPR before removal – 3 to 6 months	↓	▬		6	1	5	4	
Time on CPR before removal – 6 to 12 months	↑	▬		12	4	12	15	
Time on CPR before removal – 12 to 24 months	▬	▬		5	5	2	2	
Time on CPR before removal – 24 months +	▬	▬		0	0	0	0	
CHILD PROTECTION REGISTRATION / AREAS OF CONCERN **								
Physical Injury	↓	▬		16	12	9	3	
Sexual abuse	↑	▬		1	1	0	1	
Emotional abuse	↑	▬		10	9	7	12	
Physical neglect	↓	▬		30	33	25	24	
Child placing him / herself at risk	↓	▬			3	5	0	
Domestic abuse	↑	▬			3	16	25	
Parental Drug Misuse	↑	▬			1	6	45	
Child Exploitation	▬	▬				2	2	

Measure	Short term trend	Long term trend	Previous year	Q1	Q2	Q3	Q4	Annual
Non-engaging family							24	
Other concerns							11	
Parental mental health problems							23	
Physical abuse							5	
CASE MANAGEMENT								
% of cases allocated			100%	100%	100%	100%	100%	Average 100%
% of cases with a CP Plan			100%	100%	100%	100%	100%	Average 100%
% of cases with Core Group in place			100%	100%	100%	100%	100%	Average 100%

* Please note that as recording methods and practice differ across East Lothian and Midlothian many of these statistics (Referrals to Children's Services, CPR stats) cannot be compared on a like for like basis. For example – East Lothian record Children's Services referrals on an inter-team basis while Midlothian do not; Midlothian only record Children's Services referrals from external agencies and the public.

** The Scottish Government recently changed the data specification in relation to Child Protection statistics. As a result of these changes categories of registration are no longer collated and have instead been replaced by areas of concern. Both East Lothian and Midlothian have now completely migrated to the new data set.

Appendix 2

**East and Midlothian Adult Protection Committee
East Lothian Area**

Quarter 4 – 2011/12

Measure	Short term trend	Long term trend	Previous year	Q1	Q2	Q3	Q4	Annual
ACTIVITY LEVELS								
Duty to inquire	↓	↑	143	53	78	101	75	Total 307
No of LBP referrals received	↑	↑	469	140	166	159	170	Total 635
No of IRDs	↓	↑	58	26	43	43	34	Total 145
No of large scale investigations	↓	↑	2	0	3	3	1	Total 7
No of ACPCCs, including professionals' meetings	↑	↑	36	16	30	24	25	Total 95
No of AP Reviews	↑	↑	46	8	20	24	33	Total 85
No of new protection orders	-	↓	7	3	1	0	0	Total 4
REFERRALS PROGRESSED THROUGH ADULT PROTECTION / REFERRAL SOURCE								

Measure	Short term trend	Long term trend	Previous year	Q1	Q2	Q3	Q4	Annual
Police	↓	↑		18	28	50	32	Total 128
Health	↓	↑		3	7	9	4	Total 23
Social Work	↑	↑		9	14	8	9	Total 40
Other	↓	↑		23	29	34	30	Total 116
CATEGORIES OF HARM								
Physical	↓	↑	26	7	13	20	17	Total 57
Sexual	↓	↑	7	9	5	8	2	Total 24
Psychological	↓	↑	2	13	13	12	7	Total 45
Financial	-	↑	12	12	11	19	19	Total 61
Neglect	↑	-	14	3	9	2	5	Total 14
Self harm	↓	↑	19	8	16	31	20	Total 75
CLIENT GROUPS AT END OF QUARTER								
Acquired brain injury	-	-		0	2	0	0	Average 1
Child – no substantial disability	↓	↑		1	4	5	3	Average 3

Measure	Short term trend	Long term trend	Previous year	Q1	Q2	Q3	Q4	Annual
Dementia	▬	▬		0	0	0	0	Average 0
Learning disabilities	↑	▬		9	4	7	9	Average 7
Mental Health	↓	↓		6	6	13	4	Average 7
Other vulnerable groups	↓	↑		5	9	25	20	Average 15
Physical disability	↓	↓		6	10	6	4	Average 7
Substance misuse	▬	▬		1	8	1	1	Average 3
Older people	↑	↑		15	12	25	33	Average 21
Throughcare and Aftercare	▬	▬		0	14	0	0	Average 4
Offender	↓	↓		5	4	6	4	Average 5
CASE MANAGEMENT								
No of cases being managed under AP Procedures	↓	▬		48	74	55	49	Average 56
% of cases allocated	▬	▬		100%	100%	100%	100%	Average 100%